

SPEC

Generated on Tue Apr 15 2025 10:03:59 for SPEC by Doxygen 1.9.2

Tue Apr 15 2025 10:03:59

1 SPEC	1
1.1 The Stepped Pressure Equilibrium Code	1
1.1.1 Citation	1
1.1.2 Installation	2
1.1.3 Documentation	2
2 SPEC compilation instructions	2
2.1 Installation using Anaconda	2
2.1.1 Troubleshooting Anaconda install	2
2.1.2 Testing your SPEC installation	3
2.2 Other legacy installations	3
2.2.1 CMake installation	3
2.2.2 Make installation	4
2.3 Build process	4
3 Citelist	4
4 Todo List	4
5 Module Index	5
5.1 Modules	5
6 Data Type Index	7
6.1 Data Types List	7
7 File Index	7
7.1 File List	7
8 Module Documentation	9
8.1 Diagnostics to check the code	9
8.1.1 Detailed Description	9
8.1.2 Function/Subroutine Documentation	9
8.2 Free-Boundary Computation	19
8.2.1 Detailed Description	19
8.2.2 Function/Subroutine Documentation	19
8.3 Parallelization	25
8.3.1 Detailed Description	25
8.3.2 Function/Subroutine Documentation	25
8.4 Geometry	27
8.4.1 Detailed Description	27
8.4.2 Function/Subroutine Documentation	27
8.5 Plasma Currents	30
8.5.1 Detailed Description	30
8.5.2 Function/Subroutine Documentation	30
8.6 "global" force	33

8.6.1 Detailed Description	33
8.6.2 Function/Subroutine Documentation	33
8.7 Input namelists and global variables	37
8.7.1 Detailed Description	38
8.8 "local" force	39
8.8.1 Detailed Description	39
8.8.2 Function/Subroutine Documentation	39
8.9 Integrals	43
8.9.1 Detailed Description	43
8.9.2 Function/Subroutine Documentation	43
8.10 Solver/Driver	49
8.10.1 Detailed Description	49
8.10.2 Function/Subroutine Documentation	49
8.11 Build matrices	52
8.11.1 Detailed Description	52
8.11.2 Function/Subroutine Documentation	52
8.12 Metric quantities	61
8.12.1 Detailed Description	61
8.12.2 Function/Subroutine Documentation	61
8.13 Solver for Beltrami (linear) system	63
8.13.1 Detailed Description	63
8.13.2 Function/Subroutine Documentation	63
8.14 Force-driver	66
8.14.1 Detailed Description	67
8.14.2 Function/Subroutine Documentation	67
8.15 "packing" of Beltrami field solution vector	73
8.15.1 Detailed Description	73
8.15.2 Function/Subroutine Documentation	73
8.16 Conjugate-Gradient method	77
8.16.1 Detailed Description	77
8.16.2 Function/Subroutine Documentation	77
8.17 Initialization of the code	83
8.17.1 Detailed Description	83
8.17.2 Function/Subroutine Documentation	83
8.18 Output file(s)	90
8.18.1 Detailed Description	91
8.18.2 Function/Subroutine Documentation	91
8.19 Coordinate axis	105
8.19.1 Detailed Description	105
8.19.2 Function/Subroutine Documentation	105
8.20 Rotational Transform	108
8.20.1 Detailed Description	108

8.20.2 Function/Subroutine Documentation	108
8.21 Plasma volume	110
8.21.1 Detailed Description	110
8.21.2 Function/Subroutine Documentation	110
8.22 Smooth boundary	113
8.22.1 Detailed Description	114
8.22.2 Function/Subroutine Documentation	114
8.23 Enhanced resolution for metric elements	115
8.23.1 Detailed Description	116
8.24 Enhanced resolution for transformation to straight-field line angle	116
8.24.1 Detailed Description	116
8.25 Internal Variables	117
8.25.1 Detailed Description	118
8.26 Fourier representation	118
8.26.1 Detailed Description	119
8.27 Interface geometry: iRbc, iZbs etc.	119
8.27.1 Detailed Description	120
8.28 Fourier Transforms	121
8.28.1 Detailed Description	123
8.29 Volume-integrated Chebyshev-metrics	123
8.29.1 Detailed Description	125
8.30 Vector potential and the Beltrami linear system	125
8.30.1 Detailed Description	127
8.31 Field matrices: dMA, dMB, dMC, dMD, dME, dMF	127
8.31.1 Detailed Description	129
8.32 Construction of "force"	129
8.32.1 Detailed Description	130
8.33 Covariant field on interfaces: Btemn, Bzemn, Btomn, Bzomn	130
8.33.1 Detailed Description	130
8.34 covariant field for Hessian computation: Bloweremn, Bloweromn	130
8.34.1 Detailed Description	131
8.35 Geometrical degrees-of-freedom: LGdof, NGdof	131
8.35.1 Detailed Description	131
8.36 Parallel construction of derivative matrix	131
8.36.1 Detailed Description	132
8.37 Derivatives of multiplier and poloidal flux with respect to geometry: dmupfdx	132
8.37.1 Detailed Description	133
8.38 Trigonometric factors	134
8.38.1 Detailed Description	135
8.39 Volume integrals: IBBintegral, IABintegral	135
8.39.1 Detailed Description	135
8.40 Internal global variables	136

8.40.1 Detailed Description	136
8.41 Miscellaneous	137
8.41.1 Detailed Description	137
8.42 physicslist	138
8.42.1 Detailed Description	140
8.42.2 Variable Documentation	140
8.43 numericlist	147
8.43.1 Detailed Description	148
8.43.2 Variable Documentation	148
8.44 locallist	153
8.44.1 Detailed Description	153
8.44.2 Variable Documentation	153
8.45 globallist	155
8.45.1 Detailed Description	156
8.45.2 Variable Documentation	156
8.46 diagnosticslist	159
8.46.1 Detailed Description	160
8.46.2 Variable Documentation	161
8.47 screenlist	162
8.47.1 Detailed Description	163
8.47.2 Variable Documentation	163
9 Module Documentation	163
9.1 allglobal Module Reference	163
9.1.1 Detailed Description	176
9.1.2 Function/Subroutine Documentation	176
9.2 constants Module Reference	182
9.2.1 Detailed Description	183
9.3 cputiming Module Reference	183
9.3.1 Detailed Description	185
9.4 fftw_interface Module Reference	186
9.4.1 Detailed Description	186
9.5 fileunits Module Reference	186
9.5.1 Detailed Description	187
9.6 laplaces Module Reference	187
9.6.1 Detailed Description	188
9.7 newtonime Module Reference	188
9.7.1 Detailed Description	188
9.8 numerical Module Reference	188
9.8.1 Detailed Description	188
9.9 sphdf5 Module Reference	188
9.9.1 Detailed Description	192

9.9.2 Function/Subroutine Documentation	192
9.10 typedefns Module Reference	193
9.10.1 Detailed Description	193
9.10.2 Data Type Documentation	193
10 Data Type Documentation	194
10.1 intghs_module::intghs_workspace Type Reference	194
10.1.1 Detailed Description	194
10.1.2 Member Data Documentation	194
11 File Documentation	196
11.1 src/basefn.f90 File Reference	196
11.1.1 Detailed Description	196
11.1.2 Function/Subroutine Documentation	196
11.2 src/bfield.f90 File Reference	201
11.2.1 Detailed Description	201
11.2.2 Function/Subroutine Documentation	201
11.3 src/bnorml.f90 File Reference	202
11.3.1 Detailed Description	202
11.4 src/brcast.f90 File Reference	202
11.4.1 Detailed Description	203
11.5 src/casing.f90 File Reference	203
11.5.1 Detailed Description	203
11.6 src/coords.f90 File Reference	203
11.6.1 Detailed Description	203
11.7 src/curent.f90 File Reference	203
11.7.1 Detailed Description	204
11.8 src/df00ab.f90 File Reference	204
11.8.1 Detailed Description	204
11.9 src/dforce.f90 File Reference	204
11.9.1 Detailed Description	204
11.10 src/dfp100.f90 File Reference	204
11.10.1 Detailed Description	205
11.10.2 Function/Subroutine Documentation	205
11.11 src/dfp200.f90 File Reference	206
11.11.1 Detailed Description	207
11.11.2 Function/Subroutine Documentation	207
11.12 src/global.f90 File Reference	218
11.12.1 Detailed Description	234
11.12.2 Data Type Documentation	235
11.13 src/hessian.f90 File Reference	235
11.13.1 Detailed Description	236
11.14 src/inputlist.f90 File Reference	236

11.14.1 Detailed Description	242
11.15 src/intghs.f90 File Reference	242
11.15.1 Detailed Description	243
11.15.2 Function/Subroutine Documentation	243
11.16 src/jo00aa.f90 File Reference	245
11.16.1 Detailed Description	245
11.17 src/lforce.f90 File Reference	246
11.17.1 Detailed Description	246
11.18 src/ma00aa.f90 File Reference	246
11.18.1 Detailed Description	246
11.19 src/ma02aa.f90 File Reference	246
11.19.1 Detailed Description	246
11.20 src/matrix.f90 File Reference	247
11.20.1 Detailed Description	247
11.21 src/memory.f90 File Reference	247
11.21.1 Detailed Description	247
11.21.2 Function/Subroutine Documentation	247
11.22 src/metrix.f90 File Reference	251
11.22.1 Detailed Description	251
11.22.2 Function/Subroutine Documentation	251
11.23 src/mp00ac.f90 File Reference	252
11.23.1 Detailed Description	253
11.23.2 Function/Subroutine Documentation	253
11.24 src/mtrxhs.f90 File Reference	257
11.24.1 Detailed Description	257
11.25 src/newton.f90 File Reference	257
11.25.1 Detailed Description	258
11.26 src/packab.f90 File Reference	258
11.26.1 Detailed Description	258
11.27 src/packxi.f90 File Reference	258
11.27.1 Detailed Description	258
11.28 src/pc00aa.f90 File Reference	258
11.28.1 Detailed Description	259
11.29 src/pc00ab.f90 File Reference	259
11.29.1 Detailed Description	259
11.30 src/pp00aa.f90 File Reference	259
11.30.1 Detailed Description	259
11.31 src/pp00ab.f90 File Reference	259
11.31.1 Detailed Description	260
11.32 src/preset.f90 File Reference	260
11.32.1 Detailed Description	260
11.33 src/ra00aa.f90 File Reference	260

11.33.1 Detailed Description	260
11.34 src/rzaxis.f90 File Reference	260
11.34.1 Detailed Description	260
11.35 src/sphdf5.f90 File Reference	261
11.35.1 Detailed Description	264
11.36 src/spsint.f90 File Reference	264
11.36.1 Detailed Description	264
11.37 src/spsmat.f90 File Reference	264
11.37.1 Detailed Description	265
11.37.2 Function/Subroutine Documentation	265
11.38 src/stzxyz.f90 File Reference	268
11.38.1 Detailed Description	268
11.39 src/tr00ab.f90 File Reference	268
11.39.1 Detailed Description	268
11.40 src/volume.f90 File Reference	269
11.40.1 Detailed Description	269
11.41 src/wa00aa.f90 File Reference	269
11.41.1 Detailed Description	270
11.42 src/xspech.f90 File Reference	270
11.42.1 Detailed Description	271
11.42.2 Function/Subroutine Documentation	271
Bibliography	280
Index	281

1 SPEC

1.1 The Stepped Pressure Equilibrium Code

SPEC solves 3D magnetohydrodynamic (MHD) equilibria with stepped-pressure profiles. This powerful description doesn't artificially restrict the solution to nested flux surfaces, and admits simulations with islands and chaotic regions. It is a spectral-element code, that finds minimal-plasma-energy states by extremizing the multi-region, relaxed-MHD (MRxMHD) energy functional.

- There is a [brief description of SPEC](#) on the Princeton Plasma Physics Laboratory [Theory Department website](#).
- An overview of the algorithm is given in a [Flow Chart](#).
- A list of publications using SPEC are in our [bibliography section](#)
- Please direct questions/suggestions to [Stuart Hudson](#).

1.1.1 Citation

If you use SPEC in your research, please cite it appropriately using the "Cite this repository" button on the right of the [SPEC GitHub Repository](#) or the [CITATION.cff](#) file.

1.1.2 Installation

Instructions for compiling and testing SPEC are in [compilation_instructions.md](#).

1.1.3 Documentation

Online documentation for SPEC is available on [Github pages](#) or in PDF form at [SPEC_manual.pdf](#).

2 SPEC compilation instructions

The default installation method for SPEC uses CMake and installs the python wrappers and an xspec executable.

2.1 Installation using Anaconda

We recommend you use Anaconda to create a coherent build environment and prevent dependency conflicts.

Control over the installation can be had by editing `cmake_config.json`, to guide CMake to the right compilers etc. Configurations for different machines are stored in `${SPEC_ROOT}/cmake_machines`, to use these, link them to `cmake_config.json`: `ln -s cmake_config cmake_machines/<config_file.json>`

>[!TIP] >install as much as possible in your environment using the `conda` command, >only use 'pip' at the very end for the last packages. >if you have not added the `conda-forge` channel do so by >`conda config --add channels conda-forge`

Get the repository and install the necessary compilers and libraries

```
git clone git@github.com:PrincetonUniversity/SPEC.git
conda create -n "spec_wrapper" python=3.11 # create your environment for SPEC
conda activate spec_wrapper
conda install gcc_linux-64 gxx_linux-64 gfortran_linux-64 # or macOS versions, see note below
conda install hdf5 openblas libopenblas fftw scalapack openmpi cmake ninja
conda install h5py matplotlib f90nml scipy scikit-build mpi4py ipython
pip install f90wrap
```

>[!NOTE]

```
for macOS users use the respective compiler packages; conda install clang_osx-64
clangxx_osx-64 gfortran_osx-64
```

Finally, install SPEC and the wrapper (logs will be in `compile.log`)

```
pip install -v . 2>&1 | tee compile.log
```

Install the `py_spec` python library

```
cd Utilities/pythontools/
pip install -e .
```

2.1.1 Troubleshooting Anaconda install

If using a newer version of python, `f2py3` is no longer shipped. If your system contains an old python install (for example from your OS), CMake can find its `f2py3` and give try to use it to compile the wrappers instead of your environments `f2py`. Test this by looking if you have an `f2py3` in your path: `$which f2py3`. The easiest workaround is to create a link called `f2py3` that links to `f2py` so it is found first.

```
ln -s ~/anaconda3/envs/spec_wrapper/bin/f2py ~/anaconda3/envs/spec_wrapper/bin/f2py3
```

You might have HDF5 or FFTW environment variables set (for example for a VMEC install). This can throw off CMake, which we want to use only anaconda.

```
unset HDF5, HDF5_ROOT, HDF5_HOME, FFTW, FFTW_DIR
```

2.1.2 Testing your SPEC installation

First, verify that the stand-alone executable is usable. A few test cases are provided in `InputFiles/TestCases`.

Create a new directory for SPEC runs and change into it

```
mkdir ~/SPEC_runs
cd ~/SPEC_runs
```

Copy a demo input file into the current working directory:

```
cp ~/SPEC/InputFiles/TestCases/G3V01L0Fi.001.sp .
```

Call SPEC with an input file (`*.sp`) as argument on the command line:

```
xspec G3V01L0Fi.001.sp
```

You should see the screen output of the SPEC run. Among the last lines should be something similar to this:

```
ending :      0.88 : myid= 0 ; completion ; time=      0.88s =      0.01m =      0.00h =      0.00d ; date=
          2022/02/17 ; time= 17:35:33 ; ext = G1V02L0Fi.001
ending :      :
xspecch :      :
xspecch :      0.88 : myid= 0 : time=      0.01m =      0.00h =      0.00d ;
```

This indicates that the stand-alone executable is usable.

Next, the python wrapper is tested.

1. Check that the SPEC version can be found:

```
python -c "from spec import spec_f90wrapped as spec; print('SPEC version:
{:}').format(spec.constants.version)"
```

This should print a message like "SPEC version: 3.1" on the screen.

2. Check that the Python wrapper can be used as a stand-alone code:

```
OMP_NUM_THREADS=1 python ~/SPEC/Utilities/python_wrapper/spec/core.py G3V01L0Fi.001.sp
```

This should conclude with the message SPEC called from python finished!.

3. Run the optimization example code:

```
OMP_NUM_THREADS=1 python ~/SPEC/Utilities/python_wrapper/examples/example.py
```

This should run a basic optimization problem, where the SPEC inputs are controlled via `scipy.optimize`.

4. Run the interactive re-convergence example code:

```
OMP_NUM_THREADS=1 python ~/SPEC/Utilities/python_wrapper/examples/example_2.py
```

This should compute a SPEC equilibrium, then change the central pressure, re-converge SPEC, etc. for a set of five values of the central pressure in a two-volume classical Stellarator case. After the pressure scan with re-convergence, a plot of the MHD energy vs. the central pressure is shown.

2.2 Other legacy installations

It is still possible to compile SPEC using `make` or `cmake` directly, and bypass the wrapper installation.

2.2.1 CMake installation

Spec can be installed using CMake to find the relevant libraries to link against. You can control in the root directory of SPEC do the following:

```
mkdir build
cd build
cmake ..
make
```

This will compile SPEC (not the wrappers). The `xspec` executable is found in `$(SPEC_ROOT)/build/build/bin/xspec`

2.2.2 Make installation

SPEC can also be installed using the `make` command in the root directory.

The `make install` is controlled by the `BUILD_ENV` environment variable. Available options are found in the `SPECfile` where different link and compile flags for many machines are found.

If you cannot find your machine in the list, copy a similar machine and adapt as needed. Then compile by running the command

```
BUILD_ENV=<machine_name> make
```

The `make` process creates files in the `SPEC_ROOT` directory, and creates the `xspec` executable there.

2.3 Build process

the source files are found in the `${SPEC_ROOT}/src/` directory. The `.f90` files contain macros that are expanded during the `make` process using the `m4` command.

Depending on the build type, the macro-expanded code is either found in `build/src/`, in the root directory, or in the `_skbuild` folder.

>[!TIP] >The line numbers in error messages correspond to the macro-expanded code

The macros are defined in `src/macros`

3 Citelist

List of papers using spec (Citations that aren't explicitly referenced, don't appear in the bibliography, so we list them all here.)

[\[3\]](#) [\[19\]](#) [\[16\]](#) [\[2\]](#) [\[15\]](#) [\[14\]](#) [\[12\]](#) [\[11\]](#) [\[10\]](#) [\[17\]](#) [\[1\]](#) [\[13\]](#) [\[9\]](#)

4 Todo List

Subprogram `bnorml` (`mn`, `Ntz`, `efmn`, `ofmn`)

There is a very clumsy attempt to parallelize this which could be greatly improved.

Subprogram `casing` (`teta`, `zeta`, `gBn`, `icasing`)

It would be MUCH faster to only require the tangential field on a regular grid!!!

Please check why B_s is not computed. Is it because $B_s \nabla_s \times \mathbf{n} = 0$?

This needs to be revised.

Subprogram `curent` (`lvol`, `mn`, `Nt`, `Nz`, `iflag`, `ldltGp`)

Perhaps this can be proved analytically; in any case it should be confirmed numerically.

Subprogram `inputlist::lconstraint`

if `Lconstraint==2`, under reconstruction.

Subprogram `inputlist::wbuild_vector_potential`

: what is this?

Type [intghs_module::intghs_workspace](#)

Zhisong might need to update the documentation of this type.

Subprogram [ma02aa](#) (lvol, NN)

If `Lconstraint = 2`, then $\mu = \mu_1$ is varied in order to satisfy the helicity constraint, and $\Delta\psi_p = \mu_2$ is *not* varied, and `Nxdof=1`. (under re-construction)

Subprogram [pc00aa](#) (NGdof, position, Nvol, mn, ie04dof)

Unfortunately, `E04DGF` seems to require approximately $3N$ function evaluations before proceeding to minimize the energy functional, where there are N degrees of freedom. I don't know how to turn this off!

Subprogram [pc00ab](#) (mode, NGdof, Position, Energy, Gradient, nstate, iuser, ruser)

IT IS VERY LIKELY THAT FFTs WOULD BE FASTER!!!

Subprogram [spec](#)

If `Lminimize.eq.1`, call [pc00aa\(\)](#) to find minimum of energy functional using quasi-Newton, preconditioned conjugate gradient method, `E04DGF`

Subprogram [stzxyz](#) (lvol, stz, RpZ)

Please see `co01aa()` for documentation.

5 Module Index

5.1 Modules

Here is a list of all modules:

Diagnostics to check the code	9
Free-Boundary Computation	19
Parallelization	25
Geometry	27
Plasma Currents	30
"global" force	33
Input namelists and global variables	37
physicslist	138
numericlist	147
locallist	153
globallist	155
diagnosticslist	159
screenlist	162
"local" force	39
Integrals	43
Solver/Driver	49

Build matrices	52
Metric quantities	61
Solver for Beltrami (linear) system	63
Force-driver	66
"packing" of Beltrami field solution vector	73
Conjugate-Gradient method	77
Initialization of the code	83
Output file(s)	90
Coordinate axis	105
Rotational Transform	108
Plasma volume	110
Smooth boundary	113
Enhanced resolution for metric elements	115
Enhanced resolution for transformation to straight-field line angle	116
Internal Variables	117
Fourier representation	118
Interface geometry: iRbc, iZbs etc.	119
Fourier Transforms	121
Volume-integrated Chebyshev-metrics	123
Vector potential and the Beltrami linear system	125
Field matrices: dMA, dMB, dMC, dMD, dME, dMF	127
Construction of "force"	129
Covariant field on interfaces: Btemn, Bzemn, Btomn, Bzomn	130
covariant field for Hessian computation: Bloweremn, Bloweromn	130
Geometrical degrees-of-freedom: LGdof, NGdof	131
Parallel construction of derivative matrix	131
Derivatives of multiplier and poloidal flux with respect to geometry: dmupfdx	132
Trigonometric factors	134
Volume integrals: IBBintegral, IABintegral	135
Internal global variables	136
Miscellaneous	137

6 Data Type Index

6.1 Data Types List

Here are the data types with brief descriptions:

intghs_module::intghs_workspace	This calculates the integral of something related to matrix-vector-multiplication	194
---	---	-----

7 File Index

7.1 File List

Here is a list of all documented files with brief descriptions:

src/basefn.f90	Polynomials evaluation	196
src/bfield.f90	Returns $\dot{s} \equiv B^s/B^\zeta$ and $\dot{\theta} \equiv B^\theta/B^\zeta$	201
src/bnorml.f90	Computes $\mathbf{B}_{Plasma} \cdot \mathbf{e}_\theta \times \mathbf{e}_\zeta$ on the computational boundary, $\partial\mathcal{D}$	202
src/brcast.f90	Broadcasts Beltrami fields, profiles, . .	202
src/casing.f90	Constructs the field created by the plasma currents, at an arbitrary, external location using virtual casing	203
src/coords.f90	Calculates coordinates, $\mathbf{x}(s, \theta, \zeta) \equiv R \mathbf{e}_R + Z \mathbf{e}_Z$, and metrics, using FFTs	203
src/curent.f90	Computes the plasma current, $I \equiv \int B_\theta d\theta$, and the "linking" current, $G \equiv \int B_\zeta d\zeta$	203
src/df00ab.f90	Evaluates volume integrals, and their derivatives w.r.t. interface geometry, using "packed" format	204
src/dforce.f90	Calculates $\mathbf{F}(\mathbf{x})$, where $\mathbf{x} \equiv \{\text{geometry}\} \equiv \{R_{i,v}, Z_{i,v}\}$ and $\mathbf{F} \equiv [[p + B^2/2]] + \{\text{spectral constraints}\}$, and $\nabla\mathbf{F}$	204
src/dfp100.f90	Split the work between MPI nodes and evaluate the global constraint	204
src/dfp200.f90	Given the field consistent with the constraints and the geometry, computes local quantities related to the force evaluation	206
src/global.f90	Defines input namelists and global variables, and opens some output files	218

src/hessian.f90	Computes eigenvalues and eigenvectors of derivative matrix, $\nabla_{x_i} F$	235
src/inputlist.f90	Input namelists	236
src/intghs.f90	Calculates volume integrals of Chebyshev-polynomials and covariant field for Hessian computation	242
src/jo00aa.f90	Measures error in Beltrami equation, $\nabla \times B - \mu B$	245
src/lforce.f90	Computes B^2 , and the spectral condensation constraints if required, on the interfaces, \mathcal{I}_i	246
src/ma00aa.f90	Calculates volume integrals of Chebyshev polynomials and metric element products	246
src/ma02aa.f90	Constructs Beltrami field in given volume consistent with flux, helicity, rotational-transform and/or parallel-current constraints	246
src/matrix.f90	Constructs energy and helicity matrices that represent the Beltrami linear system	247
src/memory.f90	Memory management module	247
src/metrix.f90	Calculates the metric quantities, $\sqrt{g} g^{\mu\nu}$, which are required for the energy and helicity integrals	251
src/mp00ac.f90	Solves Beltrami/vacuum (linear) system, given matrices	252
src/mtrxhs.f90	Constructs matrices that represent the Beltrami linear system, matrix-free	257
src/newton.f90	Employs Newton method to find $F(x) = 0$, where $x \equiv \{\text{geometry}\}$ and F is defined in <code>dforce()</code>	257
src/packab.f90	Packs, and unpacks, Beltrami field solution vector; $a \equiv \{A_{\theta,e,i,l}, A_{\zeta,e,i,l}, \text{etc.}\}$	258
src/packxi.f90	Packs, and unpacks, geometrical degrees of freedom; and sets coordinate axis	258
src/pc00aa.f90	Use preconditioned conjugate gradient method to find minimum of energy functional	258
src/pc00ab.f90	Returns the energy functional and it's derivatives with respect to geometry	259
src/pp00aa.f90	Constructs Poincaré plot and "approximate" rotational-transform (driver)	259
src/pp00ab.f90	Follows magnetic fieldline using ode-integration routine from <code>rksuite.f</code>	259
src/preset.f90	Allocates and initializes internal arrays	260

src/ra00aa.f90	Writes vector potential to .ext.sp.A	260
src/rzaxis.f90	The coordinate axis is assigned via a poloidal average over an arbitrary surface	260
src/sphdf5.f90	Writes all the output information to ext . sp . h5	261
src/spsint.f90	Calculates volume integrals of Chebyshev-polynomials and metric elements for preconditioner	264
src/spsmat.f90	Constructs matrices for the preconditioner	264
src/stzxyz.f90	Calculates coordinates, $\mathbf{x}(s, \theta, \zeta) \equiv R \mathbf{e}_R + Z \mathbf{e}_Z$, and metrics, at given (s, θ, ζ)	268
src/tr00ab.f90	Calculates rotational transform given an arbitrary tangential field	268
src/volume.f90	Computes volume of each region; and, if required, the derivatives of the volume with respect to the interface geometry	269
src/wa00aa.f90	Constructs smooth approximation to wall	269
src/xspech.f90	Main program	270

8 Module Documentation

8.1 Diagnostics to check the code

Functions/Subroutines

- subroutine [bfield](#) (zeta, st, Bst)
Compute the magnetic field.
- subroutine [jo00aa](#) (lvol, Ntz, lquad, mn)
Measures error in Beltrami equation, $\nabla \times \mathbf{B} - \mu\mathbf{B}$.
- subroutine [pp00aa](#)
Constructs Poincaré plot and "approximate" rotational-transform (driver).
- subroutine [pp00ab](#) (lvol, sti, Nz, nPpts, poincaredata, fittedtransform, utflag)
Constructs Poincaré plot and "approximate" rotational-transform (for single field line).
- subroutine [stzxyz](#) (lvol, stz, RpZ)
Calculates coordinates, $\mathbf{x}(s, \theta, \zeta) \equiv R \mathbf{e}_R + Z \mathbf{e}_Z$, and metrics, at given (s, θ, ζ) .

8.1.1 Detailed Description

8.1.2 Function/Subroutine Documentation


```

8.1.2.1 bfield() subroutine bfield (
    real, intent(in) zeta,
    real, dimension(1:node), intent(in) st,
    real, dimension(1:node), intent(out) Bst )

```

Compute the magnetic field.

Returns the magnetic field field line equations, $d\mathbf{x}/d\phi = \mathbf{B}/B^\phi$.

Equations of field line flow

- The equations for the fieldlines are normalized to the toroidal field, i.e.

$$\dot{s} \equiv \frac{B^s}{B^\zeta}, \quad \dot{\theta} \equiv \frac{B^\theta}{B^\zeta}. \quad (1)$$

Representation of magnetic field

- The components of the vector potential, $\mathbf{A} = A_\theta \nabla + A_\zeta \nabla \zeta$, are

$$A_\theta(s, \theta, \zeta) = \sum_{i,l} A_{\theta,e,i,l} \bar{T}_{l,i}(s) \cos \alpha_i + \sum_{i,l} A_{\theta,o,i,l} \bar{T}_{l,i}(s) \sin \alpha_i, \quad (2)$$

$$A_\zeta(s, \theta, \zeta) = \sum_{i,l} A_{\zeta,e,i,l} \bar{T}_{l,i}(s) \cos \alpha_i + \sum_{i,l} A_{\zeta,o,i,l} \bar{T}_{l,i}(s) \sin \alpha_i, \quad (3)$$

where $\bar{T}_{l,i}(s) \equiv \bar{s}^{m_i/2} T_l(s)$, $T_l(s)$ is the Chebyshev polynomial, and $\alpha_j \equiv m_j \theta - n_j \zeta$. The regularity factor, $\bar{s}^{m_i/2}$, where $\bar{s} \equiv (1+s)/2$, is only included if there is a coordinate singularity in the domain (i.e. only in the innermost volume, and only in cylindrical and toroidal geometry.)

- The magnetic field, $\sqrt{g} \mathbf{B} = \sqrt{g} B^s \mathbf{e}_s + \sqrt{g} B^\theta \mathbf{e}_\theta + \sqrt{g} B^\zeta \mathbf{e}_\zeta$, is

$$\begin{aligned} \sqrt{g} \mathbf{B} = & \mathbf{e}_s \sum_{i,l} [(-m_i A_{\zeta,e,i,l} - n_i A_{\theta,e,i,l}) \bar{T}_{l,i} \sin \alpha_i + (+m_i A_{\zeta,o,i,l} + n_i A_{\theta,o,i,l}) \bar{T}_{l,i} \cos \alpha_i] \\ & + \mathbf{e}_\theta \sum_{i,l} [(-A_{\zeta,e,i,l}) \bar{T}'_{l,i} \cos \alpha_i + (-A_{\zeta,o,i,l}) \bar{T}'_{l,i} \sin \alpha_i] \\ & + \mathbf{e}_\zeta \sum_{i,l} [(A_{\theta,e,i,l}) \bar{T}'_{l,i} \cos \alpha_i + (A_{\theta,o,i,l}) \bar{T}'_{l,i} \sin \alpha_i] \end{aligned} \quad (4)$$

- In Eqn. (1), the coordinate Jacobian, \sqrt{g} , cancels. No coordinate metric information is required to construct the fieldline equations from the magnetic vector potential.

IT IS REQUIRED TO SET IVOL THROUGH GLOBAL MEMORY BEFORE CALLING BFIELD.

The format of this subroutine is constrained by the NAG ode integration routines.

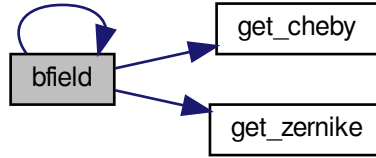
Parameters

in	<i>zeta</i>	toroidal angle ζ
in	<i>st</i>	radial coordinate s and poloidal angle θ
out	<i>Bst</i>	tangential magnetic field directions B_s, B_θ

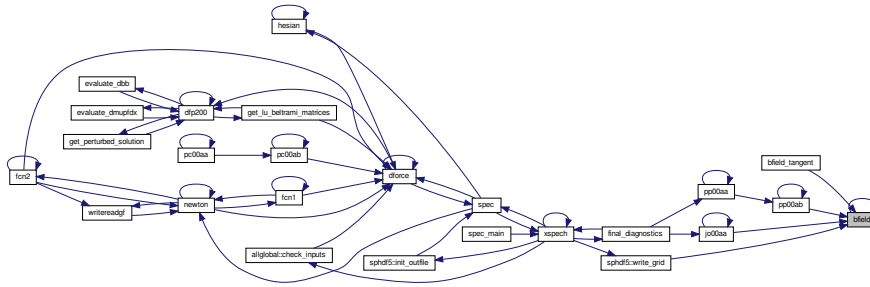
References [allglobal::ate](#), [allglobal::ato](#), [allglobal::aze](#), [allglobal::azo](#), [bfield\(\)](#), [allglobal::cpus](#), [allglobal::gbzeta](#), [get_cheby\(\)](#), [get_zernike\(\)](#), [constants::half](#), [allglobal::halfmm](#), [allglobal::im](#), [allglobal::in](#), [allglobal::ivol](#), [allglobal::lcoordinatesingularity](#), [inputlist::lrad](#), [allglobal::mn](#), [allglobal::mpi_comm_spec](#), [inputlist::mpol](#), [allglobal::mvol](#), [allglobal::myid](#), [allglobal::ncpu](#), [allglobal::node](#), [allglobal::notstelsym](#), [constants::one](#), [fileunits::ounit](#), [allglobal::regumm](#), [numerical::small](#), [constants::two](#), [numerical::vsmall](#), [inputlist::wmacros](#), and [constants::zero](#).

Referenced by [bfield\(\)](#), [bfield_tangent\(\)](#), [jo00aa\(\)](#), [pp00ab\(\)](#), and [sphdf5::write_grid\(\)](#).

Here is the call graph for this function:



Here is the caller graph for this function:



8.1.2.2 jo00aa() subroutine jo00aa (
 integer, intent(in) lvol,
 integer, intent(in) Ntz,
 integer, intent(in) lquad,
 integer, intent(in) mn)

Measures error in Beltrami equation, $\nabla \times \mathbf{B} - \mu \mathbf{B}$.

This routine is called by [xspech\(\)](#) as a post diagnostic and only if `Lcheck==1`.

construction of current, $\mathbf{j} \equiv \nabla \times \nabla \times \mathbf{A}$

- The components of the vector potential, $\mathbf{A} = A_\theta \nabla + A_\zeta \nabla \zeta$, are

$$A_\theta(s, \theta, \zeta) = \sum_{i,l} A_{\theta,e,i,l} \bar{T}_{l,i}(s) \cos \alpha_i + \sum_{i,l} A_{\theta,o,i,l} \bar{T}_{l,i}(s) \sin \alpha_i, \quad (5)$$

$$A_\zeta(s, \theta, \zeta) = \sum_{i,l} A_{\zeta,e,i,l} \bar{T}_{l,i}(s) \cos \alpha_i + \sum_{i,l} A_{\zeta,o,i,l} \bar{T}_{l,i}(s) \sin \alpha_i, \quad (6)$$

where $\bar{T}_{l,i}(s) \equiv \bar{s}^{m_i/2} T_l(s)$, $T_l(s)$ is the Chebyshev polynomial, and $\alpha_j \equiv m_j \theta - n_j \zeta$. The regularity factor, $\bar{s}^{m_i/2}$, where $\bar{s} \equiv (1+s)/2$, is only included if there is a coordinate singularity in the domain (i.e. only in the innermost volume, and only in cylindrical and toroidal geometry.)

- The magnetic field, $\sqrt{g}\mathbf{B} = \sqrt{g}B^s\mathbf{e}_s + \sqrt{g}B^\theta\mathbf{e}_\theta + \sqrt{g}B^\zeta\mathbf{e}_\zeta$, is

$$\begin{aligned}\sqrt{g}\mathbf{B} &= \mathbf{e}_s \sum_{i,l} [(-m_i A_{\zeta,e,i,l} - n_i A_{\theta,e,i,l}) \bar{T}'_{l,i} \sin \alpha_i + (+m_i A_{\zeta,o,i,l} + n_i A_{\theta,o,i,l}) \bar{T}_{l,i} \cos \alpha_i] \\ &+ \mathbf{e}_\theta \sum_{i,l} [(A_{\zeta,e,i,l}) \bar{T}'_{l,i} \cos \alpha_i + (-A_{\zeta,o,i,l}) \bar{T}'_{l,i} \sin \alpha_i] \\ &+ \mathbf{e}_\zeta \sum_{i,l} [(A_{\theta,e,i,l}) \bar{T}'_{l,i} \cos \alpha_i + (A_{\theta,o,i,l}) \bar{T}'_{l,i} \sin \alpha_i]\end{aligned}\quad (7)$$

- The current is

$$\sqrt{g}\mathbf{j} = (\partial_\theta B_\zeta - \partial_\zeta B_\theta) \mathbf{e}_s + (\partial_\zeta B_s - \partial_s B_\zeta) \mathbf{e}_\theta + (\partial_s B_\theta - \partial_\theta B_s) \mathbf{e}_\zeta, \quad (8)$$

where (for computational convenience) the covariant components of \mathbf{B} are computed as

$$B_s = (\sqrt{g}B^s) g_{ss}/\sqrt{g} + (\sqrt{g}B^\theta) g_{s\theta}/\sqrt{g} + (\sqrt{g}B^\zeta) g_{s\zeta}/\sqrt{g}, \quad (9)$$

$$B_\theta = (\sqrt{g}B^s) g_{s\theta}/\sqrt{g} + (\sqrt{g}B^\theta) g_{\theta\theta}/\sqrt{g} + (\sqrt{g}B^\zeta) g_{\theta\zeta}/\sqrt{g}, \quad (10)$$

$$B_\zeta = (\sqrt{g}B^s) g_{s\zeta}/\sqrt{g} + (\sqrt{g}B^\theta) g_{\theta\zeta}/\sqrt{g} + (\sqrt{g}B^\zeta) g_{\zeta\zeta}/\sqrt{g}. \quad (11)$$

quantification of the error

- The measures of the error are

$$\|(\mathbf{j} - \mu\mathbf{B}) \cdot \nabla s\| \equiv \int ds \oint \oint d\theta d\zeta |\sqrt{g}\mathbf{j} \cdot \nabla s - \mu \sqrt{g}\mathbf{B} \cdot \nabla s|, \quad (12)$$

$$\|(\mathbf{j} - \mu\mathbf{B}) \cdot \nabla \theta\| \equiv \int ds \oint \oint d\theta d\zeta |\sqrt{g}\mathbf{j} \cdot \nabla \theta - \mu \sqrt{g}\mathbf{B} \cdot \nabla \theta|, \quad (13)$$

$$\|(\mathbf{j} - \mu\mathbf{B}) \cdot \nabla \zeta\| \equiv \int ds \oint \oint d\theta d\zeta |\sqrt{g}\mathbf{j} \cdot \nabla \zeta - \mu \sqrt{g}\mathbf{B} \cdot \nabla \zeta|. \quad (14)$$

comments

- Is there a better definition and quantification of the error? For example, should we employ an error measure that is dimensionless?
- If the coordinate singularity is in the domain, then $|\nabla\theta| \rightarrow \infty$ at the coordinate origin. What then happens to $\|(\mathbf{j} - \mu\mathbf{B}) \cdot \nabla\theta\|$ as defined in Eqn. (13)?
- What is the predicted scaling of the error in the Chebyshev-Fourier representation scale with numerical resolution? Note that the predicted error scaling for E^s , E^θ and E^ζ may not be standard, as various radial derivatives are taken to compute the components of \mathbf{j} . (See for example the discussion in Sec.IV.C in Hudson et al. (2011) [6], where the expected scaling of the error for a finite-element implementation is confirmed numerically.)
- Instead of using Gaussian integration to compute the integral over s , an adaptive quadrature algorithm may be preferable.

Parameters

in	<i>lvol</i>	in which volume should the Beltrami error be computed
in	<i>Ntz</i>	number of grid points in θ and ζ
in	<i>lquad</i>	degree of Gaussian quadrature
in	<i>mn</i>	number of Fourier harmonics

details of the numerics

- The integration over s is performed using Gaussian integration, e.g., $\int f(s)ds \approx \sum_k \omega_k f(s_k)$; with the

abscissae, s_k , and the weights, ω_k , for $k = 1, \text{Iquad}_v$, determined by CDGQF. The resolution, $N \equiv \text{Iquad}_v$, is determined by N_{quad} (see [global.f90](#) and [preset\(\)](#)). A fatal error is enforced by [jo00aa\(\)](#) if CDGQF returns an $\text{ifail} \neq 0$.

- Inside the Gaussian quadrature loop, i.e. for each s_k ,
 - The metric elements, $g_{\mu,\nu} \equiv g_{ij}(1:6, 0, 1:N_{\text{tz}})$, and the Jacobian, $\sqrt{g} \equiv \text{sg}(0, 1:N_{\text{tz}})$, are calculated on a regular angular grid, (θ_i, ζ_j) , in [coords\(\)](#). The derivatives $\partial_i g_{\mu,\nu} \equiv g_{ij}(1:6, i, 1 \leftarrow :N_{\text{tz}})$ and $\partial_i \sqrt{g} \equiv \text{sg}(i, 1:N_{\text{tz}})$, with respect to $i \in \{s, \theta, \zeta\}$ are also returned.
 - The Fourier components of the vector potential given in Eqn. (5) and Eqn. (6), and their first and second radial derivatives, are summed.
 - The quantities $\sqrt{g}B^s$, $\sqrt{g}B^\theta$ and $\sqrt{g}B^\zeta$, and their first and second derivatives with respect to (s, θ, ζ) , are computed on the regular angular grid (using FFTs).
 - The following quantities are then computed on the regular angular grid

$$\begin{aligned} \sqrt{g}j^s &= \sum_u [\partial_\theta(\sqrt{g}B^u) g_{u,\zeta} + (\sqrt{g}B^u) \partial_\theta g_{u,\zeta} - (\sqrt{g}B^u) g_{u,\zeta} \partial_\theta \sqrt{g} / \sqrt{g}] / \sqrt{g} \\ &- \sum_u [\partial_\zeta(\sqrt{g}B^u) g_{u,\theta} + (\sqrt{g}B^u) \partial_\zeta g_{u,\theta} - (\sqrt{g}B^u) g_{u,\theta} \partial_\zeta \sqrt{g} / \sqrt{g}] / \sqrt{g}, \end{aligned} \quad (15)$$

$$\begin{aligned} \sqrt{g}j^\theta &= \sum_u [\partial_\zeta(\sqrt{g}B^u) g_{u,s} + (\sqrt{g}B^u) \partial_\zeta g_{u,s} - (\sqrt{g}B^u) g_{u,s} \partial_\zeta \sqrt{g} / \sqrt{g}] / \sqrt{g} \\ &- \sum_u [\partial_s(\sqrt{g}B^u) g_{u,\zeta} + (\sqrt{g}B^u) \partial_s g_{u,\zeta} - (\sqrt{g}B^u) g_{u,\zeta} \partial_s \sqrt{g} / \sqrt{g}] / \sqrt{g}, \end{aligned} \quad (16)$$

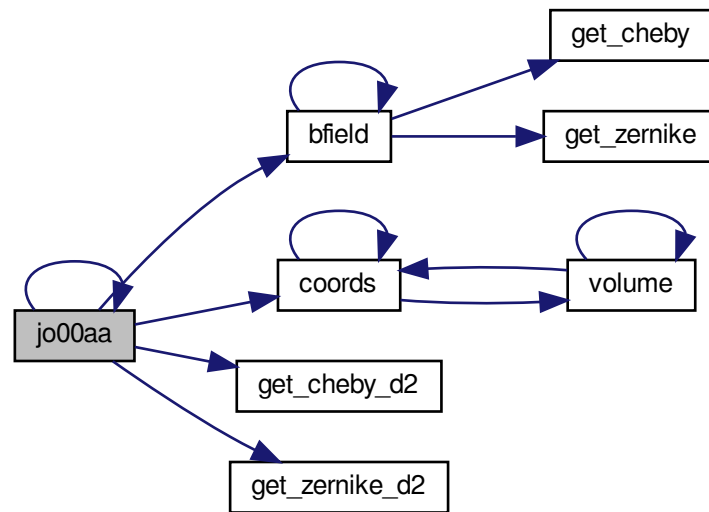
$$\begin{aligned} \sqrt{g}j^\zeta &= \sum_u [\partial_s(\sqrt{g}B^u) g_{u,\theta} + (\sqrt{g}B^u) \partial_s g_{u,\theta} - (\sqrt{g}B^u) g_{u,\theta} \partial_s \sqrt{g} / \sqrt{g}] / \sqrt{g} \\ &- \sum_u [\partial_\theta(\sqrt{g}B^u) g_{u,s} + (\sqrt{g}B^u) \partial_\theta g_{u,s} - (\sqrt{g}B^u) g_{u,s} \partial_\theta \sqrt{g} / \sqrt{g}] / \sqrt{g}. \end{aligned} \quad (17)$$

- The error is stored into an array called `beltramierror` which is then written to the HDF5 file in [hdfint\(\)](#).

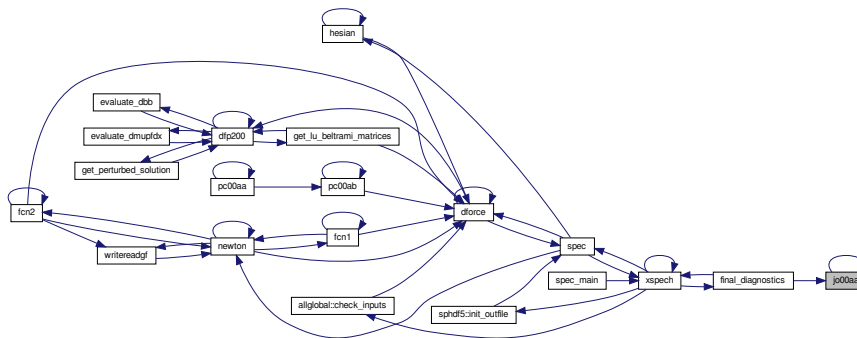
References [allglobal::ate](#), [allglobal::ato](#), [allglobal::aze](#), [allglobal::azo](#), [allglobal::beltramierror](#), [bfield\(\)](#), [allglobal::cfmn](#), [allglobal::cheby](#), [coords\(\)](#), [allglobal::cpus](#), [allglobal::dpflux](#), [allglobal::dtflux](#), [allglobal::efmn](#), [allglobal::gbzeta](#), [get_cheby_d2\(\)](#), [get_zernike_d2\(\)](#), [allglobal::guvij](#), [constants::half](#), [inputlist::igeometry](#), [allglobal::im](#), [allglobal::in](#), [allglobal::ivol](#), [jo00aa\(\)](#), [allglobal::lcoordinatesingularity](#), [inputlist::lerrortype](#), [inputlist::lrad](#), [allglobal::mpi_comm_spec](#), [inputlist::mpol](#), [inputlist::mu](#), [allglobal::mvol](#), [allglobal::myid](#), [inputlist::nfp](#), [allglobal::node](#), [allglobal::notstellsym](#), [allglobal::nt](#), [inputlist::nvol](#), [allglobal::nz](#), [allglobal::ofmn](#), [constants::one](#), [fileunits::ounit](#), [constants::pi2](#), [allglobal::pi2nfp](#), [allglobal::regumm](#), [allglobal::rij](#), [allglobal::rtt](#), [allglobal::sfmn](#), [allglobal::sg](#), [allglobal::tt](#), [constants::two](#), [inputlist::wmacros](#), [allglobal::zernike](#), [constants::zero](#), and [allglobal::zij](#).

Referenced by [final_diagnostics\(\)](#), and [jo00aa\(\)](#).

Here is the call graph for this function:



Here is the caller graph for this function:



8.1.2.3 pp00aa() subroutine pp00aa

Constructs Poincaré plot and "approximate" rotational-transform (driver).

relevant input variables

- The resolution of Poincaré plot is controlled by
 - `nPtraj` trajectories will be located in each volume;

- nPpts iterations per trajectory;
- odetol o.d.e. integration tolerance;
- The magnetic field is given by `bfield()` .
- The approximate rotational transform is determined, in `pp00ab()` , by fieldline integration.

format of output: Poincaré

- The Poincaré data is written to `.ext.poincare:xxxx` , where `xxxx` is an integer indicating the volume. The format of this file is as follows:

```
write(svool,'(i4.4)')lvol ! lvol labels volume;
open(lunit+myid,file=trim(get_hidden(ext))//".poincare."//svol,status="unknown",form="unformatted")
do until end of file
  write(lunit+myid) nz, nppts ! integers
  write(lunit+myid) data(1:4,0:nz-1,1:nppts) ! doubles
enddo
close(lunit+myid)
```

where

- $\theta \equiv \text{data}(1, k, j)$ is the poloidal angle,
- $s \equiv \text{data}(2, k, j)$ is the radial coordinate,
- $R \equiv \text{data}(3, k, j)$ is the cylindrical R ,
- $Z \equiv \text{data}(4, k, j)$ is the cylindrical Z ,
- The integer $k=0, Nz-1$ labels toroidal planes, so that $\phi = (2\pi/N_{fp})(k/Nz)$,
- The integer $j=1, nPpts$ labels toroidal iterations.
- Usually (if no fieldline integration errors are encountered) the number of fieldlines followed in volume `lvol` is given by $N + 1$, where the radial resolution, $N \equiv Ni(lvol)$, is given on input. This will be over-ruled by if `nPtrj(lvol)` , given on input, is non-negative.
- The starting location for the fieldline integrations are equally spaced in the radial coordinate $s_i = s_{i-1} + i(s_l - s_{l-1})/N$ for $i = 0, N$, along the line $\theta = 0, \zeta = 0$.

format of output: rotational-transform

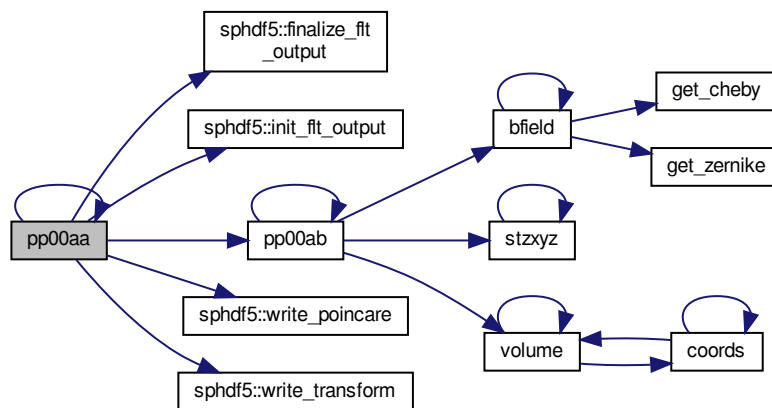
- The rotational-transform data is written to `.ext.transform:xxxx` , where `xxxx` is an integer indicating the volume. The format of this file is as follows:

```
open(lunit+myid,file=trim(get_hidden(ext))//".sp.t."//svol,status="unknown",form="unformatted")
write(lunit+myid) lnptrj-ioff+1 ! integer
write(lunit+myid) diotadxup(0:1,0,lvol) ! doubles
write(lunit+myid) ( fiota(itrj,1:2), itrj = ioff, lnptrj ) ! doubles
close(lunit+myid)
```

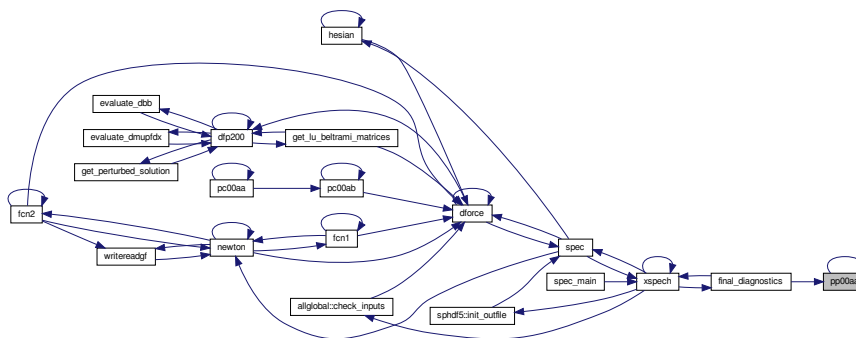
References `allglobal::cpus`, `allglobal::diotadxup`, `sphdf5::finalizeflt_output()`, `constants::half`, `inputlist::igeometry`, `sphdf5::initflt_output()`, `inputlist::iota`, `allglobal::ivol`, `inputlist::lconstraint`, `allglobal::lcoordinatesingularity`, `allglobal::lmns`, `allglobal::lplasmaregion`, `inputlist::lrad`, `allglobal::lvacuumregion`, `allglobal::mpi_comm_spec`, `allglobal::mvol`, `allglobal::myid`, `allglobal::ncpu`, `inputlist::nppts`, `inputlist::nptrj`, `inputlist::nvool`, `allglobal::nz`, `inputlist::odetol`, `inputlist::oita`, `constants::one`, `fileunits::ounit`, `constants::pi`, `allglobal::pi2nfp`, `pp00aa()`, `pp00ab()`, `inputlist::ppts`, `constants::two`, `inputlist::wmacros`, `sphdf5::write_poincare()`, `sphdf5::write_transform()`, and `constants::zero`.

Referenced by `final_diagnostics()`, and `pp00aa()`.

Here is the call graph for this function:



Here is the caller graph for this function:



```

8.1.2.4 pp00ab() subroutine pp00ab (
    integer, intent(in) lvol,
    real, dimension(1:2) sti,
    integer, intent(in) Nz,
    integer, intent(in) nPts,
    real, dimension(1:4,0:nz-1,1:nppts) poincaredata,
    real, dimension(1:2) fittedtransform,
    integer, intent(out) utflag )
  
```

Constructs Poincaré plot and "approximate" rotational-transform (for single field line).

relevant input variables

- The resolution of Poincaré plot is controlled by

- `nPpts` iterations per trajectory;
- `odetol` o.d.e. integration tolerance;

The magnetic field is given by `bfield()` .

rotational-transform

- The approximate rotational transform is determined by field line integration. This is constructed by fitting a least squares fit to the field line trajectory.

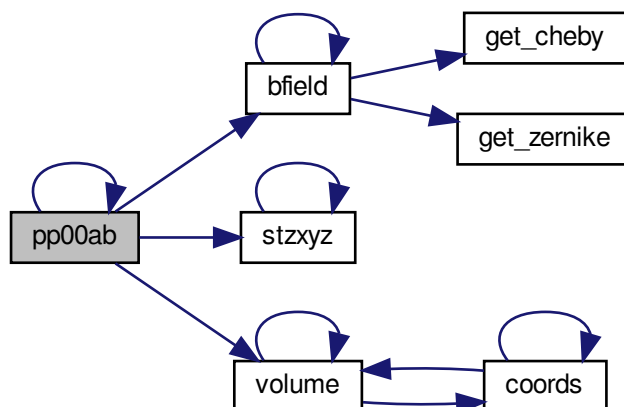
Parameters

in	<i>lvol</i>	
	<i>sti</i>	
in	<i>Nz</i>	
in	<i>nPpts</i>	
	<i>poincaredata</i>	
	<i>fittedtransform</i>	
out	<i>utflag</i>	

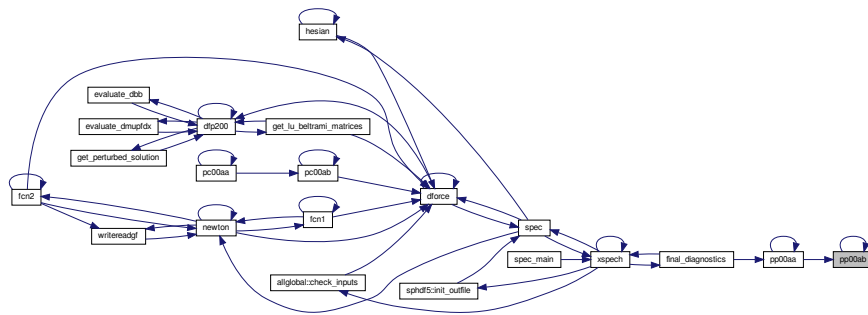
References `bfield()`, `allglobal::cpus`, `allglobal::lvol`, `allglobal::mpi_comm_spec`, `allglobal::mvol`, `allglobal::myid`, `allglobal::ncpu`, `allglobal::node`, `inputlist::nvol`, `inputlist::odetol`, `constants::one`, `fileunits::ounit`, `constants::pi2`, `allglobal::pi2nfp`, `pp00ab()`, `numerical::small`, `stxyz()`, `constants::two`, `volume()`, and `constants::zero`.

Referenced by `pp00aa()`, and `pp00ab()`.

Here is the call graph for this function:



Here is the caller graph for this function:



```

8.1.2.5 stzxyz() subroutine stzxyz (
    integer, intent(in) lvol,
    real, dimension(1:3), intent(in) stz,
    real, dimension(1:3), intent(out) RpZ )

```

Calculates coordinates, $\mathbf{x}(s, \theta, \zeta) \equiv R \mathbf{e}_R + Z \mathbf{e}_Z$, and metrics, at given (s, θ, ζ) .

- This routine is a "copy" of co01aa(), which calculates the coordinate information on a regular, discrete grid in θ and ζ at given s whereas [stzxyz\(\)](#) calculates the coordinate information at a single point (s, θ, ζ) .
- **Todo** Please see co01aa() for documentation.

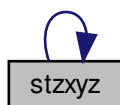
Parameters

in	<i>lvol</i>	
in	<i>stz</i>	
out	<i>RpZ</i>	

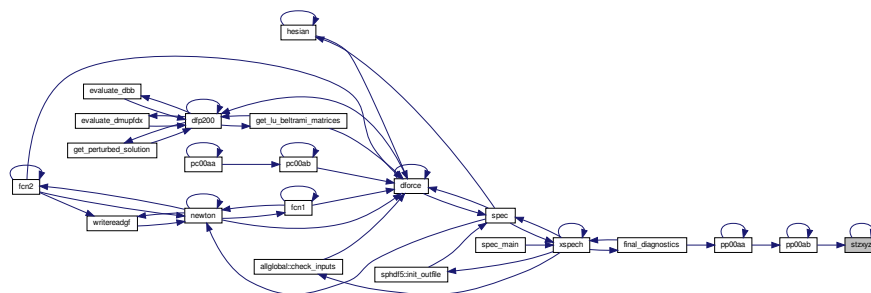
References [allglobal::cpus](#), [constants::half](#), [allglobal::halfmm](#), [inputlist::igeometry](#), [allglobal::im](#), [allglobal::in](#), [allglobal::irbc](#), [allglobal::irbs](#), [allglobal::izbc](#), [allglobal::izbs](#), [allglobal::lcoordinatesingularity](#), [allglobal::mn](#), [allglobal::mpi_comm_spec](#), [allglobal::mvol](#), [allglobal::myid](#), [allglobal::notstelsym](#), [inputlist::ntor](#), [inputlist::nvol](#), [constants::one](#), [fileunits::ounit](#), [stzxyz\(\)](#), [numerical::vsmall](#), and [constants::zero](#).

Referenced by [pp00ab\(\)](#), and [stzxyz\(\)](#).

Here is the call graph for this function:



Here is the caller graph for this function:



8.2 Free-Boundary Computation

Functions/Subroutines

- subroutine `bnorml` (`mn`, `Ntz`, `efmn`, `ofmn`)
Computes $\mathbf{B}_{Plasma} \cdot \mathbf{e}_\theta \times \mathbf{e}_\zeta$ on the computational boundary, $\partial\mathcal{D}$.
- subroutine `casing` (`teta`, `zeta`, `gBn`, `icasing`)
Constructs the field created by the plasma currents, at an arbitrary, external location using virtual casing.
- subroutine `dvcfield` (`Ndim`, `tz`, `Nfun`, `vcintegrand`)
Differential virtual casing integrand.

8.2.1 Detailed Description

8.2.2 Function/Subroutine Documentation

8.2.2.1 `bnorml()` `subroutine bnorml (`
`integer, intent(in) mn,`
`integer, intent(in) Ntz,`
`real, dimension(1:mn), intent(out) efmn,`
`real, dimension(1:mn), intent(out) ofmn)`

Computes $\mathbf{B}_{Plasma} \cdot \mathbf{e}_\theta \times \mathbf{e}_\zeta$ on the computational boundary, $\partial\mathcal{D}$.

free-boundary constraint

- The normal field at the computational boundary, $\partial\mathcal{D}$, should be equal to $(\mathbf{B}_P + \mathbf{B}_C) \cdot \mathbf{e}_\theta \times \mathbf{e}_\zeta$, where \mathbf{B}_P is the "plasma" field (produced by internal plasma currents) and is computed using virtual casing, and \mathbf{B}_C is the "vacuum" field (produced by the external coils) and is given on input.
- The plasma field, \mathbf{B}_P , can only be computed after the equilibrium is determined, but this information is required to compute the equilibrium to begin with; and so there is an iteration involved.
- Suggested values of the vacuum field can be self generated; see `xspecch()` for more documentation on this.

compute the normal field on a regular grid on the computational boundary

- For each point on the computational boundary, `casing()` is called to compute the normal field produced by the plasma currents.
- **Todo** There is a very clumsy attempt to parallelize this which could be greatly improved.
- An FFT gives the required Fourier harmonics.

See also

[casing.f90](#)

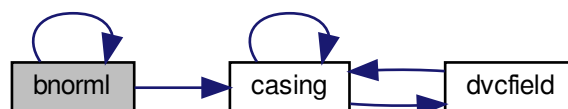
Parameters

in	<i>mn</i>	total number of Fourier harmonics
in	<i>Ntz</i>	total number of grid points in θ and <i>zeta</i>
out	<i>efmn</i>	even Fourier coefficients
out	<i>ofmn</i>	odd Fourier coefficients

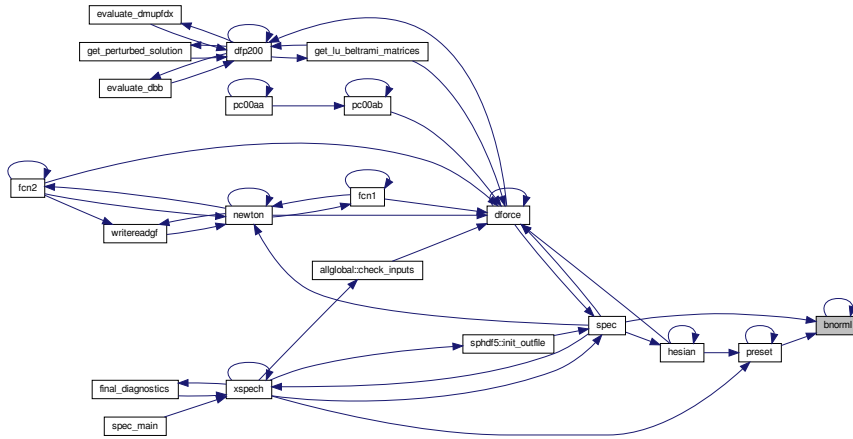
References `allglobal::ate`, `allglobal::ato`, `allglobal::aze`, `allglobal::azo`, `bnorml()`, `casing()`, `allglobal::cfmn`, `allglobal::cpus`, `allglobal::dxyz`, `allglobal::globaljk`, `allglobal::gteta`, `allglobal::guvij`, `allglobal::gzeta`, `constants::half`, `inputlist::igeometry`, `allglobal::ijimag`, `allglobal::ijreal`, `allglobal::im`, `allglobal::in`, `allglobal::jiimag`, `allglobal::jireal`, `inputlist::lcheck`, `allglobal::lcoordinatesingularity`, `inputlist::lrad`, `fileunits::lunit`, `allglobal::mpi_comm_spec`, `allglobal::mvol`, `allglobal::myid`, `allglobal::ncpu`, `allglobal::notstellsym`, `allglobal::nt`, `allglobal::nxyz`, `allglobal::nz`, `constants::one`, `fileunits::ounit`, `constants::pi`, `constants::pi2`, `allglobal::pi2nfp`, `allglobal::rij`, `allglobal::sfmn`, `allglobal::sg`, `numerical::small`, `constants::ten`, `allglobal::tetazeta`, `allglobal::tt`, `constants::two`, `inputlist::vcasingper`, `inputlist::vcasingtol`, `allglobal::virtualcasingfactor`, `inputlist::wmacros`, `constants::zero`, and `allglobal::zij`.

Referenced by `bnorml()`, `preset()`, and `spec()`.

Here is the call graph for this function:



Here is the caller graph for this function:



```

8.2.2.2 casing() subroutine casing (
    real, intent(in) teta,
    real, intent(in) zeta,
    real, intent(out) gBn,
    integer, intent(out) icasing )

```

Constructs the field created by the plasma currents, at an arbitrary, external location using virtual casing.

Compute the external magnetic field using virtual casing.

Theory and numerics

- Required inputs to this subroutine are the geometry of the plasma boundary,

$$\mathbf{x}(\theta, \zeta) \equiv x(\theta, \zeta)\mathbf{i} + y(\theta, \zeta)\mathbf{j} + z(\theta, \zeta)\mathbf{k}, \quad (18)$$

and the tangential field on this boundary,

$$\mathbf{B}_s = B^\theta \mathbf{e}_\theta + B^\zeta \mathbf{e}_\zeta, \quad (19)$$

where θ and ζ are arbitrary poloidal and toroidal angles, and $\mathbf{e}_\theta \equiv \partial \mathbf{x} / \partial \theta$, $\mathbf{e}_\zeta \equiv \partial \mathbf{x} / \partial \zeta$. This routine assumes that the plasma boundary is a flux surface, i.e. $\mathbf{B} \cdot \mathbf{e}_\theta \times \mathbf{e}_\zeta = 0$.

- The virtual casing principle (Shafranov & Zakharov (1972) [18], Lazerson (2012) [7] and Hanson (2015) [3]) shows that the field outside/inside the plasma arising from plasma currents inside/outside the boundary is equivalent to the field generated by a surface current,

$$\mathbf{j} = \mathbf{B}_s \times \mathbf{n}, \quad (20)$$

where \mathbf{n} is normal to the surface.

- The field at some arbitrary point, $\bar{\mathbf{x}}$, created by this surface current is given by

$$\mathbf{B}(\bar{\mathbf{x}}) = -\frac{1}{4\pi} \int_S \frac{(\mathbf{B}_s \times d\mathbf{s}) \times \hat{\mathbf{r}}}{r^2}, \quad (21)$$

where $ds \equiv \mathbf{e}_\theta \times \mathbf{e}_\zeta d\theta d\zeta$.

- For ease of notation introduce

$$\mathbf{J} \equiv \mathbf{B}_s \times ds = \alpha \mathbf{e}_\theta - \beta \mathbf{e}_\zeta, \quad (22)$$

where $\alpha \equiv B_\zeta = B^\theta g_{\theta\zeta} + B^\zeta g_{\zeta\zeta}$ and $\beta \equiv B_\theta = B^\theta g_{\theta\theta} + B^\zeta g_{\theta\zeta}$.

- We may write in Cartesian coordinates $\mathbf{J} = j_x \mathbf{i} + j_y \mathbf{j} + j_z \mathbf{k}$, where

$$j_x = \alpha x_\theta - \beta x_\zeta \quad (23)$$

$$j_y = \alpha y_\theta - \beta y_\zeta \quad (24)$$

$$j_z = \alpha z_\theta - \beta z_\zeta. \quad (25)$$

- Requiring that the current,

$$\mathbf{j} \equiv \nabla \times \mathbf{B} = \sqrt{g}^{-1}(\partial_\theta B_\zeta - \partial_\zeta B_\theta) \mathbf{e}_s + \sqrt{g}^{-1}(\partial_\zeta B_s - \partial_s B_\zeta) \mathbf{e}_\theta + \sqrt{g}^{-1}(\partial_s B_\theta - \partial_\theta B_s) \mathbf{e}_\zeta \quad (26)$$

has no normal component to the surface, i.e. $\mathbf{j} \cdot \nabla s = 0$, we obtain the condition $\partial_\theta B_\zeta = \partial_\zeta B_\theta$, or $\partial_\theta \alpha = \partial_\zeta \beta$. In axisymmetric configurations, where $\partial_\zeta \beta = 0$, we must have $\partial_\theta \alpha = 0$.

- The displacement from an arbitrary point, (X, Y, Z) , to a point, (x, y, z) , that lies on the surface is given

$$\mathbf{r} \equiv r_x \mathbf{i} + r_y \mathbf{j} + r_z \mathbf{k} = (X - x) \mathbf{i} + (Y - y) \mathbf{j} + (Z - z) \mathbf{k}. \quad (27)$$

- The components of the magnetic field produced by the surface current are then

$$B^x = \iint\!\!\!\int d\theta d\zeta (j_y r_z - j_z r_y)/r^3, \quad (28)$$

$$B^y = \iint\!\!\!\int d\theta d\zeta (j_z r_x - j_x r_z)/r^3, \quad (29)$$

$$B^z = \iint\!\!\!\int d\theta d\zeta (j_x r_y - j_y r_x)/r^3 \quad (30)$$

up to a scaling factor `virtualcasingfactor = -1/4π` that is taken into account at the end.

- When all is said and done, this routine calculates

$$\int_0^{2\pi} \int_0^{2\pi} \text{vcintegrand} \, d\theta d\zeta \quad (31)$$

for a given (X, Y, Z) , where `vcintegrand` is given in Eqn. (33).

- The surface integral is performed using `DCUHRE`, which uses an adaptive subdivision strategy and also computes absolute error estimates. The absolute and relative accuracy required are provided by the `inputvar vcsingtol`. The minimum number of function evaluations is provided by the `inputvar vcsingits`.

Calculation of integrand

- An adaptive integration is used to compute the integrals. Consequently, the magnetic field tangential to the plasma boundary is required at an arbitrary point. This is computed, as always, from $\mathbf{B} = \nabla \times \mathbf{A}$, and this provides $\mathbf{B} = B^\theta \mathbf{e}_\theta + B^\zeta \mathbf{e}_\zeta$. Recall that $B^s = 0$ by construction on the plasma boundary.

Todo It would be MUCH faster to only require the tangential field on a regular grid!!!

- Then, the metric elements $g_{\theta\theta}$, $g_{\theta\zeta}$ and $g_{\zeta\zeta}$ are computed. These are used to "lower" the components of the magnetic field, $\mathbf{B} = B_\theta \nabla\theta + B_\zeta \nabla\zeta$.

Todo Please check why B_s is not computed. Is it because $B_s \nabla s \times \mathbf{n} = 0$?

- The distance between the "evaluate" point, (X, Y, Z) , and the given point on the surface, (x, y, z) is computed.

- If the computational boundary becomes too close to the plasma boundary, the distance is small and this causes problems for the numerics. I have tried to regularize this problem by introducing $\epsilon \equiv \text{inputvar } \text{vcasingeps}$. Let the "distance" be

$$D \equiv \sqrt{(X - x)^2 + (Y - y)^2 + (Z - Z)^2} + \epsilon^2. \quad (32)$$

- On taking the limit that $\epsilon \rightarrow 0$, the virtual casing integrand is

$$\text{vcintegrand} \equiv (B_x n_x + B_y n_y + B_z n_z)(1 + 3\epsilon^2/D^2)/D^3, \quad (33)$$

where the normal vector is $\mathbf{n} \equiv n_x \mathbf{i} + n_y \mathbf{j} + n_z \mathbf{k}$. The normal vector, N_{xyz} , to the computational boundary (which does not change) is computed in [preset\(\)](#).

Todo This needs to be revised.

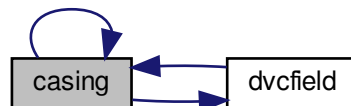
Parameters

in	<i>teta</i>	θ
in	<i>zeta</i>	ζ
out	<i>gBn</i>	$\sqrt{g} \mathbf{B} \cdot \mathbf{n}$
out	<i>icasing</i>	return flag from dcuhre()

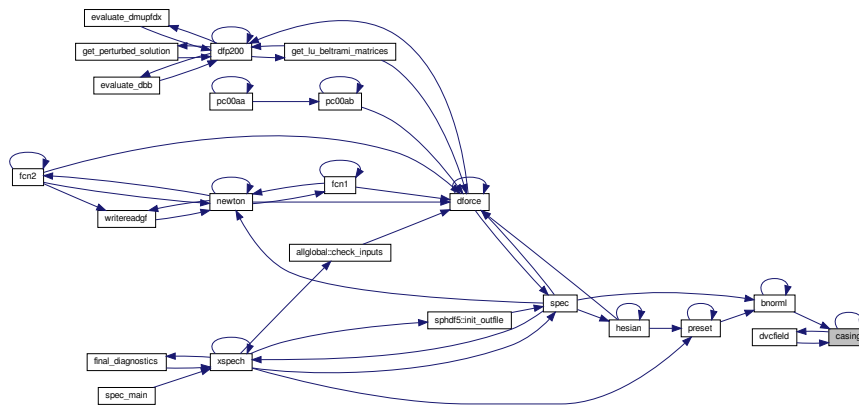
References [casing\(\)](#), [allglobal::cpus](#), [dvcfield\(\)](#), [allglobal::dxyz](#), [allglobal::globaljk](#), [allglobal::mpi_comm_spec](#), [allglobal::myid](#), [allglobal::ncpu](#), [allglobal::nxyz](#), [fileunits::ounit](#), [constants::pi](#), [constants::pi2](#), [inputlist::vcasingits](#), [inputlist::vcasingper](#), [inputlist::vcasingtol](#), [fileunits::vunit](#), [inputlist::wmacros](#), and [constants::zero](#).

Referenced by [bnorml\(\)](#), [casing\(\)](#), and [dvcfield\(\)](#).

Here is the call graph for this function:



Here is the caller graph for this function:



```

8.2.2.3 dvcfield() subroutine dvcfield (
    integer, intent(in) Ndim,
    real, dimension(1:ndim), intent(in) tz,
    integer, intent(in) Nfun,
    real, dimension(1:nfun), intent(out) vcingrand )

```

Differential virtual casing integrand.

Differential virtual casing integrand

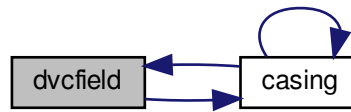
Parameters

in	<i>Ndim</i>	number of parameters (==2)
in	<i>tz</i>	θ and ζ
in	<i>Nfun</i>	number of function values (==3)
out	<i>vcingrand</i>	cartesian components of magnetic field

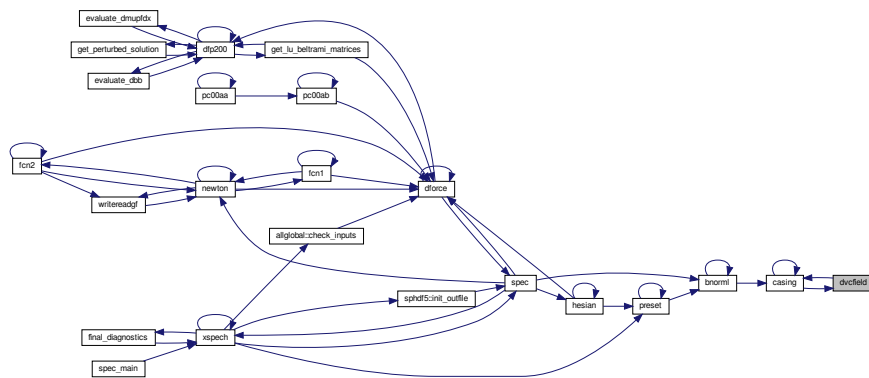
References [allglobal::ate](#), [allglobal::ato](#), [allglobal::aze](#), [allglobal::azo](#), [casing\(\)](#), [allglobal::cpus](#), [allglobal::dxyz](#), [allglobal::first_free_bound](#), [constants::four](#), [allglobal::globaljk](#), [constants::half](#), [inputlist::igeometry](#), [allglobal::im](#), [allglobal::in](#), [allglobal::irbc](#), [allglobal::irbs](#), [allglobal::izbc](#), [allglobal::izbs](#), [inputlist::lrad](#), [allglobal::mn](#), [allglobal::mpi_comm_spec](#), [allglobal::mvol](#), [allglobal::myid](#), [allglobal::ncpu](#), [allglobal::notstelsym](#), [inputlist::nvol](#), [allglobal::nxyz](#), [constants::one](#), [fileunits::ounit](#), [allglobal::pi2nfp](#), [numerical::small](#), [constants::three](#), [allglobal::tt](#), [inputlist::vcasingeps](#), [fileunits::vunit](#), [allglobal::yesstelsym](#), and [constants::zero](#).

Referenced by [casing\(\)](#).

Here is the call graph for this function:



Here is the caller graph for this function:



8.3 Parallelization

Functions/Subroutines

- subroutine `brcast` (Ivol)
Broadcasts Beltrami fields, profiles, . . .

8.3.1 Detailed Description

8.3.2 Function/Subroutine Documentation

8.3.2.1 `brcast()` subroutine `brcast` (
integer, intent(in) `Ivol`)

Broadcasts Beltrami fields, profiles, . . .

broadcasting

- The construction of the Beltrami fields is distributed on separate cpus.
- All "local" information needs to be broadcast so that the "global" force vector,

$$\mathbf{F}_i \equiv [[p + B^2/2]]_i = (p + B^2/2)_{v,i} - (p + B^2/2)_{v-1,i} \quad (34)$$

can be constructed, and so that restart and output files can be saved to file.

Parameters

in	/vol	index of nested volume
----	------	------------------------

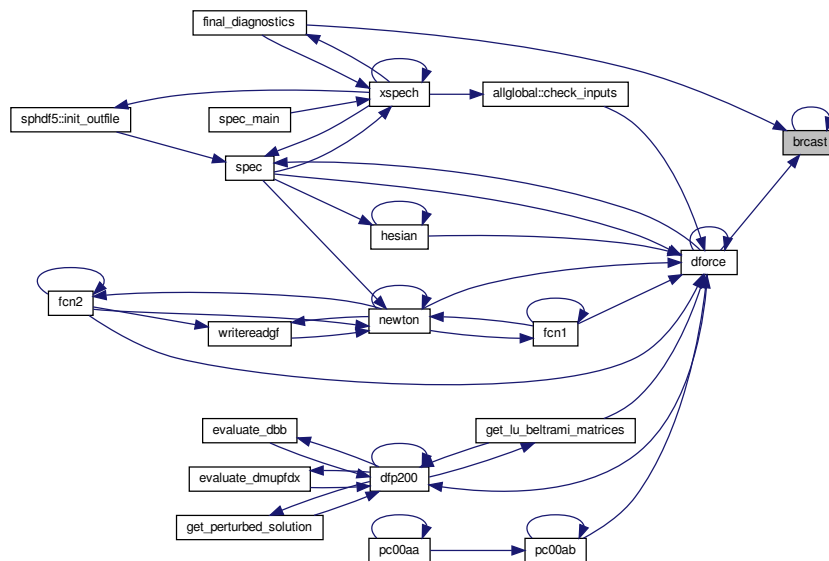
References `allglobal::ate`, `allglobal::ato`, `allglobal::aze`, `allglobal::azo`, `allglobal::bemn`, `allglobal::bomn`, `brcast()`, `allglobal::cpus`, `inputlist::curpol`, `inputlist::curtor`, `allglobal::dbbdmp`, `allglobal::denenergydr`, `allglobal::denenergydzt`, `allglobal::dffdrz`, `allglobal::diotadxup`, `allglobal::ditgpdxt`, `allglobal::dmupfdx`, `allglobal::dpflux`, `allglobal::dtflux`, `inputlist::helicity`, `allglobal::iemn`, `allglobal::imagneticok`, `allglobal::iomn`, `allglobal::ismyvolume()`, `allglobal::ismyvolumevalue`, `allglobal::labintegral`, `allglobal::lbbintegral`, `inputlist::lconstraint`, `inputlist::lfindzero`, `allglobal::lgdof`, `allglobal::lhessian3dallocated`, `allglobal::lhessianallocated`, `allglobal::localconstraint`, `inputlist::lrad`, `allglobal::mn`, `inputlist::mnvol`, `allglobal::mpi_comm_spec`, `inputlist::mu`, `allglobal::mvol`, `allglobal::myid`, `allglobal::ncpu`, `allglobal::notstelsym`, `allglobal::ntz`, `inputlist::nvol`, `fileunits::ounit`, `allglobal::pemn`, `allglobal::pomn`, `allglobal::semn`, `allglobal::somn`, `allglobal::vvolume`, `inputlist::wmacros`, and `constants::zero`.

Referenced by `brcast()`, `dforce()`, and `final_diagnostics()`.

Here is the call graph for this function:



Here is the caller graph for this function:



8.4 Geometry

Functions/Subroutines

- subroutine `coords` (`lvol`, `lss`, `Lcurvature`, `Ntz`, `mn`)
Calculates coordinates, $\mathbf{x}(s, \theta, \zeta) \equiv R \mathbf{e}_R + Z \mathbf{e}_Z$, and metrics, using FFTs.

8.4.1 Detailed Description

8.4.2 Function/Subroutine Documentation

8.4.2.1 `coords()` subroutine `coords` (
integer, intent(in) `lvol`,
real, intent(in) `lss`,
integer, intent(in), value `Lcurvature`,
integer, intent(in) `Ntz`,
integer, intent(in) `mn`)

Calculates coordinates, $\mathbf{x}(s, \theta, \zeta) \equiv R \mathbf{e}_R + Z \mathbf{e}_Z$, and metrics, using FFTs.

Coordinates

- We work in coordinates, (s, θ, ζ) , which are be defined *inversely* via a transformation to Cartesian coordinates, (x, y, z) .
- The toroidal angle, ζ , is identical to the cylindrical angle, $\zeta \equiv \phi$.
- The radial coordinate, s , is *not* a global variable: it only needs to be defined in each volume, and in each volume $s \in [-1, 1]$.
- The choice of poloidal angle, θ , does not affect the following.

Geometry

- The geometry of the "ideal"-interfaces, $\mathbf{x}_v(\theta, \zeta)$, is given by $R(\theta, \zeta)$ and $Z(\theta, \zeta)$ as follows:
 - `Igeometry=1` : Cartesian

$$\mathbf{x} \equiv r_{pol}\theta \hat{\mathbf{i}} + r_{tor}\zeta \hat{\mathbf{j}} + R \hat{\mathbf{k}} \quad (35)$$

where r_{pol} and r_{tor} are inputs and $r_{pol} = r_{tor} = 1$ by default.

- `Igeometry=2` : Cylindrical

$$\mathbf{x} = R \cos \theta \hat{\mathbf{i}} + R \sin \theta \hat{\mathbf{j}} + \zeta \hat{\mathbf{k}} \quad (36)$$

- `Igeometry=3` : Toroidal

$$\mathbf{x} \equiv R \hat{\mathbf{r}} + Z \hat{\mathbf{k}} \quad (37)$$

where $\hat{\mathbf{r}} \equiv \cos \phi \hat{\mathbf{i}} + \sin \phi \hat{\mathbf{j}}$ and $\hat{\phi} \equiv -\sin \phi \hat{\mathbf{i}} + \cos \phi \hat{\mathbf{j}}$.

- The geometry of the ideal interfaces is given as Fourier summation: e.g., for stellarator-symmetry

$$R_v(\theta, \zeta) \equiv \sum_j R_{j,v} \cos \alpha_j, \quad (38)$$

$$Z_v(\theta, \zeta) \equiv \sum_j Z_{j,v} \sin \alpha_j, \quad (39)$$

where $\alpha_j \equiv m_j \theta - n_j \zeta$.

interpolation between interfaces

- The "coordinate" functions, $R(s, \theta, \zeta)$ and $Z(s, \theta, \zeta)$, are constructed by radially interpolating the Fourier representations of the ideal-interfaces.
- The v -th volume is bounded by \mathbf{x}_{v-1} and \mathbf{x}_v .
- In each *annular* volume, the coordinates are constructed by linear interpolation:

$$\begin{aligned} R(s, \theta, \zeta) &\equiv \sum_j \left[\frac{(1-s)}{2} R_{j,v-1} + \frac{(1+s)}{2} R_{j,v} \right] \cos \alpha_j, \\ Z(s, \theta, \zeta) &\equiv \sum_j \left[\frac{(1-s)}{2} Z_{j,v-1} + \frac{(1+s)}{2} Z_{j,v} \right] \sin \alpha_j, \end{aligned} \quad (40)$$

coordinate singularity: regularized extrapolation

- For cylindrical or toroidal geometry, in the innermost, "simple-torus" volume, the coordinates are constructed by an interpolation that "encourages" the interpolated coordinate surfaces to not intersect.
- Introduce $\bar{s} \equiv (s+1)/2$, so that in each volume $\bar{s} \in [0, 1]$, then

$$R_j(s) = R_{j,0} + (R_{j,1} - R_{j,0}) f_j, \quad (41)$$

$$Z_j(s) = Z_{j,0} + (Z_{j,1} - Z_{j,0}) f_j, \quad (42)$$

where, in toroidal geometry,

$$f_j \equiv \begin{cases} \bar{s} & , \text{ for } m_j = 0, \\ \bar{s}^{m_j} & , \text{ otherwise.} \end{cases} \quad (43)$$

- Note: The location of the coordinate axis, i.e. the $R_{j,0}$ and $Z_{j,0}$, is set in the coordinate "packing" and "unpacking" routine, `packxi()`.

Jacobian

- The coordinate Jacobian (and some other metric information) is given by

– Igeometry=1 : Cartesian

$$\mathbf{e}_\theta \times \mathbf{e}_\zeta = -r_{tor} R_\theta \hat{\mathbf{i}} - r_{pol} R_\zeta \hat{\mathbf{j}} + r_{pol} r_{tor} \hat{\mathbf{k}} \quad (44)$$

$$\boldsymbol{\xi} \cdot \mathbf{e}_\theta \times \mathbf{e}_\zeta = \delta R \quad (45)$$

$$\sqrt{g} = R_s r_{pol} r_{tor} \quad (46)$$

– Igeometry=2 : Cylindrical

$$\mathbf{e}_\theta \times \mathbf{e}_\zeta = (R_\theta \sin \theta + R \cos \theta) \hat{\mathbf{i}} + (R \sin \theta - R_\theta \cos \theta) \hat{\mathbf{j}} - R R_\zeta \hat{\mathbf{k}} \quad (47)$$

$$\boldsymbol{\xi} \cdot \mathbf{e}_\theta \times \mathbf{e}_\zeta = \delta R R \quad (48)$$

$$\sqrt{g} = R_s R \quad (49)$$

– Igeometry=3 : Toroidal

$$\mathbf{e}_\theta \times \mathbf{e}_\zeta = -R Z_\theta \hat{r} + (Z_\theta R_\zeta - R_\theta Z_\zeta) \hat{\phi} + R R_\theta \hat{z} \quad (50)$$

$$\boldsymbol{\xi} \cdot \mathbf{e}_\theta \times \mathbf{e}_\zeta = R(\delta Z R_\theta - \delta R Z_\theta) \quad (51)$$

$$\sqrt{g} = R(Z_s R_\theta - R_s Z_\theta) \quad (52)$$

cartesian metrics

• The cartesian metrics are

$$g_{ss} = R_s R_s, \quad g_{s\theta} = R_s R_\theta, \quad g_{s\zeta} = R_s R_\zeta, \quad g_{\theta\theta} = R_\theta R_\theta + r_{pol}^2, \quad g_{\theta\zeta} = R_\theta R_\zeta, \quad g_{\zeta\zeta} = R_\zeta R_\zeta + r_{tor}^2 \quad (53)$$

cylindrical metrics

• The cylindrical metrics are

$$g_{ss} = R_s R_s, \quad g_{s\theta} = R_s R_\theta, \quad g_{s\zeta} = R_s R_\zeta, \quad g_{\theta\theta} = R_\theta R_\theta + R^2, \quad g_{\theta\zeta} = R_\theta R_\zeta, \quad g_{\zeta\zeta} = R_\zeta R_\zeta + 1 \quad (54)$$

logical control

• The logical control is provided by Lcurvature as follows:

- Lcurvature=0 : only the coordinate transformation is computed, i.e. only R and Z are calculated, e.g. `global()`
- Lcurvature=1 : the Jacobian, \sqrt{g} , and "lower" metrics, $g_{\mu,\nu}$, are calculated, e.g. `bnorm()`, `lforce()`, `curent()`, `metrix()`, `sc00aa()`
- Lcurvature=2 : the "curvature" terms are calculated, by which I mean the second derivatives of the position vector; this information is required for computing the current, $\mathbf{j} = \nabla \times \nabla \times \mathbf{A}$, e.g. `jo00aa()`
- Lcurvature=3 : the derivative of the $g_{\mu,\nu}/\sqrt{g}$ w.r.t. the interface boundary geometry is calculated, e.g. `metrix()`, `curent()`
- Lcurvature=4 : the derivative of the $g_{\mu,\nu}$ w.r.t. the interface boundary geometry is calculated, e.g. `dforce()`
- Lcurvature=5 : the derivative of \sqrt{g} w.r.t. the interface boundary geometry is calculated, e.g. `rzaxis()`

Parameters

in	<i>ivol</i>	specified in which volume to compute coordinates
in	<i>lss</i>	radial coordinate s
in	<i>Lcurvature</i>	logical control flag
in	<i>Ntz</i>	number of points in θ and ζ
in	<i>mn</i>	number of Fourier harmonics

References `coords()`, `allglobal::cosi`, `allglobal::cpus`, `allglobal::dbdx`, `allglobal::drodr`, `allglobal::drodz`, `allglobal::dzodr`, `allglobal::dzodz`, `allglobal::guvij`, `constants::half`, `allglobal::halfmm`, `inputlist::igeometry`, `allglobal::im`, `allglobal::in`, `allglobal::irbc`, `allglobal::irbs`, `allglobal::izbc`, `allglobal::izbs`, `allglobal::lcoordinatesingularity`, `allglobal::mpi_comm_spec`, `allglobal::mvol`, `allglobal::myid`, `allglobal::notstelsym`, `allglobal::nt`, `inputlist::ntor`, `allglobal::nz`, `constants::one`, `fileunits::ounit`, `constants::pi2`, `allglobal::pi2nfp`, `allglobal::rij`, `inputlist::rpol`, `inputlist::rtor`, `allglobal::sg`, `allglobal::sini`, `numerical::small`, `constants::two`, `volume()`, `numerical::vsmall`, `inputlist::zbc`, `inputlist::zbs`, `constants::zero`, and `allglobal::zij`.

8.5.2.1 curent() subroutine `curent` (
integer, intent(in) `lvol`,
integer, intent(in) `mn`,
integer, intent(in) `Nt`,
integer, intent(in) `Nz`,
integer, intent(in) `iflag`,
real, dimension(0:1,-1:2), intent(out) `ldItGp`)

Computes the plasma current, $I \equiv \int B_\theta d\theta$, and the "linking" current, $G \equiv \int B_\zeta d\zeta$.

enclosed currents

- In the vacuum region, the enclosed currents are given by either surface integrals of the current density or line integrals of the magnetic field,

$$\int_S \mathbf{j} \cdot d\mathbf{s} = \int_{\partial S} \mathbf{B} \cdot d\mathbf{l}, \quad (55)$$

and line integrals are usually easier to compute than surface integrals.

- The magnetic field is given by the curl of the magnetic vector potential, as described in e.g. `bfield()` .
- The toroidal, plasma current is obtained by taking a "poloidal" loop, $d\mathbf{l} = \mathbf{e}_\theta d\theta$, on the plasma boundary, where $B^s = 0$, to obtain

$$I \equiv \int_0^{2\pi} \mathbf{B} \cdot \mathbf{e}_\theta d\theta = \int_0^{2\pi} (-\partial_s A_\zeta \bar{g}_{\theta\theta} + \partial_s A_\theta \bar{g}_{\theta\zeta}) d\theta, \quad (56)$$

where $\bar{g}_{\mu\nu} \equiv g_{\mu\nu} / \sqrt{g}$.

- The poloidal, "linking" current through the torus is obtained by taking a "toroidal" loop, $d\mathbf{l} = \mathbf{e}_\zeta d\zeta$, on the plasma boundary to obtain

$$G \equiv \int_0^{2\pi} \mathbf{B} \cdot \mathbf{e}_\zeta d\zeta = \int_0^{2\pi} (-\partial_s A_\zeta \bar{g}_{\theta\zeta} + \partial_s A_\theta \bar{g}_{\zeta\zeta}) d\zeta. \quad (57)$$

Fourier integration

- Using $f \equiv -\partial_s A_\zeta \bar{g}_{\theta\theta} + \partial_s A_\theta \bar{g}_{\theta\zeta}$, the integral for the plasma current is

$$I = \sum_i' f_i \cos(n_i \zeta) 2\pi, \quad (58)$$

where \sum_i' includes only the $m_i = 0$ harmonics.

- Using $g \equiv -\partial_s A_\zeta \bar{g}_{\theta\zeta} + \partial_s A_\theta \bar{g}_{\zeta\zeta}$, the integral for the linking current is

$$G = \sum_i' g_i \cos(m_i \zeta) 2\pi, \quad (59)$$

where \sum_i' includes only the $n_i = 0$ harmonics.

- The plasma current, Eqn. (58), should be independent of ζ , and the linking current, Eqn. (59), should be independent of θ .

Todo Perhaps this can be proved analytically; in any case it should be confirmed numerically.

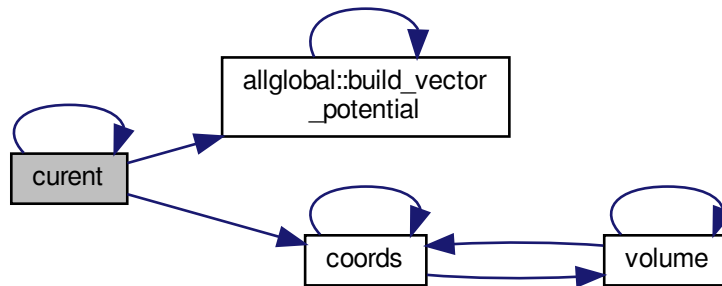
Parameters

in	<i>lvol</i>	index of volume
in	<i>mn</i>	number of Fourier harmonics
in	<i>Nt</i>	number of grid points along θ
in	<i>Nz</i>	number of grid points along ζ
in	<i>iflag</i>	some integer flag
out	<i>ldltGp</i>	plasma and linking current

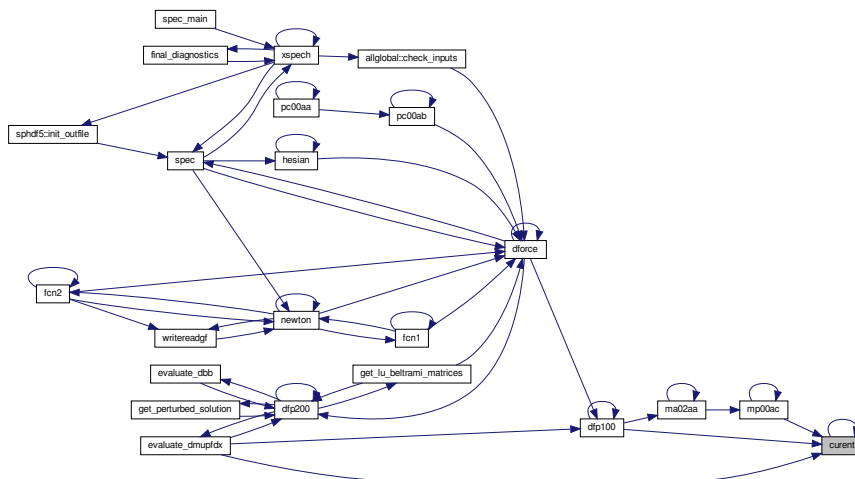
References `allglobal::ate`, `allglobal::ato`, `allglobal::aze`, `allglobal::azo`, `allglobal::build_vector_potential()`, `allglobal::cfmn`, `allglobal::comn`, `coords()`, `allglobal::cpus`, `curent()`, `allglobal::efmn`, `allglobal::evmn`, `allglobal::guvij`, `allglobal::ijimag`, `allglobal::ijreal`, `allglobal::im`, `allglobal::ime`, `allglobal::in`, `allglobal::ine`, `allglobal::jimag`, `allglobal::jireal`, `inputlist::lrad`, `allglobal::mne`, `allglobal::mpi_comm_spec`, `allglobal::mvol`, `allglobal::myid`, `allglobal::ncpu`, `allglobal::notstelsym`, `allglobal::ntz`, `allglobal::odmn`, `allglobal::ofmn`, `constants::one`, `fileunits::ounit`, `constants::pi2`, `allglobal::sfmn`, `allglobal::sg`, `allglobal::simn`, `allglobal::tt`, `constants::two`, `inputlist::wmacros`, `allglobal::yesstelsym`, and `constants::zero`.

Referenced by `curent()`, `dfp100()`, `evaluate_dmupfdx()`, and `mp00ac()`.

Here is the call graph for this function:



Here is the caller graph for this function:



8.6 "global" force

Functions/Subroutines

- subroutine [dforce](#) (NGdof, position, force, LComputeDerivatives, LComputeAxis)
Calculates $\mathbf{F}(\mathbf{x})$, where $\mathbf{x} \equiv \{\text{geometry}\} \equiv \{R_{i,v}, Z_{i,v}\}$ and $\mathbf{F} \equiv [[p + B^2/2]] + \{\text{spectral constraints}\}$, and $\nabla \mathbf{F}$.

8.6.1 Detailed Description

8.6.2 Function/Subroutine Documentation

8.6.2.1 dforce() subroutine dforce (
integer, intent(in) NGdof,
real, dimension(0:ngdof), intent(in) position,
real, dimension(0:ngdof), intent(out) force,
logical, intent(in) LComputeDerivatives,
logical LComputeAxis)

Calculates $\mathbf{F}(\mathbf{x})$, where $\mathbf{x} \equiv \{\text{geometry}\} \equiv \{R_{i,v}, Z_{i,v}\}$ and $\mathbf{F} \equiv [[p + B^2/2]] + \{\text{spectral constraints}\}$, and $\nabla \mathbf{F}$.

unpacking

- The geometrical degrees of freedom are represented as a vector, $\mathbf{x} \equiv \{R_{i,v}, Z_{i,v}\}$, where $i = 1, mn$ labels the Fourier harmonic and $v = 1, Mvol - 1$ is the interface label. This vector is "unpacked" using [packxi\(\)](#). (Note that [packxi\(\)](#) also sets the coordinate axis, i.e. the $R_{i,0}$ and $Z_{i,0}$.)

Matrices computation

- the volume-integrated metric arrays, [DT00cc](#), etc. are evaluated in each volume by calling [ma00aa\(\)](#)
- the energy and helicity matrices, [dMA \(0:NN, 0:NN\)](#), [dMB \(0:NN, 0:2\)](#), etc. are evaluated in each volume by calling [matrix\(\)](#)

parallelization over volumes

Two different cases emerge: either a local constraint or a global constraint is considered. This condition is determined by the flag `LocalConstraint`.

- Local constraint
 - In each volume, `vvol=1, Mvol`,
 - the logical array `ImagneticOK(vvol)` is set to `.false`.
 - The MPI node associated to the volume calls [dfp100\(\)](#). This routine calls [ma02aa\(\)](#) (and might iterate on [mp00ac\(\)](#)) and computes the field solution in each volume consistent with the constraint.
 - The MPI node associated to the volume calls [dfp200\(\)](#). This computes $p + B^2/2$ (and the spectral constraints if required) at the interfaces in each volumes, as well as the derivatives of the force-balance if `LComputeDerivatives=1`.
 - After the parallelization loop over the volumes, [brcast\(\)](#) is called to broadcast the required information.

- Global constraint

The MPI node 0 minimizes the constraint with HYBRID1() by iterating on `dfp100()` until the field matches the constraint. Other MPI nodes enter the subroutine `loop_dfp100()`. In `loop_dfp100()`, each MPI node

- calls `dfp100()`,
- solves the field in its associated volumes,
- communicates the field to the node 0 and
- repeats this loop until the node 0 sends a flag `iflag=5`.

broadcasting

- The required quantities are broadcast by `brcast()`.

construction of force

- The force vector, $\mathbf{F}(\mathbf{x})$, is a combination of the pressure-imbalance Fourier harmonics, $[[p + B^2/2]]_{i,v}$, where i labels Fourier harmonic and v is the interface label:

$$F_{i,v} \equiv [(p_{v+1} + B_{i,v+1}^2/2) - (p_v + B_{i,v}^2/2)] \times \text{BBweight}_i, \quad (60)$$

where `BBweight_i` is defined in `preset()`; and the spectral condensation constraints,

$$F_{i,v} \equiv I_{i,v} \times \text{epsilon} + S_{i,v,1} \times \text{sweight}_v - S_{i,v+1,0} \times \text{sweight}_{v+1}, \quad (61)$$

where the spectral condensation constraints, $I_{i,v}$, and the "star-like" poloidal angle constraints, $S_{i,v,\pm 1}$, are calculated and defined in `lforce()`; and the `sweight_v` are defined in `preset()`. All quantities local to a volume are computed in `dfp200()`, information is then broadcasted to the MPI node 0 in `dforce()` and the global force is evaluated.

prints out the force gradient matrix .hessian

- Prints the 'hessian' matrix to a file '`.sp.hessian`'

construct derivatives of matrix equation

- Matrix perturbation theory is used to compute the derivatives of the solution, i.e. the Beltrami fields, as the geometry of the interfaces changes:

Parameters

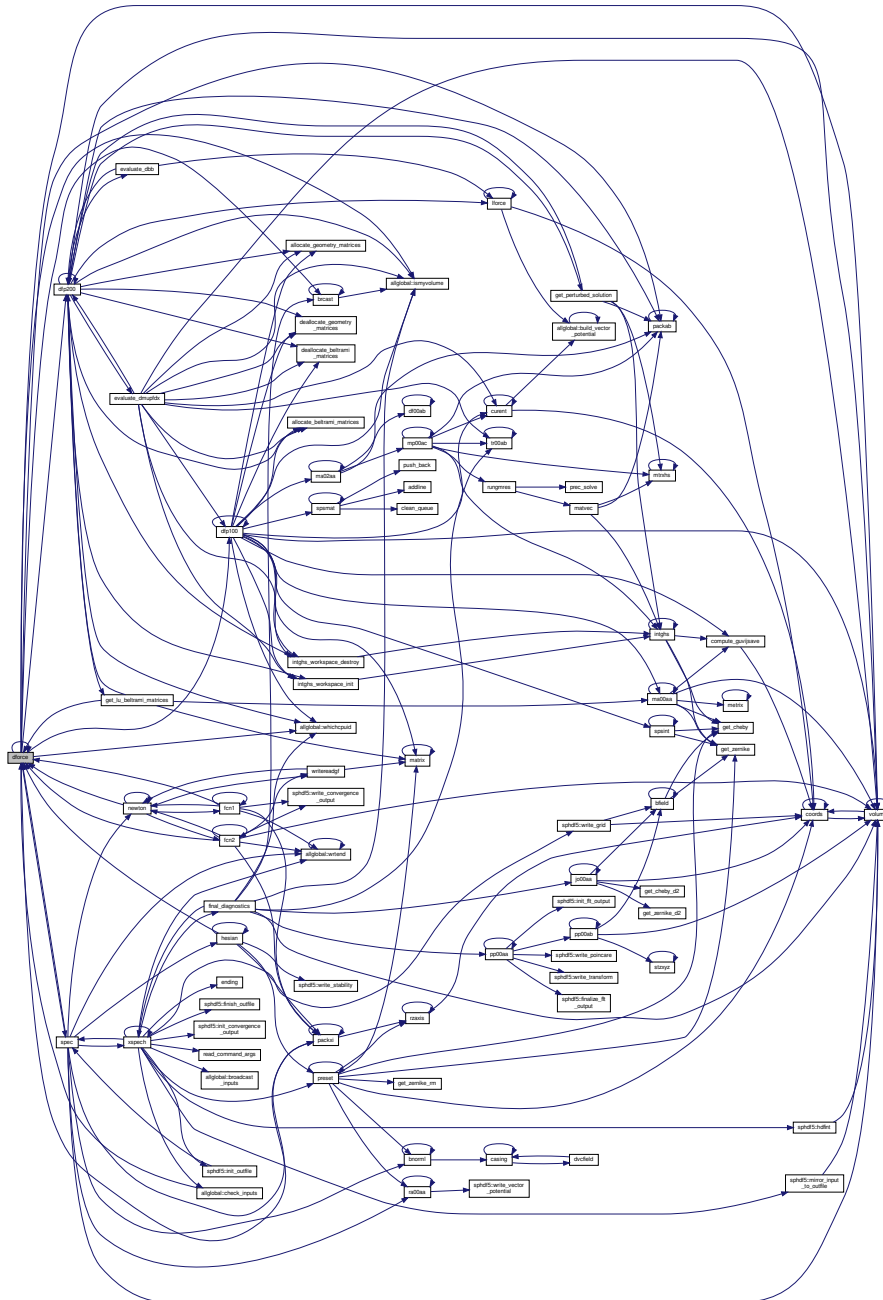
in	<i>NGdof</i>	number of global degrees of freedom
in	<i>position</i>	degrees-of-freedom = internal geometry (packed by <code>packxi</code>)
out	<i>force</i>	output: Fourier harmonics of B_{mn}^2 and spectral constraint forces
in	<i>LComputeDerivatives</i>	indicates whether derivatives are to be calculated; 0: no derivatives, 1:
in, out	<i>LComputeAxis</i>	

References `inputlist::adiabatic`, `allglobal::ate`, `allglobal::ato`, `allglobal::aze`, `allglobal::azo`, `allglobal::bbe`, `allglobal::bbo`, `allglobal::bbweight`, `allglobal::bemn`, `allglobal::betatotal`, `allglobal::bomn`, `brcast()`, `allglobal::cpus`,

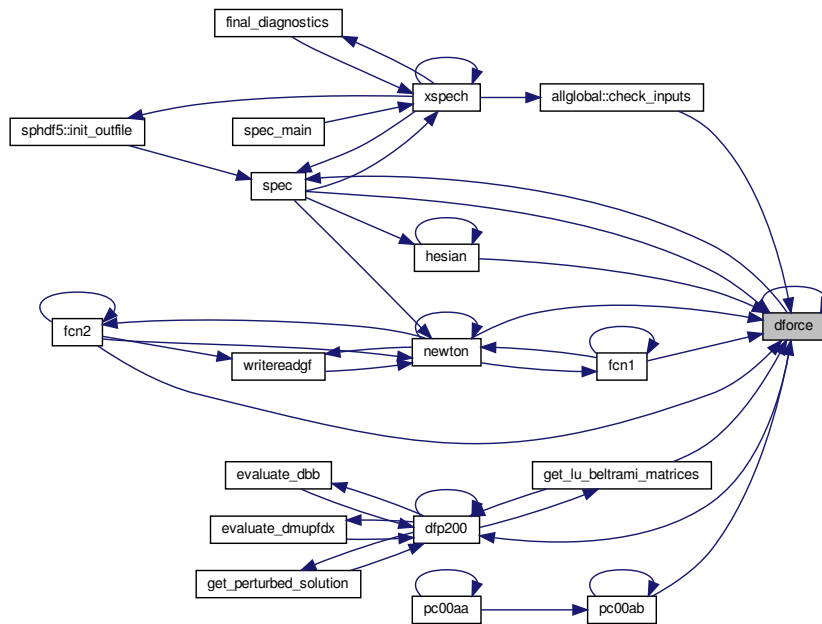
allglobal::dbbdmp, allglobal::dbdx, allglobal::denerydrr, allglobal::denerydrz, allglobal::denerydzz, allglobal::denerydzz, allglobal::dessian, allglobal::dessian2d, allglobal::dessian3d, allglobal::dffdrz, dforce(), dfp100(), dfp200(), allglobal::diotadxup, allglobal::ditgpdxt, allglobal::dmupfdx, allglobal::dpflux, inputlist::drz, allglobal::dtflux, allglobal::energy, inputlist::epsilon, allglobal::forceerr, inputlist::gamma, constants::half, allglobal::hdfdrz, allglobal::hessian, allglobal::hessian2d, allglobal::hessian3d, allglobal::iemn, inputlist::igeometry, allglobal::iie, allglobal::iio, allglobal::im, allglobal::imagneticok, allglobal::in, allglobal::iomn, allglobal::ipdtdpf, allglobal::iquad, allglobal::irbc, allglobal::irbs, allglobal::ismyvolume(), allglobal::ismyvolumevalue, allglobal::izbc, allglobal::izbs, allglobal::lbbintegral, inputlist::lcheck, inputlist::lconstraint, allglobal::lcoordinatesingularity, inputlist::lextrap, inputlist::lfreebound, allglobal::lgdof, allglobal::lhessian2dallocated, allglobal::lhessian3dallocated, allglobal::lhessianallocated, inputlist::lhmatrix, allglobal::localconstraint, numerical::logtolerance, allglobal::lplasmaregion, inputlist::lrad, allglobal::lvacuumregion, allglobal::mn, allglobal::mpi_comm_spec, inputlist::mu, fileunits::munit, inputlist::mupftol, allglobal::mvol, allglobal::myid, allglobal::nadof, allglobal::ncpu, allglobal::notstellsym, inputlist::ntor, inputlist::nvol, constants::one, fileunits::ounit, packab(), packxi(), constants::pi, constants::pi2, inputlist::pscale, allglobal::psifactor, allglobal::semn, allglobal::solution, allglobal::somn, spec(), allglobal::sweight, constants::two, volume(), allglobal::vvolume, allglobal::whichcpuid(), inputlist::wmacros, allglobal::xoffset, allglobal::yesstellsym, and constants::zero.

Referenced by `allglobal::check_inputs()`, `dforce()`, `fcn1()`, `fcn2()`, `get_lu_beltrami_matrices()`, `hesian()`, `newton()`, `pc00ab()`, and `spec()`.

Here is the call graph for this function:

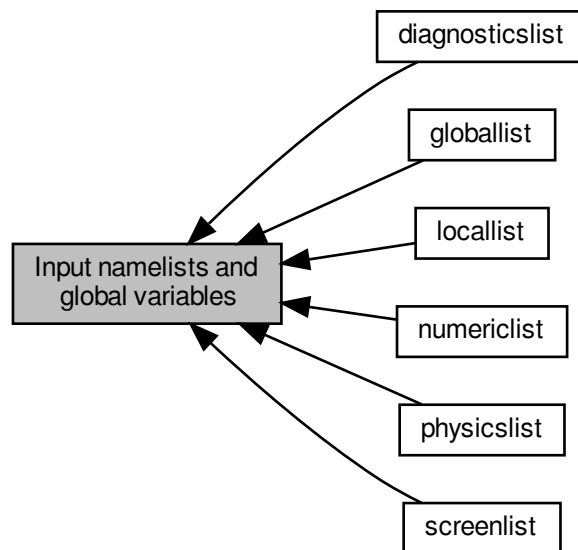


Here is the caller graph for this function:



8.7 Input namelists and global variables

Collaboration diagram for Input namelists and global variables:



Modules

- [physicslist](#)
The namelist `physicslist` controls the geometry, profiles, and numerical resolution.
- [numericlist](#)
The namelist `numericlist` controls internal resolution parameters that the user rarely needs to consider.
- [locallist](#)
The namelist `locallist` controls the construction of the Beltrami fields in each volume.
- [globallist](#)
The namelist `globallist` controls the search for global force-balance.
- [diagnosticslist](#)
The namelist `diagnosticslist` controls post-processor diagnostics, such as Poincaré plot resolution, etc.
- [screenlist](#)
The namelist `screenlist` controls screen output. Every subroutine, e.g. `xy00aa.h`, has its own write flag, `Wxy00aa`.

Modules

- module [constants](#)
some constants used throughout the code
- module [numerical](#)
platform-dependant numerical resolution
- module [fileunits](#)
central definition of file units to avoid conflicts
- module [cputiming](#)
timing variables
- module [typedefns](#)
type definitions for custom datatypes

Functions/Subroutines

- subroutine **inputlist::initialize_inputs**

Variables

- integer, parameter **inputlist::mnvol** = 256
The maximum value of `Nvol` is `MNvol=256`.
- integer, parameter **inputlist::mmpol** = 128
The maximum value of `Mpol` is `MNpol=64`.
- integer, parameter **inputlist::mntor** = 128
The maximum value of `Ntor` is `MNtor=64`.

8.7.1 Detailed Description

Input namelists.

8.8 "local" force

Functions/Subroutines

- subroutine `lforce` (`lvol`, `iocons`, `ideriv`, `Ntz`, `dBB`, `XX`, `YY`, `length`, `DDI`, `MMI`, `iflag`)
Computes B^2 , and the spectral condensation constraints if required, on the interfaces, \mathcal{I}_i .

8.8.1 Detailed Description

8.8.2 Function/Subroutine Documentation

8.8.2.1 lforce() `subroutine lforce (`
`integer, intent(in) lvol,`
`integer, intent(in) iocons,`
`integer, intent(in) ideriv,`
`integer, intent(in) Ntz,`
`real, dimension(1:ntz, -1:2) dBB,`
`real, dimension(1:ntz) XX,`
`real, dimension(1:ntz) YY,`
`real, dimension(1:ntz) length,`
`real DDI,`
`real MMI,`
`integer, intent(in) iflag)`

Computes B^2 , and the spectral condensation constraints if required, on the interfaces, \mathcal{I}_i .

field strength

- The field strength is given by $B^2 = B^s B_s + B^\theta B_\theta + B^\zeta B_\zeta$, and on the interfaces $B^s = 0$ by construction.
- The magnetic field is $\sqrt{g} \mathbf{B} = (\partial_\theta A_\zeta - \partial_\zeta A_\theta) \mathbf{e}_s - \partial_s A_\zeta \mathbf{e}_\theta + \partial_s A_\theta \mathbf{e}_\zeta$.
- The covariant components of the field are computed via $B_\theta = B^\theta g_{\theta\theta} + B^\zeta g_{\theta\zeta}$ and $B_\zeta = B^\theta g_{\theta\zeta} + B^\zeta g_{\zeta\zeta}$.
- The expression for B^2 is

$$(\sqrt{g})^2 B^2 = A'_\zeta A'_\zeta g_{\theta\theta} - 2 A'_\zeta A'_\theta g_{\theta\zeta} + A'_\theta A'_\theta g_{\zeta\zeta}, \quad (62)$$

where the "prime" denotes derivative with respect to s .

- The quantity returned is

$$F \equiv \text{pscale} \times \frac{P}{V^\gamma} + \frac{B^2}{2}, \quad (63)$$

where $P \equiv \text{adiabatic}$ and $V \equiv \text{volume}$.

spectral constraints

- In addition to the physical-force-balance constraints, namely that $[[p + B^2/2]] = 0$ across the interfaces, additional angle constraints are required to obtain a unique Fourier representation of the interface geometry.

- Introducing the angle functional: a weighted combination of the "polar" constraint; the normalized, poloidal, spectral width (Hirshman & Meier (1985) [5], Hirshman & Breslau (1998) [4]) the poloidal-angle origin constraint; and the "length" of the angle curves

$$F \equiv \sum_{i=1}^{N-1} \alpha_i \underbrace{\oint \oint d\theta d\zeta \frac{1}{\Theta_{i,\theta}}}_{\text{polar-angle}} + \sum_{i=1}^{N-1} \beta_i \underbrace{M_i}_{\text{spectral-width}} + \sum_{i=1}^{N-1} \gamma_i \int_0^{2\pi} \frac{1}{2} [Z_i(0, \zeta) - Z_{i,0}]^2 d\zeta + \underbrace{\oint \oint d\theta d\zeta \sum_{i=1}^N \delta_i}_{\text{poloidal-length}} \underbrace{L_i}_{\text{poloidal-length}} \quad (64)$$

where i labels the interfaces, and

$$\Theta_{i,\theta} \equiv \frac{x y_\theta - x_\theta y}{x^2 + y^2}, \quad (65)$$

$$M_i \equiv \frac{\sum_j m_j^p (R_{j,i}^2 + Z_{j,i}^2)}{\sum_j (R_{j,i}^2 + Z_{j,i}^2)}, \quad (66)$$

$$L_i \equiv \sqrt{[R_i(\theta, \zeta) - R_{i-1}(\theta, \zeta)]^2 + [Z_i(\theta, \zeta) - Z_{i-1}(\theta, \zeta)]^2}, \quad (67)$$

and where j labels the Fourier harmonics. The α_i , β_i , γ_i and $\delta_i \equiv \text{sweight}$ are user-supplied weight factors.

- The polar constraint is derived from defining $\tan \Theta \equiv y/x$, where

$$x(\theta, \zeta) \equiv R_i(\theta, \zeta) - R_{i,0}(\zeta), \quad (68)$$

$$y(\theta, \zeta) \equiv Z_i(\theta, \zeta) - Z_{i,0}(\zeta), \quad (69)$$

and where the geometric center of each interface is given by the arc-length weighted integrals, see [raxis\(\)](#),

$$R_{i,0} \equiv \int_0^{2\pi} d\theta R_i(\theta, \zeta) \sqrt{R_{i,\theta}(\theta, \zeta)^2 + Z_{i,\theta}(\theta, \zeta)^2}, \quad (70)$$

$$Z_{i,0} \equiv \int_0^{2\pi} d\theta Z_i(\theta, \zeta) \sqrt{R_{i,\theta}(\theta, \zeta)^2 + Z_{i,\theta}(\theta, \zeta)^2}, \quad (71)$$

and $\cos \Theta = x/\sqrt{x^2 + y^2}$ has been used to simplify the expressions and to avoid divide-by-zero.

- Only "poloidal tangential" variations will be allowed to find the extremum of F , which are described by

$$\delta R_i(\theta, \zeta) \equiv R_{i,\theta}(\theta, \zeta) \delta u_i(\theta, \zeta), \quad (72)$$

$$\delta Z_i(\theta, \zeta) \equiv Z_{i,\theta}(\theta, \zeta) \delta u_i(\theta, \zeta), \quad (73)$$

from which it follows that the variation in each Fourier harmonic is

$$\delta R_{j,i} = \oint \oint d\theta d\zeta R_{i,\theta}(\theta, \zeta) \delta u_i(\theta, \zeta) \cos(m_j \theta - n_j \zeta), \quad (74)$$

$$\delta Z_{j,i} = \oint \oint d\theta d\zeta Z_{i,\theta}(\theta, \zeta) \delta u_i(\theta, \zeta) \sin(m_j \theta - n_j \zeta), \quad (75)$$

and

$$\delta R_{i,\theta}(\theta, \zeta) \equiv R_{i,\theta\theta}(\theta, \zeta) \delta u_i(\theta, \zeta) + R_{i,\theta}(\theta, \zeta) \delta u_{i,\theta}(\theta, \zeta) \quad (76)$$

$$\delta Z_{i,\theta}(\theta, \zeta) \equiv Z_{i,\theta\theta}(\theta, \zeta) \delta u_i(\theta, \zeta) + Z_{i,\theta}(\theta, \zeta) \delta u_{i,\theta}(\theta, \zeta) \quad (77)$$

- The variation in F is

$$\begin{aligned}
\delta F &= \sum_{i=1}^{N-1} \alpha_i \oint \oint d\theta d\zeta \left(\frac{-2\Theta_{i,\theta\theta}}{\Theta_{i,\theta}^2} \right) \delta u_i \\
&+ \sum_{i=1}^{N-1} \beta_i \oint \oint d\theta d\zeta (R_{i,\theta} X_i + Z_{i,\theta} Y_i) \delta u_i \\
&+ \sum_{i=1}^{N-1} \gamma_i \int d\zeta (Z_i(0, \zeta) - Z_{i,0}) Z_{i,\theta} \delta u_i \\
&+ \sum_{i=1}^{N-1} \delta_i \oint \oint d\theta d\zeta \left(\frac{\Delta R_i R_{i,\theta} + \Delta Z_i Z_{i,\theta}}{L_i} \right) \delta u_i \\
&- \sum_{i=1}^{N-1} \delta_{i+1} \oint \oint d\theta d\zeta \left(\frac{\Delta R_{i+1} R_{i,\theta} + \Delta Z_{i+1} Z_{i,\theta}}{L_{i+1}} \right) \delta u_i
\end{aligned} \tag{78}$$

where, for the stellarator symmetric case,

$$X_i \equiv \sum_j (m_j^p - M_i) R_{j,i} \cos(m_j \theta - n_j \zeta), \tag{79}$$

$$Y_i \equiv \sum_j (m_j^p - M_i) Z_{j,i} \sin(m_j \theta - n_j \zeta), \tag{80}$$

and

$$\Delta R_i \equiv R_i(\theta, \zeta) - R_{i-1}(\theta, \zeta), \tag{81}$$

$$\Delta Z_i \equiv Z_i(\theta, \zeta) - Z_{i-1}(\theta, \zeta), \tag{82}$$

- The spectral constraints derived from Eqn. (78) are

$$\begin{aligned}
I_i(\theta, \zeta) &\equiv -2\alpha_i \frac{\Theta_{i,\theta\theta}}{\Theta_{i,\theta}^2} + \beta_i (R_{i,\theta} X_i + Z_{i,\theta} Y_i) + \gamma_i (Z_i(0, \zeta) - Z_{i,0}) Z_{i,\theta}(0, \zeta) \\
&+ \delta_i \frac{\Delta R_i R_{i,\theta} + \Delta Z_i Z_{i,\theta}}{L_i} - \delta_{i+1} \frac{\Delta R_{i+1} R_{i,\theta} + \Delta Z_{i+1} Z_{i,\theta}}{L_{i+1}}
\end{aligned} \tag{83}$$

- Note that choosing $p = 2$ gives $X = -R_{\theta\theta}$ and $Y = -Z_{\theta\theta}$, and the spectrally condensed angle constraint, $R_{\theta} X + Z_{\theta} Y = 0$, becomes $\partial_{\theta}(R_{\theta}^2 + Z_{\theta}^2) = 0$, which defines the equal arc length angle.
- The poloidal-angle origin term, namely $\gamma_i (Z_i(0, \zeta) - Z_{i,0}) Z_{i,\theta}(0, \zeta)$ is only used to constrain the $m_j = 0$ harmonics.
- The construction of the angle functional was influenced by the following considerations:
 - The minimal spectral width constraint is very desirable as it reduces the required Fourier resolution, but it does not constrain the $m = 0$ harmonics and the minimizing spectral-width poloidal-angle may not be consistent with the poloidal angle used on adjacent interfaces.
 - The regularization of the vector potential and the coordinate interpolation near the coordinate origin (see elsewhere) assumes that the poloidal angle is the polar angle.
 - The user will provide the Fourier harmonics of the boundary, and thus the user will implicitly define the poloidal angle used on the boundary.
 - Minimizing the length term will ensure that the poloidal angle used on each interface is smoothly connected to the poloidal angle used on adjacent interfaces.
- A suitable choice of the weight factors, α_i , β_i , γ_i and δ_i , will ensure that the polar constraint dominates for the innermost surfaces and that this constraint rapidly becomes insignificant away from the origin; that the minimal spectral constraint dominates in the "middle"; and that the minimizing length constraint will be significant near the origin and dominant near the edge, so that the minimizing spectral width angle will be continuously connected to the polar angle on the innermost surfaces and the user-implied angle at the plasma boundary. The length constraint should not be insignificant where the spectral constraint is dominant (so that the $m = 0$ harmonics are constrained).

- The polar constraint does not need normalization. The spectral width constraint has already been normalized. The length constraint is not yet normalized, but perhaps it should be.
- The spectral constraints given in Eqn. (83) need to be differentiated with respect to the interface Fourier harmonics, $R_{j,i}$ and $Z_{j,i}$. The first and second terms lead to a block diagonal hessian, and the length term leads to a block tri-diagonal hessian.
- Including the poloidal-angle origin constraint means that the polar angle constraint can probably be ignored, i.e. $\alpha_i = 0$.

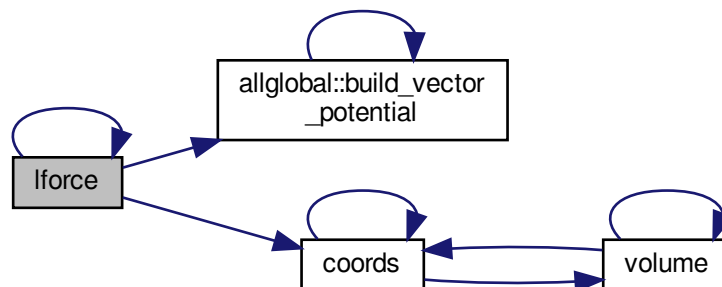
Parameters

in	<i>lvol</i>	
in	<i>iocons</i>	
in	<i>ideriv</i>	
in	<i>Ntz</i>	
	<i>dBB</i>	
	<i>XX</i>	
	<i>YY</i>	
	<i>length</i>	
	<i>DDI</i>	
	<i>MMI</i>	
in	<i>iflag</i>	

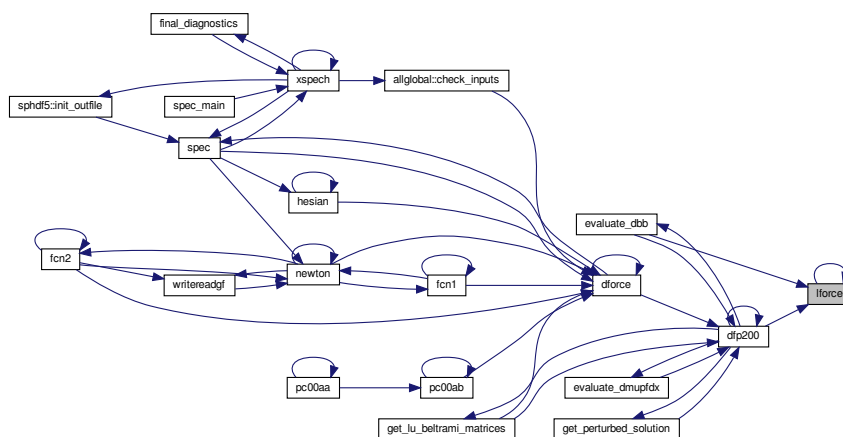
References [inputlist::adiabatic](#), [allglobal::ate](#), [allglobal::ato](#), [allglobal::aze](#), [allglobal::azo](#), [allglobal::bemn](#), [allglobal::bomn](#), [allglobal::build_vector_potential\(\)](#), [allglobal::cfmn](#), [allglobal::comn](#), [coords\(\)](#), [allglobal::cpus](#), [allglobal::drij](#), [allglobal::dzij](#), [allglobal::efmn](#), [allglobal::evmn](#), [inputlist::gamma](#), [allglobal::guvij](#), [constants::half](#), [allglobal::iemn](#), [inputlist::igeometry](#), [allglobal::ijimag](#), [allglobal::ijreal](#), [allglobal::im](#), [allglobal::in](#), [allglobal::iomn](#), [allglobal::irbc](#), [allglobal::irbs](#), [allglobal::irij](#), [allglobal::izbc](#), [allglobal::izbs](#), [allglobal::izij](#), [allglobal::jiimag](#), [allglobal::jireal](#), [inputlist::lcheck](#), [allglobal::lcoordinatesingularity](#), [lforce\(\)](#), [inputlist::lrad](#), [allglobal::mmp](#), [allglobal::mn](#), [allglobal::mpi_comm_spec](#), [allglobal::mvol](#), [allglobal::myid](#), [allglobal::ncpu](#), [allglobal::notstellsym](#), [allglobal::nt](#), [inputlist::nvol](#), [allglobal::nz](#), [allglobal::odmn](#), [allglobal::ofmn](#), [constants::one](#), [fileunits::ounit](#), [allglobal::pemn](#), [allglobal::pomn](#), [inputlist::pscale](#), [allglobal::regumm](#), [allglobal::rtt](#), [allglobal::semn](#), [allglobal::sfmn](#), [allglobal::sg](#), [allglobal::simn](#), [allglobal::somm](#), [allglobal::trij](#), [allglobal::tt](#), [constants::two](#), [allglobal::tzij](#), [allglobal::vvolume](#), [allglobal::yestellsym](#), and [constants::zero](#).

Referenced by [dfp200\(\)](#), [evaluate_dbb\(\)](#), and [lforce\(\)](#).

Here is the call graph for this function:



Here is the caller graph for this function:



8.9 Integrals

Functions/Subroutines

- subroutine [df00ab](#) (pNN, xi, Fxi, DFxi, Ldfjac, iflag)
Evaluates volume integrals, and their derivatives w.r.t. interface geometry, using "packed" format.
- subroutine [ma00aa](#) (lquad, mn, lvol, lrad)
Calculates volume integrals of Chebyshev polynomials and metric element products.
- subroutine [spsint](#) (lquad, mn, lvol, lrad)
Calculates volume integrals of Chebyshev-polynomials and metric elements for preconditioner.

8.9.1 Detailed Description

8.9.2 Function/Subroutine Documentation

8.9.2.1 df00ab() subroutine df00ab (
integer, intent(in) pNN,
real, dimension(0:pnn-1), intent(in) xi,
real, dimension(0:pnn-1), intent(out) Fxi,
real, dimension(0:ldfjac-1,0:pnn-1), intent(out) DFxi,
integer, intent(in) Ldfjac,
integer, intent(in), value iflag)

Evaluates volume integrals, and their derivatives w.r.t. interface geometry, using "packed" format.

Parameters

in	pNN	
in	xi	
out	Fxi	
out	DFxi	
in	Ldfjac	
in	iflag	

- The following quantities are calculated:

$$D\text{Toocc}(l, p, i, j) \equiv \int ds \bar{T}'_{l,i} \bar{T}_{p,j} \iiint d\theta d\zeta \cos \alpha_i \cos \alpha_j \quad (84)$$

$$D\text{Toocs}(l, p, i, j) \equiv \int ds \bar{T}'_{l,i} \bar{T}_{p,j} \iiint d\theta d\zeta \cos \alpha_i \sin \alpha_j \quad (85)$$

$$D\text{Toosc}(l, p, i, j) \equiv \int ds \bar{T}'_{l,i} \bar{T}_{p,j} \iiint d\theta d\zeta \sin \alpha_i \cos \alpha_j \quad (86)$$

$$D\text{Tooss}(l, p, i, j) \equiv \int ds \bar{T}'_{l,i} \bar{T}_{p,j} \iiint d\theta d\zeta \sin \alpha_i \sin \alpha_j \quad (87)$$

$$T\text{Tsscc}(l, p, i, j) \equiv \int ds \bar{T}_{l,i} \bar{T}_{p,j} \iiint d\theta d\zeta \cos \alpha_i \cos \alpha_j \bar{g}_{ss} \quad (88)$$

$$T\text{Tsscs}(l, p, i, j) \equiv \int ds \bar{T}_{l,i} \bar{T}_{p,j} \iiint d\theta d\zeta \cos \alpha_i \sin \alpha_j \bar{g}_{ss} \quad (89)$$

$$T\text{Tsssc}(l, p, i, j) \equiv \int ds \bar{T}_{l,i} \bar{T}_{p,j} \iiint d\theta d\zeta \sin \alpha_i \cos \alpha_j \bar{g}_{ss} \quad (90)$$

$$T\text{Tssss}(l, p, i, j) \equiv \int ds \bar{T}_{l,i} \bar{T}_{p,j} \iiint d\theta d\zeta \sin \alpha_i \sin \alpha_j \bar{g}_{ss} \quad (91)$$

$$T\text{Dstcc}(l, p, i, j) \equiv \int ds \bar{T}_{l,i} \bar{T}'_{p,j} \iiint d\theta d\zeta \cos \alpha_i \cos \alpha_j \bar{g}_{s\theta} \quad (92)$$

$$T\text{Dstcs}(l, p, i, j) \equiv \int ds \bar{T}_{l,i} \bar{T}'_{p,j} \iiint d\theta d\zeta \cos \alpha_i \sin \alpha_j \bar{g}_{s\theta} \quad (93)$$

$$T\text{Dstsc}(l, p, i, j) \equiv \int ds \bar{T}_{l,i} \bar{T}'_{p,j} \iiint d\theta d\zeta \sin \alpha_i \cos \alpha_j \bar{g}_{s\theta} \quad (94)$$

$$T\text{Dstss}(l, p, i, j) \equiv \int ds \bar{T}_{l,i} \bar{T}'_{p,j} \iiint d\theta d\zeta \sin \alpha_i \sin \alpha_j \bar{g}_{s\theta} \quad (95)$$

$$T\text{Dstcc}(l, p, i, j) \equiv \int ds \bar{T}_{l,i} \bar{T}'_{p,j} \iiint d\theta d\zeta \cos \alpha_i \cos \alpha_j \bar{g}_{s\zeta} \quad (96)$$

$$T\text{Dstcs}(l, p, i, j) \equiv \int ds \bar{T}_{l,i} \bar{T}'_{p,j} \iiint d\theta d\zeta \cos \alpha_i \sin \alpha_j \bar{g}_{s\zeta} \quad (97)$$

$$T\text{Dstsc}(l, p, i, j) \equiv \int ds \bar{T}_{l,i} \bar{T}'_{p,j} \iiint d\theta d\zeta \sin \alpha_i \cos \alpha_j \bar{g}_{s\zeta} \quad (98)$$

$$T\text{Dstss}(l, p, i, j) \equiv \int ds \bar{T}_{l,i} \bar{T}'_{p,j} \iiint d\theta d\zeta \sin \alpha_i \sin \alpha_j \bar{g}_{s\zeta} \quad (99)$$

$$D\text{Dstcc}(l, p, i, j) \equiv \int ds \bar{T}'_{l,i} \bar{T}'_{p,j} \iiint d\theta d\zeta \cos \alpha_i \cos \alpha_j \bar{g}_{\theta\theta} \quad (100)$$

$$D\text{Dstcs}(l, p, i, j) \equiv \int ds \bar{T}'_{l,i} \bar{T}'_{p,j} \iiint d\theta d\zeta \cos \alpha_i \sin \alpha_j \bar{g}_{\theta\theta} \quad (101)$$

$$D\text{Dstsc}(l, p, i, j) \equiv \int ds \bar{T}'_{l,i} \bar{T}'_{p,j} \iiint d\theta d\zeta \sin \alpha_i \cos \alpha_j \bar{g}_{\theta\theta} \quad (102)$$

$$D\text{Dstss}(l, p, i, j) \equiv \int ds \bar{T}'_{l,i} \bar{T}'_{p,j} \iiint d\theta d\zeta \sin \alpha_i \sin \alpha_j \bar{g}_{\theta\theta} \quad (103)$$

$$\text{DDstcc}(l, p, i, j) \equiv \int ds \bar{T}'_{l,i} \bar{T}'_{p,j} \oint \oint d\theta d\zeta \cos \alpha_i \cos \alpha_j \bar{g}_{\theta\zeta} \quad (104)$$

$$\text{DDstcs}(l, p, i, j) \equiv \int ds \bar{T}'_{l,i} \bar{T}'_{p,j} \oint \oint d\theta d\zeta \cos \alpha_i \sin \alpha_j \bar{g}_{\theta\zeta} \quad (105)$$

$$\text{DDstsc}(l, p, i, j) \equiv \int ds \bar{T}'_{l,i} \bar{T}'_{p,j} \oint \oint d\theta d\zeta \sin \alpha_i \cos \alpha_j \bar{g}_{\theta\zeta} \quad (106)$$

$$\text{DDstss}(l, p, i, j) \equiv \int ds \bar{T}'_{l,i} \bar{T}'_{p,j} \oint \oint d\theta d\zeta \sin \alpha_i \sin \alpha_j \bar{g}_{\theta\zeta} \quad (107)$$

$$\text{DDstcc}(l, p, i, j) \equiv \int ds \bar{T}'_{l,i} \bar{T}'_{p,j} \oint \oint d\theta d\zeta \cos \alpha_i \cos \alpha_j \bar{g}_{\zeta\zeta} \quad (108)$$

$$\text{DDstcs}(l, p, i, j) \equiv \int ds \bar{T}'_{l,i} \bar{T}'_{p,j} \oint \oint d\theta d\zeta \cos \alpha_i \sin \alpha_j \bar{g}_{\zeta\zeta} \quad (109)$$

$$\text{DDstsc}(l, p, i, j) \equiv \int ds \bar{T}'_{l,i} \bar{T}'_{p,j} \oint \oint d\theta d\zeta \sin \alpha_i \cos \alpha_j \bar{g}_{\zeta\zeta} \quad (110)$$

$$\text{DDstss}(l, p, i, j) \equiv \int ds \bar{T}'_{l,i} \bar{T}'_{p,j} \oint \oint d\theta d\zeta \sin \alpha_i \sin \alpha_j \bar{g}_{\zeta\zeta} \quad (111)$$

where $\bar{T}'_{l,i} \equiv T_l \bar{s}^{m_i/2}$ if the domain includes the coordinate singularity, and $\bar{T}'_{l,i} \equiv T_l$ if not; and $\bar{g}_{\mu\nu} \equiv g_{\mu\nu}/\sqrt{\bar{g}}$.

- The double-angle formulae are used to reduce the above expressions to the Fourier harmonics of $\bar{g}_{\mu\nu}$: see `kija` and `kij_s`, which are defined in [preset.f90](#).

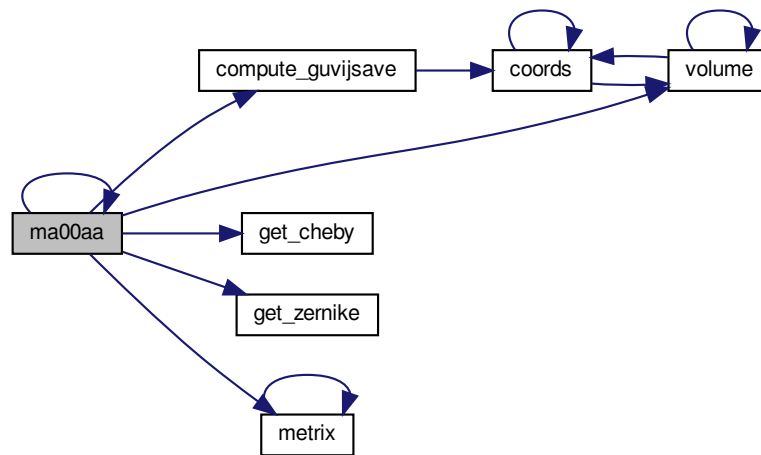
Parameters

in	<i>lquad</i>	degree of quadrature
in	<i>mn</i>	number of Fourier harmonics
in	<i>lvol</i>	index of nested volume
in	<i>lrad</i>	order of Chebychev polynomials

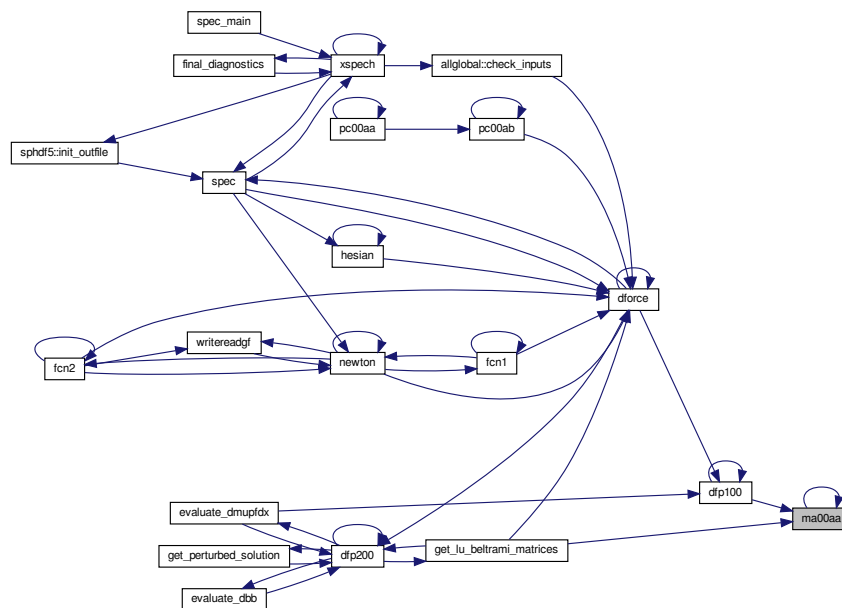
References `compute_guvjsave()`, `allglobal::cpus`, `allglobal::dbdx`, `allglobal::ddtcc`, `allglobal::ddtcs`, `allglobal::ddtsc`, `allglobal::ddtss`, `allglobal::ddtzcc`, `allglobal::ddtzcs`, `allglobal::ddtzsc`, `allglobal::ddtzss`, `allglobal::ddzzcc`, `allglobal::ddzzcs`, `allglobal::ddzzsc`, `allglobal::ddzzss`, `allglobal::dtoocc`, `allglobal::dtoocs`, `allglobal::dtoosc`, `allglobal::dtooss`, `allglobal::gaussianabscissae`, `allglobal::gaussianweight`, `get_cheby()`, `get_zernike()`, `allglobal::goomne`, `allglobal::goomno`, `allglobal::gssmne`, `allglobal::gssmno`, `allglobal::gstmne`, `allglobal::gstmno`, `allglobal::gszmne`, `allglobal::gszmno`, `allglobal::gttmne`, `allglobal::gttmno`, `allglobal::gtzmne`, `allglobal::gtzmno`, `allglobal::gzzmne`, `allglobal::gzzmno`, `constants::half`, `allglobal::im`, `allglobal::in`, `allglobal::ki`, `allglobal::kija`, `allglobal::kij_s`, `allglobal::lcoordinatesingularity`, `allglobal::lsavedguvij`, `ma00aa()`, `metrix()`, `allglobal::mne`, `allglobal::mpi_comm_spec`, `inputlist::mpol`, `allglobal::mvol`, `allglobal::myid`, `allglobal::ncpu`, `allglobal::notstelsym`, `constants::one`, `fileunits::ounit`, `constants::pi`, `constants::pi2`, `allglobal::pi2pi2nfp`, `allglobal::pi2pi2nfp_half`, `allglobal::regumm`, `allglobal::tdstcc`, `allglobal::tdstcs`, `allglobal::tdstsc`, `allglobal::tdstss`, `allglobal::tdszcc`, `allglobal::tdszcs`, `allglobal::tdszsc`, `allglobal::tdszss`, `allglobal::ttsscc`, `allglobal::ttsscs`, `allglobal::ttsssc`, `allglobal::ttssss`, `constants::two`, `volume()`, `inputlist::wmacros`, `allglobal::yesstelsym`, and `constants::zero`.

Referenced by `dfp100()`, `get_lu_beltrami_matrices()`, and `ma00aa()`.

Here is the call graph for this function:



Here is the caller graph for this function:



8.9.2.3 spsint() subroutine spsint (
integer, intent(in) *lquad*,
integer, intent(in) *mn*,
integer, intent(in) *lvol*,
integer, intent(in) *lrad*)

Calculates volume integrals of Chebyshev-polynomials and metric elements for preconditioner.

Computes the integrals needed for [spsmat.f90](#). Same as [ma00aa.f90](#), but only compute the relevant terms that are non-zero.

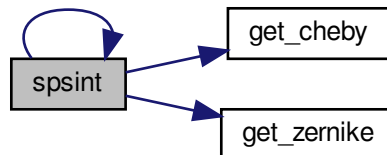
Parameters

<i>lquad</i>	
<i>mn</i>	
<i>lvol</i>	
<i>lrad</i>	

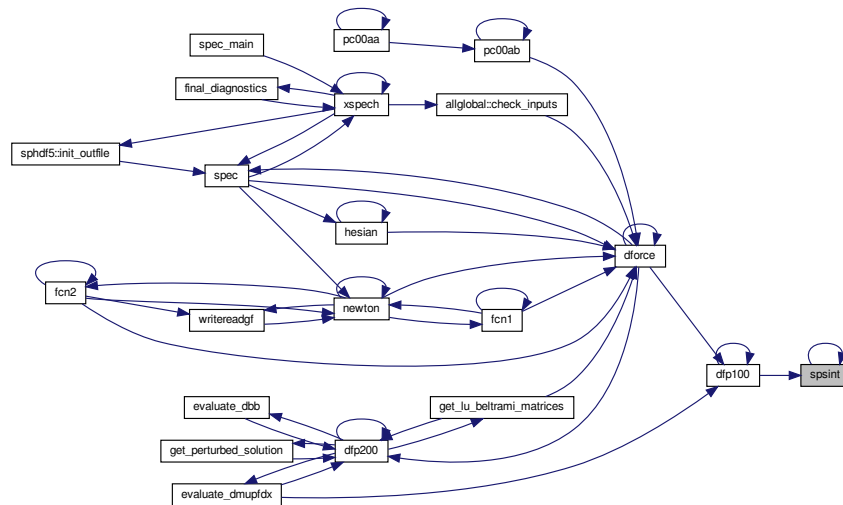
References [allglobal::cpus](#), [allglobal::ddtcc](#), [allglobal::ddtcs](#), [allglobal::ddtsc](#), [allglobal::ddtss](#), [allglobal::ddtzcc](#), [allglobal::ddtzcs](#), [allglobal::ddtzsc](#), [allglobal::ddtzss](#), [allglobal::ddzcc](#), [allglobal::ddzcs](#), [allglobal::ddzsc](#), [allglobal::ddzss](#), [allglobal::dtooc](#), [allglobal::dtoocs](#), [allglobal::dtoosc](#), [allglobal::dtooss](#), [allglobal::gaussianabscissae](#), [allglobal::gaussianweight](#), [get_cheby\(\)](#), [get_zernike\(\)](#), [allglobal::guvijsave](#), [constants::half](#), [allglobal::im](#), [allglobal::in](#), [allglobal::ki](#), [allglobal::kija](#), [allglobal::kijj](#), [allglobal::lcoordinatesingularity](#), [allglobal::mne](#), [allglobal::mpi_comm_spec](#), [inputlist::mpol](#), [allglobal::mvol](#), [allglobal::myid](#), [allglobal::ncpu](#), [allglobal::notstelsym](#), [allglobal::ntz](#), [constants::one](#), [fileunits::ounit](#), [constants::pi](#), [constants::pi2](#), [allglobal::pi2pi2nfp](#), [allglobal::pi2pi2nfp_half](#), [allglobal::regumm](#), [numerical::small](#), [spsint\(\)](#), [numerical::sqrtmachprec](#), [allglobal::tdstcc](#), [allglobal::tdstcs](#), [allglobal::tdstsc](#), [allglobal::tdstss](#), [allglobal::tdszcc](#), [allglobal::tdszcs](#), [allglobal::tdszsc](#), [allglobal::tdszss](#), [allglobal::ttscc](#), [allglobal::ttsccs](#), [allglobal::ttsccs](#), [allglobal::ttsccs](#), [allglobal::ttsccs](#), [constants::two](#), [numerical::vsmall](#), [inputlist::wmacros](#), [allglobal::yesstelsym](#), and [constants::zero](#).

Referenced by [dfp100\(\)](#), and [spsint\(\)](#).

Here is the call graph for this function:



Here is the caller graph for this function:



8.10 Solver/Driver

Functions/Subroutines

- subroutine [ma02aa](#) (lvol, NN)

Constructs Beltrami field in given volume consistent with flux, helicity, rotational-transform and/or parallel-current constraints.

8.10.1 Detailed Description

8.10.2 Function/Subroutine Documentation

8.10.2.1 ma02aa() subroutine ma02aa (
integer, intent(in) lvol,
integer, intent(in) NN)

Constructs Beltrami field in given volume consistent with flux, helicity, rotational-transform and/or parallel-current constraints.

Parameters

in	<i>lvol</i>	index of nested volume for which to run this
in	<i>NN</i>	number of degrees of freedom in the (packed format) vector potential;

sequential quadratic programming

- Only relevant if LBsequad=T . See LBeltrami for details.

- Documentation on the implementation of E04UFF is under construction.

Newton method

- Only relevant if LNewton=T . See LBeltrami for details.

linear method

- Only relevant if LLinear=T . See LBeltrami for details.
- The quantity μ is *not* treated as a "magnetic" degree-of-freedom equivalent to in the degrees-of-freedom in the magnetic vector potential (as it strictly should be, because it is a Lagrange multiplier introduced to enforce the helicity constraint).
- In this case, the Beltrami equation, $\nabla \times \mathbf{B} = \mu \mathbf{B}$, is *linear* in the magnetic degrees-of-freedom.
- The algorithm proceeds as follows:

plasma volumes

- In addition to the enclosed toroidal flux, $\Delta\psi_t$, which is held constant in the plasma volumes, the Beltrami field in a given volume is assumed to be parameterized by μ and $\Delta\psi_p$. (Note that $\Delta\psi_p$ is not defined in a torus.)
- These are "packed" into an array, e.g. $\boldsymbol{\mu} \equiv (\mu, \Delta\psi_p)^T$, so that standard library routines, e.g. C05PCF, can be used to (iteratively) find the appropriately-constrained Beltrami solution, i.e. $\mathbf{f}(\boldsymbol{\mu}) = 0$.
- The function $\mathbf{f}(\boldsymbol{\mu})$, which is computed by mp00ac(), is defined by the input parameter Lconstraint :
 - * If Lconstraint = -1, 0, then μ is *not* varied and Nxdof=0.
 - * If Lconstraint = 1, then μ is varied to satisfy the transform constraints; and Nxdof=1 in the simple torus and Nxdof=2 in the annular regions. (Note that in the "simple-torus" region, the enclosed poloidal flux $\Delta\psi_p$ is not well-defined, and only $\mu = \mu_1$ is varied in order to satisfy the transform constraint on the "outer" interface of that volume.)
 - * **Todo** If Lconstraint = 2, then $\mu = \mu_1$ is varied in order to satisfy the helicity constraint, and $\Delta\psi_p = \mu_2$ is *not* varied, and Nxdof=1. (under re-construction)

vacuum volume

- In the vacuum, $\mu = 0$, and the enclosed fluxes, $\Delta\psi_t$ and $\Delta\psi_p$, are considered to parameterize the family of solutions. (These quantities may not be well-defined if $\mathbf{B} \cdot \mathbf{n} \neq 0$ on the computational boundary.)
- These are "packed" into an array, $\boldsymbol{\mu} \equiv (\Delta\psi_t, \Delta\psi_p)^T$, so that, as above, standard routines can be used to iteratively find the appropriately constrained solution, i.e. $\mathbf{f}(\boldsymbol{\mu}) = 0$.
- The function $\mathbf{f}(\boldsymbol{\mu})$, which is computed by mp00ac(), is defined by the input parameter Lconstraint :
 - * If Lconstraint = -1, then μ is *not* varied and Nxdof=0.
 - * If Lconstraint = 0,2, then μ is varied to satisfy the enclosed current constraints, and Nxdof=2.
 - * If Lconstraint = 1, then μ is varied to satisfy the constraint on the transform on the inner boundary \equiv plasma boundary and the "linking" current, and Nxdof=2.
- The Beltrami fields, and the rotational-transform and helicity etc. as required to determine the function $\mathbf{f}(\boldsymbol{\mu})$ are calculated in mp00ac().
- This routine, mp00ac(), is called iteratively if Nxdof>1 via C05PCF to determine the appropriately constrained Beltrami field, \mathbf{B}_μ , so that $\mathbf{f}(\boldsymbol{\mu}) = 0$.
- The input variables mupftol and mupfits control the required accuracy and maximum number of iterations.

- If $N_{\text{xdof}}=1$, then `mp00ac()` is called only once to provide the Beltrami fields with the given value of μ .

debugging: finite-difference confirmation of the derivatives of the rotational-transform

- Note that the rotational-transform (if required) is calculated by `tr00ab()`, which is called by `mp00ac()`.
- If `Lconstraint=1`, then `mp00ac()` will ask `tr00ab()` to compute the derivatives of the transform with respect to variations in the helicity-multiplier, μ , and the enclosed poloidal-flux, $\Delta\psi_p$, so that `C05PCF` may more efficiently find the solution.
- The required derivatives are

$$\frac{\partial \tau}{\partial \mu} \quad (112)$$

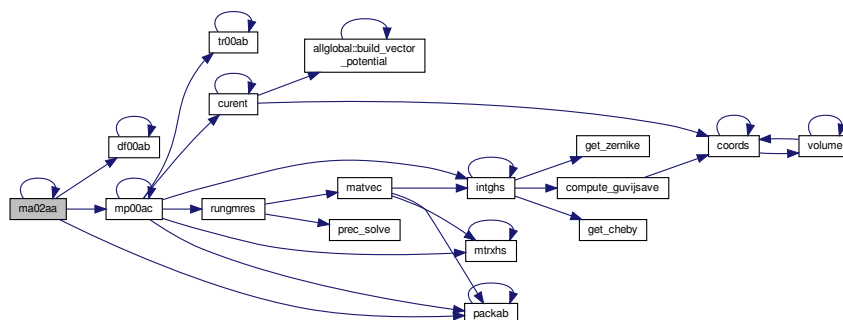
$$\frac{\partial \tau}{\partial \Delta\psi_p} \quad (113)$$

to improve the efficiency of the iterative search. A finite difference estimate of these derivatives is available; need `DEBUG, Lcheck=2` and `Lconstraint=1`.

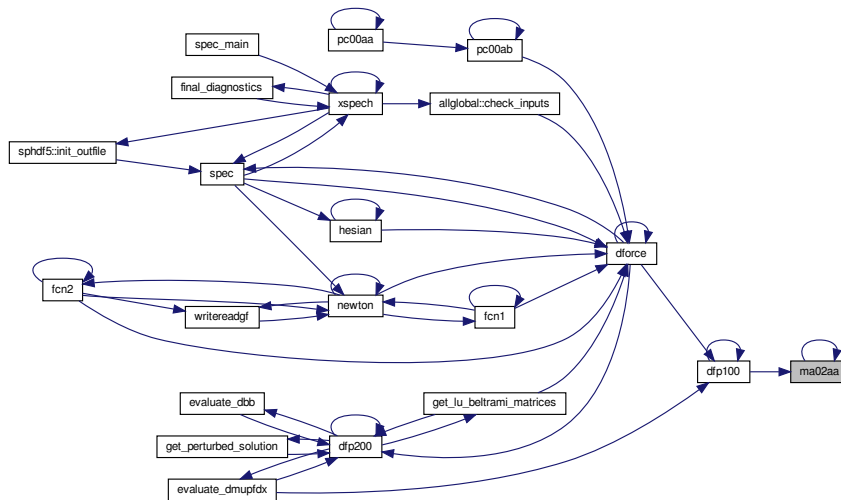
References `allglobal::ate`, `allglobal::cpus`, `df00ab()`, `allglobal::dma`, `allglobal::dmb`, `allglobal::dmd`, `allglobal::dpflux`, `allglobal::dtflux`, `constants::half`, `inputlist::helicity`, `allglobal::im`, `allglobal::imagneticok`, `allglobal::in`, `allglobal::ivol`, `allglobal::labintegral`, `allglobal::lbbintegral`, `allglobal::lblear`, `allglobal::lbnewton`, `allglobal::lbsequad`, `inputlist::lcheck`, `inputlist::lconstraint`, `allglobal::lcoordinatesingularity`, `allglobal::localconstraint`, `allglobal::lplasmaregion`, `inputlist::lrad`, `allglobal::lvacuumregion`, `ma02aa()`, `allglobal::mbpsi`, `allglobal::mn`, `mp00ac()`, `allglobal::mpi_comm_spec`, `inputlist::mu`, `inputlist::mupfits`, `inputlist::mupftol`, `allglobal::mvol`, `allglobal::myid`, `allglobal::ncpu`, `allglobal::nfielddof`, `constants::one`, `fileunits::ounit`, `packab()`, `numerical::small`, `allglobal::solution`, `constants::ten`, `numerical::vsmall`, `inputlist::wmacros`, `allglobal::xoffset`, and `constants::zero`.

Referenced by `dfp100()`, and `ma02aa()`.

Here is the call graph for this function:



Here is the caller graph for this function:



8.11 Build matrices

Functions/Subroutines

- subroutine `matrix` (`lvol`, `mn`, `lrad`)
Constructs energy and helicity matrices that represent the Beltrami linear system.
gauge conditions
- subroutine `mtrxhs` (`lvol`, `mn`, `lrad`, `resultA`, `resultD`, `idx`)
Constructs matrices that represent the Beltrami linear system, matrix-free.
- subroutine `spsmat` (`lvol`, `mn`, `lrad`)
Constructs matrices for the preconditioner.

8.11.1 Detailed Description

8.11.2 Function/Subroutine Documentation

8.11.2.1 `matrix()` `subroutine matrix (`
`integer, intent(in) lvol,`
`integer, intent(in) mn,`
`integer, intent(in) lrad)`

Constructs energy and helicity matrices that represent the Beltrami linear system.

gauge conditions

- In the v -th annulus, bounded by the $(v - 1)$ -th and v -th interfaces, a general covariant representation of the magnetic vector-potential is written

$$\bar{\mathbf{A}} = \bar{A}_s \nabla_s + \bar{A}_\theta \nabla_\theta + \bar{A}_\zeta \nabla_\zeta. \quad (114)$$

- To this add $\nabla g(s, \theta, \zeta)$, where g satisfies

$$\begin{aligned} \partial_s g(s, \theta, \zeta) &= -\bar{A}_s(s, \theta, \zeta) \\ \partial_\theta g(-1, \theta, \zeta) &= -\bar{A}_\theta(-1, \theta, \zeta) \\ \partial_\zeta g(-1, 0, \zeta) &= -\bar{A}_\zeta(-1, 0, \zeta). \end{aligned} \quad (115)$$

- Then $\mathbf{A} = \bar{\mathbf{A}} + \nabla g$ is given by $\mathbf{A} = A_\theta \nabla \theta + A_\zeta \nabla \zeta$ with

$$A_\theta(-1, \theta, \zeta) = 0 \quad (116)$$

$$A_\zeta(-1, 0, \zeta) = 0 \quad (117)$$

- This specifies the gauge: to see this, notice that no gauge term can be added without violating the conditions in Eqn. (116) or Eqn. (117).
- Note that the gauge employed in each volume is distinct.

boundary conditions

- The magnetic field is $\sqrt{g} \mathbf{B} = (\partial_\theta A_\zeta - \partial_\zeta A_\theta) \mathbf{e}_s - \partial_s A_\zeta \mathbf{e}_\theta + \partial_s A_\theta \mathbf{e}_\zeta$.
- In the annular volumes, the condition that the field is tangential to the inner interface, $\sqrt{g} \mathbf{B} \cdot \nabla s = 0$ at $s = -1$, gives $\partial_\theta A_\zeta - \partial_\zeta A_\theta = 0$. With the above condition on A_θ given in Eqn. (116), this gives $\partial_\theta A_\zeta = 0$, which with Eqn. (117) gives

$$A_\zeta(-1, \theta, \zeta) = 0. \quad (118)$$

- The condition at the outer interface, $s = +1$, is that the field is $\sqrt{g} \mathbf{B} \cdot \nabla s = \partial_\theta A_\zeta - \partial_\zeta A_\theta = b$, where b is supplied by the user. For each of the plasma regions, $b = 0$. For the vacuum region, generally $b \neq 0$.

enclosed fluxes

- In the plasma regions, the enclosed fluxes must be constrained.
- The toroidal and poloidal fluxes enclosed in each volume are determined using

$$\int_S \mathbf{B} \cdot d\mathbf{s} = \int_{\partial S} \mathbf{A} \cdot d\mathbf{l}. \quad (119)$$

Fourier-Chebyshev representation

- The components of the vector potential, $\mathbf{A} = A_\theta \nabla \theta + A_\zeta \nabla \zeta$, are

$$A_\theta(s, \theta, \zeta) = \sum_{i,l} A_{\theta,e,i,l} \bar{T}_{l,i}(s) \cos \alpha_i + \sum_{i,l} A_{\theta,o,i,l} \bar{T}_{l,i}(s) \sin \alpha_i, \quad (120)$$

$$A_\zeta(s, \theta, \zeta) = \sum_{i,l} A_{\zeta,e,i,l} \bar{T}_{l,i}(s) \cos \alpha_i + \sum_{i,l} A_{\zeta,o,i,l} \bar{T}_{l,i}(s) \sin \alpha_i, \quad (121)$$

where $\bar{T}_{l,i}(s)$ is the **recombined** Chebyshev polynomial in a volume without an axis, or **modified** Zernike polynomial in a volume with an axis (i.e. only in the innermost volume, and only in cylindrical and toroidal geometry.), and $\alpha_j \equiv m_j \theta - n_j \zeta$.

- The magnetic field, $\sqrt{g} \mathbf{B} = \sqrt{g} B^s \mathbf{e}_s + \sqrt{g} B^\theta \mathbf{e}_\theta + \sqrt{g} B^\zeta \mathbf{e}_\zeta$, is

$$\begin{aligned} \sqrt{g} \mathbf{B} &= \mathbf{e}_s \sum_{i,l} [(-m_i A_{\zeta,e,i,l} - n_i A_{\theta,e,i,l}) \bar{T}_{l,i} \sin \alpha_i + (+m_i A_{\zeta,o,i,l} + n_i A_{\theta,o,i,l}) \bar{T}_{l,i} \cos \alpha_i] \\ &+ \mathbf{e}_\theta \sum_{i,l} [(-A_{\zeta,e,i,l}) \bar{T}'_{l,i} \cos \alpha_i + (-A_{\zeta,o,i,l}) \bar{T}'_{l,i} \sin \alpha_i] \\ &+ \mathbf{e}_\zeta \sum_{i,l} [(A_{\theta,e,i,l}) \bar{T}'_{l,i} \cos \alpha_i + (A_{\theta,o,i,l}) \bar{T}'_{l,i} \sin \alpha_i] \end{aligned} \quad (122)$$

- The components of the velocity, $\mathbf{v} \equiv v_s \nabla s + v_\theta \nabla \theta + v_\zeta \nabla \zeta$ are

$$v_s(s, \theta, \zeta) = \sum_{i,l} v_{s,e,i,l} \bar{T}_{l,i}(s) \cos \alpha_i + \sum_{i,l} v_{s,o,i,l} \bar{T}_{l,i}(s) \sin \alpha_i, \quad (123)$$

$$v_\theta(s, \theta, \zeta) = \sum_{i,l} v_{\theta,e,i,l} \bar{T}_{l,i}(s) \cos \alpha_i + \sum_{i,l} v_{\theta,o,i,l} \bar{T}_{l,i}(s) \sin \alpha_i, \quad (124)$$

$$v_\zeta(s, \theta, \zeta) = \sum_{i,l} v_{\zeta,e,i,l} \bar{T}_{l,i}(s) \cos \alpha_i + \sum_{i,l} v_{\zeta,o,i,l} \bar{T}_{l,i}(s) \sin \alpha_i. \quad (125)$$

constrained energy functional

- The constrained energy functional in each volume depends on the vector potential and the Lagrange multipliers,

$$\mathcal{F} \equiv \mathcal{F}[A_{\theta,e,i,l}, A_{\zeta,e,i,l}, A_{\theta,o,i,l}, A_{\zeta,o,i,l}, v_{s,e,i,l}, v_{s,o,i,l}, v_{\theta,e,i,l}, v_{\theta,o,i,l}, v_{\zeta,e,i,l}, v_{\zeta,o,i,l}, \mu, a_i, b_i, c_i, d_i, e_i, f_i, g_1, h_1], \quad (126)$$

and is given by:

$$\begin{aligned} \mathcal{F} \equiv & \int \mathbf{B} \cdot \mathbf{B} dv + \int \mathbf{v} \cdot \mathbf{v} dv - \mu \left[\int \mathbf{A} \cdot \mathbf{B} dv - K \right] \\ & + \sum_{i=1} a_i \left[\sum_l A_{\theta,e,i,l} T_l(-1) - 0 \right] \\ & + \sum_{i=1} b_i \left[\sum_l A_{\zeta,e,i,l} T_l(-1) - 0 \right] \\ & + \sum_{i=2} c_i \left[\sum_l A_{\theta,o,i,l} T_l(-1) - 0 \right] \\ & + \sum_{i=2} d_i \left[\sum_l A_{\zeta,o,i,l} T_l(-1) - 0 \right] \\ & + \sum_{i=2} e_i \left[\sum_l (-m_i A_{\zeta,e,i,l} - n_i A_{\theta,e,i,l}) T_l(+1) - b_{s,i} \right] \\ & + \sum_{i=2} f_i \left[\sum_l (+m_i A_{\zeta,o,i,l} + n_i A_{\theta,o,i,l}) T_l(+1) - b_{c,i} \right] \\ & + g_1 \left[\sum_l A_{\theta,e,1,l} T_l(+1) - \Delta \psi_t \right] \\ & + h_1 \left[\sum_l A_{\zeta,e,1,l} T_l(+1) + \Delta \psi_p \right] \end{aligned} \quad (1)$$

where

- a_i, b_i, c_i and d_i are Lagrange multipliers used to enforce the combined gauge and interface boundary condition on the inner interface,
 - e_i and f_i are Lagrange multipliers used to enforce the interface boundary condition on the outer interface, namely $\sqrt{g} \mathbf{B} \cdot \nabla s = b$; and
 - g_1 and h_1 are Lagrange multipliers used to enforce the constraints on the enclosed fluxes.
- In each plasma volume the boundary condition on the outer interface is $b = 0$.
 - In the vacuum volume (only for free-boundary), we may set $\mu = 0$.
 - **Note:** in SPEC version >3.00 , the basis recombination method is used to ensure the boundary condition on the inner side of an interface. The lagrange multipliers a_i, b_i, c_i, d_i are no longer used in volumes without a coordinate singularity. In a volume with a coordinate singularity, they are used only a_i, c_i with $m=0, 1$ are excluded also due to Zernike basis recombination.

- The first derivatives of $\int dv v^2$ with respect to $v_{s,e,i,l}$ etc. are

$$\frac{\partial}{\partial v_{s,e,i,l}} \int dv \mathbf{v} \cdot \mathbf{v} = 2 \int dv \mathbf{v} \cdot \bar{T}_{l,i} \cos \alpha_i \nabla s \quad (152)$$

$$\frac{\partial}{\partial v_{s,o,i,l}} \int dv \mathbf{v} \cdot \mathbf{v} = 2 \int dv \mathbf{v} \cdot \bar{T}_{l,i} \sin \alpha_i \nabla s \quad (153)$$

$$\frac{\partial}{\partial v_{\theta,e,i,l}} \int dv \mathbf{v} \cdot \mathbf{v} = 2 \int dv \mathbf{v} \cdot \bar{T}_{l,i} \cos \alpha_i \nabla \theta \quad (154)$$

$$\frac{\partial}{\partial v_{\theta,o,i,l}} \int dv \mathbf{v} \cdot \mathbf{v} = 2 \int dv \mathbf{v} \cdot \bar{T}_{l,i} \sin \alpha_i \nabla \theta \quad (155)$$

$$\frac{\partial}{\partial v_{\zeta,e,i,l}} \int dv \mathbf{v} \cdot \mathbf{v} = 2 \int dv \mathbf{v} \cdot \bar{T}_{l,i} \cos \alpha_i \nabla \zeta \quad (156)$$

$$\frac{\partial}{\partial v_{\zeta,o,i,l}} \int dv \mathbf{v} \cdot \mathbf{v} = 2 \int dv \mathbf{v} \cdot \bar{T}_{l,i} \sin \alpha_i \nabla \zeta \quad (157)$$

(158)

calculation of volume-integrated basis-function-weighted metric information

- The required geometric information is calculated in [ma00aa\(\)](#).

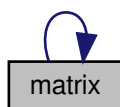
Parameters

in	<i>lvol</i>	
in	<i>mn</i>	
in	<i>lrad</i>	

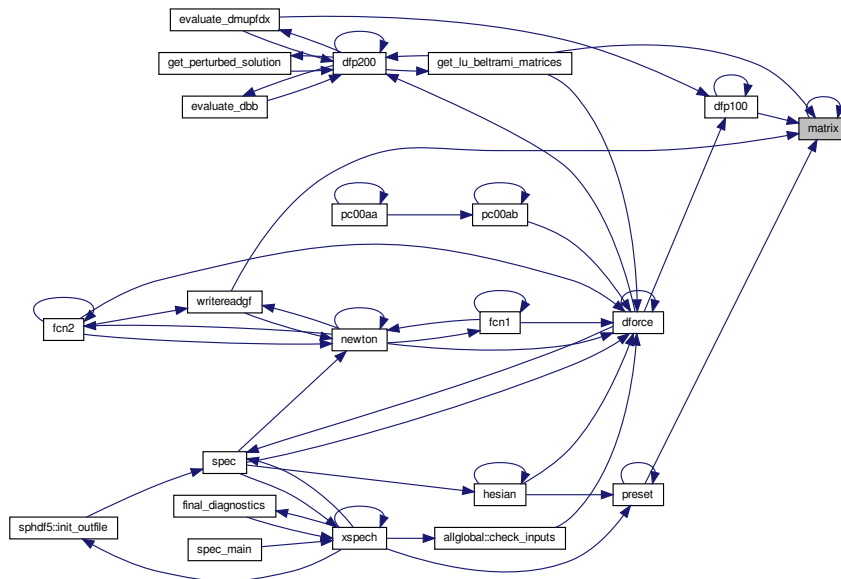
References [allglobal::ate](#), [allglobal::ato](#), [allglobal::aze](#), [allglobal::azo](#), [allglobal::cpus](#), [allglobal::dbdx](#), [allglobal::ddtcc](#), [allglobal::ddtcs](#), [allglobal::ddtsc](#), [allglobal::ddtss](#), [allglobal::ddtcc](#), [allglobal::ddtzcs](#), [allglobal::ddtzsc](#), [allglobal::ddtzss](#), [allglobal::ddzcc](#), [allglobal::ddzcs](#), [allglobal::ddzsc](#), [allglobal::ddzss](#), [allglobal::dma](#), [allglobal::dmb](#), [allglobal::dmd](#), [allglobal::dmg](#), [allglobal::dtoocc](#), [allglobal::dtoocs](#), [allglobal::dtoosc](#), [allglobal::dtooss](#), [allglobal::ibnc](#), [allglobal::ibns](#), [allglobal::im](#), [allglobal::in](#), [allglobal::ivnc](#), [allglobal::ivns](#), [allglobal::icoordinatesingularity](#), [allglobal::lma](#), [allglobal::lmb](#), [allglobal::lmc](#), [allglobal::lmd](#), [allglobal::lme](#), [allglobal::lmf](#), [allglobal::lmg](#), [allglobal::lmh](#), [matrix\(\)](#), [allglobal::mpi_comm_spec](#), [inputlist::mpol](#), [allglobal::myid](#), [allglobal::nadof](#), [allglobal::ncpu](#), [allglobal::notstelsym](#), [constants::one](#), [fileunits::ounit](#), [allglobal::rtm](#), [allglobal::rtt](#), [numerical::small](#), [allglobal::tdstcc](#), [allglobal::tdstcs](#), [allglobal::tdstsc](#), [allglobal::tdstss](#), [allglobal::tdszcc](#), [allglobal::tdszcs](#), [allglobal::tdszsc](#), [allglobal::tdszss](#), [allglobal::tt](#), [allglobal::ttsc](#), [allglobal::ttscs](#), [allglobal::ttssc](#), [allglobal::ttsss](#), [constants::two](#), [inputlist::wmacros](#), [allglobal::yesstelsym](#), and [constants::zero](#).

Referenced by [dfp100\(\)](#), [get_lu_beltrami_matrices\(\)](#), [matrix\(\)](#), [preset\(\)](#), and [writereadgf\(\)](#).

Here is the call graph for this function:



Here is the caller graph for this function:



```

8.11.2.2 mtrxhs() subroutine mtrxhs (
    integer, intent(in) lvol,
    integer, intent(in) mn,
    integer, intent(in) lrad,
    real, dimension(0:nadof(lvol)), intent(out) resultA,
    real, dimension(0:nadof(lvol)), intent(out) resultD,
    integer, intent(in) idx )

```

Constructs matrices that represent the Beltrami linear system, matrix-free.

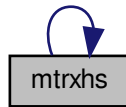
Parameters

<i>lvol</i>	
<i>mn</i>	
<i>lrad</i>	
<i>resultA</i>	
<i>resultD</i>	
<i>idx</i>	

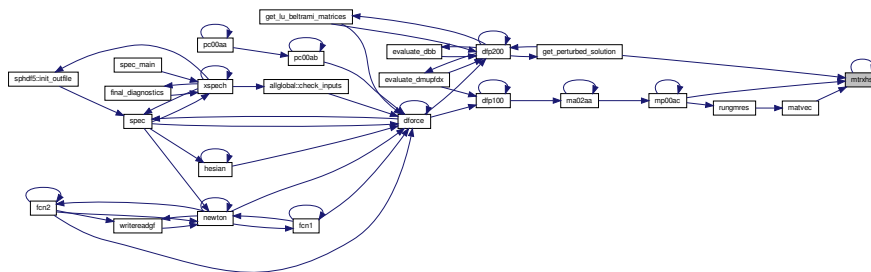
References [allglobal::ate](#), [allglobal::ato](#), [allglobal::aze](#), [allglobal::azo](#), [allglobal::cpus](#), [allglobal::dbdx](#), [allglobal::dtc](#), [allglobal::dts](#), [allglobal::dzc](#), [allglobal::dzs](#), [constants::half](#), [allglobal::im](#), [allglobal::in](#), [allglobal::lcoordinatesingularity](#), [allglobal::lma](#), [allglobal::lmavalue](#), [allglobal::lmb](#), [allglobal::lmbvalue](#), [allglobal::lmc](#), [allglobal::lmcvalue](#), [allglobal::lmd](#), [allglobal::lmdvalue](#), [allglobal::lme](#), [allglobal::lmevalue](#), [allglobal::lmf](#), [allglobal::lmfvalue](#), [allglobal::lmg](#), [allglobal::lmgvalue](#), [allglobal::lmh](#), [allglobal::lmhvalue](#), [allglobal::mpi_comm_spec](#), [inputlist::mpol](#), [mtrxhs\(\)](#), [allglobal::myid](#), [allglobal::nadof](#), [allglobal::ncpu](#), [allglobal::notstellsym](#), [constants::one](#), [fileunits::ounit](#), [allglobal::rtm](#), [allglobal::rtt](#), [numerical::small](#), [allglobal::tsc](#), [allglobal::tss](#), [allglobal::tt](#), [allglobal::ttc](#), [allglobal::tts](#), [constants::two](#), [allglobal::tzc](#), [allglobal::tzs](#), [inputlist::wmacros](#), [allglobal::yestellsym](#), and [constants::zero](#).

Referenced by [get_perturbed_solution\(\)](#), [matvec\(\)](#), [mp00ac\(\)](#), and [mtrxhs\(\)](#).

Here is the call graph for this function:



Here is the caller graph for this function:



```

8.11.2.3 spsmat() subroutine spsmat (
    integer, intent(in) lvol,
    integer, intent(in) mn,
    integer, intent(in) lrad )
  
```

Constructs matrices for the preconditioner.

Preconditioner

GMRES iteratively looks for \mathbf{a}_n that minimises the residual $\epsilon_{\text{GMRES}} = \|\hat{\mathcal{A}} \cdot \mathbf{a}_n - \mathbf{b}\|$, where $\|\cdot\|$ is the Euclidean norm. Instead of solving the original problem which is usually ill-conditioned, a left preconditioner matrix \mathcal{M} is applied on both side of $\mathcal{A} \cdot \mathbf{a} = \mathbf{b}$ so that the transformed problem is well conditioned. The convergence speed of (the preconditioned) GMRES depends highly on the quality of \mathcal{M} . A good preconditioner will require the matrix product $\mathcal{M}^{-1}\hat{\mathcal{A}}$ to be as close as possible to an identity matrix. Also, inverting the preconditioner \mathcal{M} should be considerably cheaper than inverting $\hat{\mathcal{A}}$ itself.

If the i -th and j -th unknowns in \mathcal{A} correspond to $A_{\theta, m_i, n_i, l_i}$ and $A_{\theta, m_j, n_j, l_j}$, respectively, then the matrix element $\hat{\mathcal{A}}_{i,j}$ describes the coupling strength between harmonics (m_i, n_i) and (m_j, n_j) . Noting that if the Fourier series of the boundary $R_{m,n}$ and $Z_{m,n}$ have spectral convergence, then the coupling terms between $A_{\theta, m_i, n_i, l_i}$ and $A_{\theta, m_j, n_j, l_j}$, formed by the $(|m_i - m_j|, |n_i - n_j|)$ harmonics of the coordinate metrics, should also decay exponentially with $|m_i - m_j|$ and $|n_i - n_j|$ and are thus small compared to the "diagonals" $m_i = m_j$ and $n_i = n_j$. Therefore, we can construct \mathcal{M} from the elements of $\hat{\mathcal{A}}$ by eliminating all the coupling terms with $m_i \neq m_j$ or $n_i \neq n_j$, and keeping the rest ("diagonals" and terms related to Lagrange multipliers). Physically, the matrix \mathcal{M} is

equivalent to the \hat{A} matrix of a tokamak with similar major radius and minor radius to the stellarator we are solving for. The preconditioning matrix \mathcal{M} is sparse, with the number of nonzero elements $\sim O(MNL^2)$, while the total number of elements in \mathcal{M} is $O(M^2N^2L^2)$. After the construction of \mathcal{M} , the approximate inverse \mathcal{M} is computed by an incomplete LU factorisation.

This subroutine constructs such a preconditioner matrix \mathcal{M} and store it inside a sparse matrix. The matrix elements are the same as [matrix.f90](#), however, only the aforementioned terms are kept. The sparse matrix uses the storage structure of **Compact Sparse Row (CSR)**.

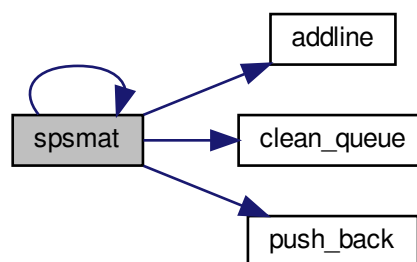
Parameters

<i>lvol</i>	
<i>mn</i>	
<i>lrad</i>	

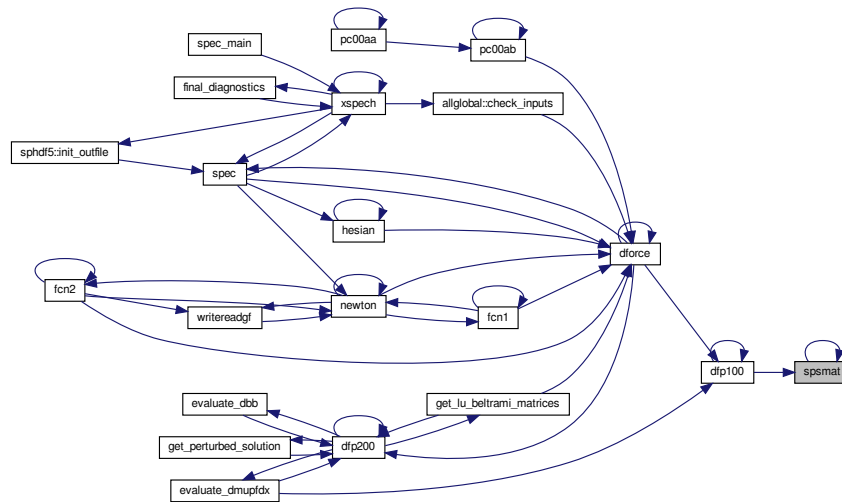
References [addline\(\)](#), [allglobal::ate](#), [allglobal::ato](#), [allglobal::aze](#), [allglobal::azo](#), [clean_queue\(\)](#), [allglobal::cpus](#), [allglobal::ddtcc](#), [allglobal::ddtcs](#), [allglobal::ddtsc](#), [allglobal::ddtss](#), [allglobal::ddtzcc](#), [allglobal::ddtzcs](#), [allglobal::ddtzsc](#), [allglobal::ddtzss](#), [allglobal::ddzcc](#), [allglobal::ddzcs](#), [allglobal::ddzsc](#), [allglobal::ddzss](#), [allglobal::dma](#), [allglobal::dmas](#), [allglobal::dmb](#), [allglobal::dmd](#), [allglobal::dmds](#), [allglobal::dmg](#), [allglobal::dtocc](#), [allglobal::dtoocs](#), [allglobal::dtoosc](#), [allglobal::dtooss](#), [allglobal::ibnc](#), [allglobal::ibns](#), [allglobal::idmas](#), [allglobal::im](#), [allglobal::in](#), [allglobal::ivnc](#), [allglobal::ivns](#), [allglobal::jdmass](#), [allglobal::lcoordinatesingularity](#), [allglobal::liluprecond](#), [allglobal::lma](#), [allglobal::lmb](#), [allglobal::lmc](#), [allglobal::lmd](#), [allglobal::lme](#), [allglobal::lmf](#), [allglobal::lmg](#), [allglobal::lmh](#), [allglobal::mpi_comm_spec](#), [inputlist::mpol](#), [allglobal::myid](#), [allglobal::nadof](#), [allglobal::ncpu](#), [allglobal::ndmas](#), [allglobal::ndmasmax](#), [allglobal::notstellsym](#), [constants::one](#), [fileunits::ounit](#), [push_back\(\)](#), [allglobal::rtm](#), [allglobal::rtt](#), [numerical::small](#), [spsmat\(\)](#), [allglobal::tdstcc](#), [allglobal::tdstcs](#), [allglobal::tdstsc](#), [allglobal::tdstss](#), [allglobal::tdszcc](#), [allglobal::tdszcs](#), [allglobal::tdszsc](#), [allglobal::tdszss](#), [allglobal::tt](#), [allglobal::ttscc](#), [allglobal::ttsccs](#), [allglobal::ttsccs](#), [allglobal::ttsccs](#), [allglobal::ttsccs](#), [constants::two](#), [inputlist::wmacros](#), [allglobal::yesstellsym](#), and [constants::zero](#).

Referenced by [dfp100\(\)](#), and [spsmat\(\)](#).

Here is the call graph for this function:



Here is the caller graph for this function:



8.12 Metric quantities

Functions/Subroutines

- subroutine [metrix](#) (lquad, lvol)

Calculates the metric quantities, $\sqrt{g} g^{\mu\nu}$, which are required for the energy and helicity integrals.

8.12.1 Detailed Description

8.12.2 Function/Subroutine Documentation

8.12.2.1 metrix() `subroutine metrix (`
`integer, intent(in) lquad,`
`integer, intent(in) lvol)`

Calculates the metric quantities, $\sqrt{g} g^{\mu\nu}$, which are required for the energy and helicity integrals.

metrics

- The Jacobian, \sqrt{g} , and the "lower" metric elements, $g_{\mu\nu}$, are calculated by [coords\(\)](#), and are provided on a regular grid in "real-space", i.e. (θ, ζ) , at a given radial location, i.e. where s is input.

plasma region

- In the plasma region, the required terms are $\bar{g}_{\mu\nu} \equiv g_{\mu\nu}/\sqrt{g}$.

$$\begin{aligned}
\sqrt{g} g^{ss} &= (g_{\theta\theta}g_{\zeta\zeta} - g_{\theta\zeta}g_{\theta\zeta})/\sqrt{g} \\
\sqrt{g} g^{s\theta} &= (g_{\theta\zeta}g_{s\zeta} - g_{s\theta}g_{\zeta\zeta})/\sqrt{g} \\
\sqrt{g} g^{s\zeta} &= (g_{s\theta}g_{\theta\zeta} - g_{\theta\theta}g_{s\zeta})/\sqrt{g} \\
\sqrt{g} g^{\theta\theta} &= (g_{\zeta\zeta}g_{ss} - g_{s\zeta}g_{s\zeta})/\sqrt{g} \\
\sqrt{g} g^{\theta\zeta} &= (g_{s\zeta}g_{s\theta} - g_{\theta\zeta}g_{ss})/\sqrt{g} \\
\sqrt{g} g^{\zeta\zeta} &= (g_{ss}g_{\theta\theta} - g_{s\theta}g_{s\theta})/\sqrt{g}
\end{aligned} \tag{159}$$

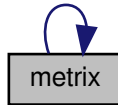
FFTs

- After constructing the required quantities in real space, FFTs provided the required Fourier harmonics, which are returned through [global.f90](#) . (The "extended" Fourier resolution is used.)

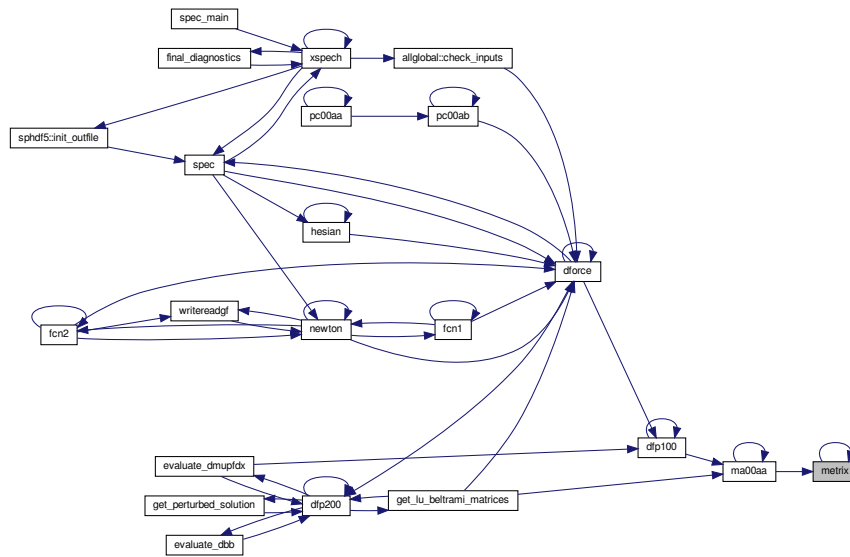
References [allglobal::cfmn](#), [allglobal::cpus](#), [allglobal::dbdx](#), [allglobal::efmn](#), [allglobal::goomne](#), [allglobal::goomno](#), [allglobal::gssmne](#), [allglobal::gssmno](#), [allglobal::gstmne](#), [allglobal::gstmno](#), [allglobal::gszmne](#), [allglobal::gszmno](#), [allglobal::gttmne](#), [allglobal::gttmno](#), [allglobal::gtzmne](#), [allglobal::gtzmno](#), [allglobal::guvij](#), [allglobal::guvjsave](#), [allglobal::gvuij](#), [allglobal::gzzmne](#), [allglobal::gzzmno](#), [allglobal::ijreal](#), [allglobal::im](#), [allglobal::ime](#), [allglobal::in](#), [allglobal::ine](#), [metrix\(\)](#), [allglobal::mn](#), [allglobal::mne](#), [allglobal::myid](#), [allglobal::ncpu](#), [allglobal::nt](#), [allglobal::ntz](#), [allglobal::nz](#), [allglobal::ofmn](#), [constants::one](#), [fileunits::ounit](#), [allglobal::sfmn](#), [allglobal::sg](#), [numerical::small](#), and [constants::zero](#).

Referenced by [ma00aa\(\)](#), and [metrix\(\)](#).

Here is the call graph for this function:



Here is the caller graph for this function:



8.13 Solver for Beltrami (linear) system

Functions/Subroutines

- subroutine [mp00ac](#) (Ndof, Xdof, Fdof, Ddof, Ldfjac, iflag)
Solves Beltrami/vacuum (linear) system, given matrices.
unpacking fluxes, helicity multiplier

8.13.1 Detailed Description

8.13.2 Function/Subroutine Documentation

8.13.2.1 mp00ac() subroutine mp00ac (
integer, intent(in) Ndof,
real, dimension(1:ndof), intent(in) Xdof,
real, dimension(1:ndof) Fdof,
real, dimension(1:ldfjac,1:ndof) Ddof,
integer, intent(in) Ldfjac,
integer iflag)

Solves Beltrami/vacuum (linear) system, given matrices.

unpacking fluxes, helicity multiplier

- The vector of "parameters", μ , is unpacked. (Recall that μ was "packed" in [ma02aa\(\)](#) .) In the following, $\psi \equiv (\Delta\psi_t, \Delta\psi_p)^T$.

construction of linear system

- The equation $\nabla \times \mathbf{B} = \mu \mathbf{B}$ is cast as a matrix equation,

$$\mathcal{M} \cdot \mathbf{a} = \mathcal{R}, \quad (160)$$

where \mathbf{a} represents the degrees-of-freedom in the magnetic vector potential, $\mathbf{a} \equiv \{A_{\theta,e,i,l}, A_{\zeta,e,i,l}, \dots\}$.

- The matrix \mathcal{M} is constructed from $\mathcal{A} \equiv \text{dMA}$ and $\mathcal{D} \equiv \text{dMD}$, which were constructed in `matrix()`, according to

$$\mathcal{M} \equiv \mathcal{A} - \mu \mathcal{D}. \quad (161)$$

Note that in the vacuum region, $\mu = 0$, so \mathcal{M} reduces to $\mathcal{M} \equiv \mathcal{A}$.

- The construction of the vector \mathcal{R} is as follows:

- if `Lcoordinatesingularity=T`, then

$$\mathcal{R} \equiv -(\mathcal{B} - \mu \mathcal{E}) \cdot \psi \quad (162)$$

- if `Lcoordinatesingularity=F` and `Lplasmaregion=T`, then

$$\mathcal{R} \equiv -\mathcal{B} \cdot \psi \quad (163)$$

- if `Lcoordinatesingularity=F` and `Lvacuumregion=T`, then

$$\mathcal{R} \equiv -\mathcal{G} - \mathcal{B} \cdot \psi \quad (164)$$

The quantities $\mathcal{B} \equiv \text{dMB}$, $\mathcal{E} \equiv \text{dME}$ and $\mathcal{G} \equiv \text{dMG}$ are constructed in `matrix()`.

solving linear system

It is *not* assumed that the linear system is positive definite. The LAPACK routine `DSYSVX` is used to solve the linear system.

unpacking, ...

- The magnetic degrees-of-freedom are unpacked by `packab()`.
- The error flag, `ImagneticOK`, is set that indicates if the Beltrami fields were successfully constructed.

construction of "constraint" function

- The construction of the function $\mathbf{f}(\mu)$ is required so that iterative methods can be used to construct the Beltrami field consistent with the required constraints (e.g. on the enclosed fluxes, helicity, rotational-transform, ...).

See also

[ma02aa\(\)](#) for additional details.

plasma region

– For `Lcoordinatesingularity=T`, the returned function is:

$$\mathbf{f}(\mu, \Delta\psi_p) \equiv \begin{cases} \begin{pmatrix} 0 & , & 0 \end{pmatrix}^T, & \text{if } L\text{constraint} = -1 \\ \begin{pmatrix} 0 & , & 0 \end{pmatrix}^T, & \text{if } L\text{constraint} = 0 \\ \begin{pmatrix} \tau(+1) - \text{iota}(\text{lvol}) & , & 0 \end{pmatrix}^T, & \text{if } L\text{constraint} = 1 \\ \begin{pmatrix} ? & , & ? \end{pmatrix}^T, & \text{if } L\text{constraint} = 2 \end{cases} \quad (165)$$

– For `Lcoordinatesingularity=F`, the returned function is:

$$\mathbf{f}(\mu, \Delta\psi_p) \equiv \begin{cases} \begin{pmatrix} 0 & , & 0 \end{pmatrix}^T, & \text{if } L\text{constraint} = -1 \\ \begin{pmatrix} 0 & , & 0 \end{pmatrix}^T, & \text{if } L\text{constraint} = 0 \\ \begin{pmatrix} \tau(-1) - \text{oita}(\text{lvol}-1) & , & \tau(+1) - \text{iota}(\text{lvol}) \end{pmatrix}^T, & \text{if } L\text{constraint} = 1 \\ \begin{pmatrix} ? & , & ? \end{pmatrix}^T, & \text{if } L\text{constraint} = 2 \end{cases} \quad (166)$$

vacuum region

– For the vacuum region, the returned function is:

$$\mathbf{f}(\Delta\psi_t, \Delta\psi_p) \equiv \begin{cases} \begin{pmatrix} 0 & , & 0 \end{pmatrix}^T, & \text{if } L\text{constraint} = -1 \\ \begin{pmatrix} I - \text{curtor} & , & G - \text{curpol} \end{pmatrix}^T, & \text{if } L\text{constraint} = 0 \\ \begin{pmatrix} \tau(-1) - \text{oita}(\text{lvol}-1) & , & G - \text{curpol} \end{pmatrix}^T, & \text{if } L\text{constraint} = 1 \\ \begin{pmatrix} ? & , & ? \end{pmatrix}^T, & \text{if } L\text{constraint} = 2 \end{cases} \quad (167)$$

- The rotational-transform, τ , is computed by [tr00ab\(\)](#); and the enclosed currents, I and G , are computed by [curent\(\)](#).

early termination

- If $|\mathbf{f}| < \text{mupftol}$, then early termination is enforced (i.e., `iflag` is set to a negative integer). (See [ma02aa\(\)](#) for details of how [mp00ac\(\)](#) is called iteratively.)

Parameters

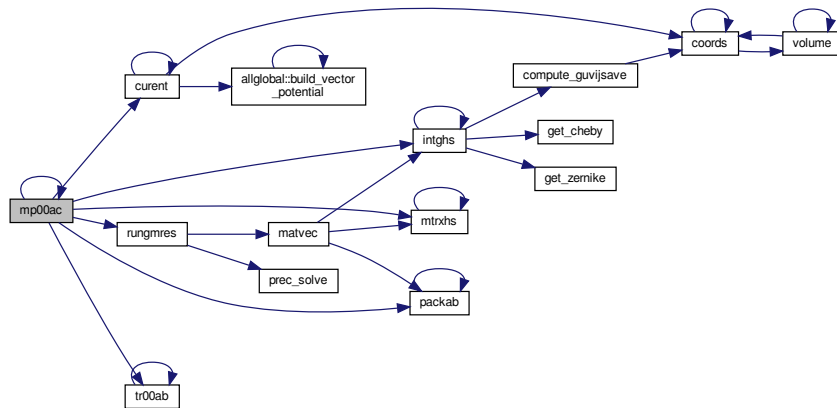
in	<i>Ndof</i>	
in	<i>Xdof</i>	
	<i>Fdof</i>	
	<i>Ddof</i>	
in	<i>Ldfjac</i>	
	<i>iflag</i>	indicates whether (i) <code>iflag=1</code> : "function" values are required; or (ii) <code>iflag=2</code> : "derivative" values are required

References [allglobal::adotx](#), [allglobal::ate](#), [allglobal::ato](#), [allglobal::aze](#), [allglobal::azo](#), [allglobal::cpus](#), [curent\(\)](#), [inputlist::curpol](#), [inputlist::curtor](#), [allglobal::ddotx](#), [allglobal::diotadxup](#), [allglobal::ditgpdxt](#), [allglobal::dma](#), [allglobal::dmas](#), [allglobal::dmb](#), [allglobal::dmd](#), [allglobal::dmds](#), [allglobal::dmg](#), [allglobal::dpflux](#), [allglobal::dtflux](#), [inputlist::epsgmres](#), [inputlist::epsilon](#), [allglobal::gmreslastsolution](#), [constants::half](#), [inputlist::helicity](#), [allglobal::idmas](#), [allglobal::im](#), [allglobal::imagneticok](#), [allglobal::in](#), [intghs\(\)](#), [inputlist::iota](#), [allglobal::iquad](#), [allglobal::ivol](#), [allglobal::jdmass](#), [allglobal::labintegral](#), [allglobal::lbbintegral](#), [inputlist::lconstraint](#), [allglobal::lcoordinatesingularity](#), [inputlist::lgmrespec](#), [allglobal::liluprecond](#), [inputlist::lmat solver](#), [allglobal::lplasmaregion](#), [inputlist::lrad](#), [allglobal::lvacuumregion](#), [numerical::machprec](#), [allglobal::mn](#), [allglobal::mns](#), [mp00ac\(\)](#), [allglobal::mpi_comm_spec](#), [mtrxhs\(\)](#), [inputlist::mu](#), [inputlist::mupftol](#), [allglobal::mvol](#), [allglobal::myid](#), [allglobal::nadof](#), [allglobal::ncpu](#), [allglobal::ndmas](#), [allglobal::ndmasmax](#),

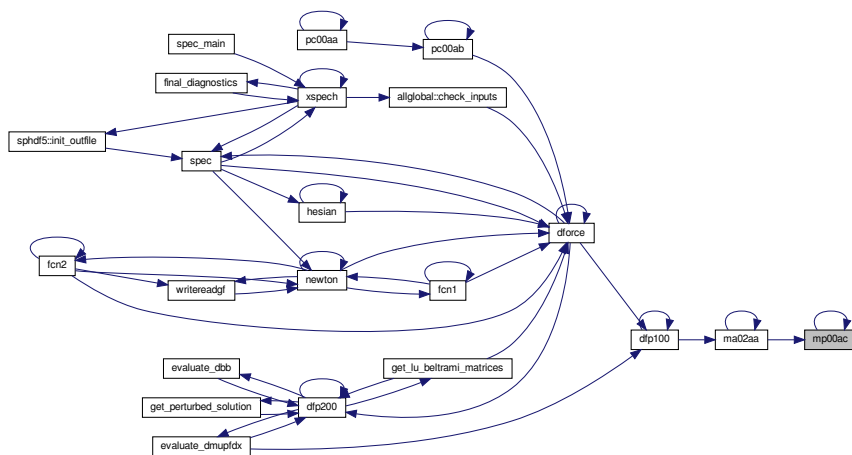
inputlist::nitergmres, allglobal::notmatrixfree, allglobal::notstellsym, allglobal::nt, inputlist::ntor, allglobal::nz, inputlist::oita, constants::one, fileunits::ounit, packab(), rungmres(), numerical::small, allglobal::solution, tr00ab(), inputlist::wmacros, allglobal::xoffset, allglobal::yesstellsym, and constants::zero.

Referenced by [ma02aa\(\)](#), and [mp00ac\(\)](#).

Here is the call graph for this function:



Here is the caller graph for this function:



8.14 Force-driver

Functions/Subroutines

- subroutine [newton](#) (NGdof, position, ihybrd)
Employs Newton method to find $\mathbf{F}(\mathbf{x}) = 0$, where $\mathbf{x} \equiv \{\text{geometry}\}$ and \mathbf{F} is defined in [dforce\(\)](#).
- subroutine [fcn1](#) (NGdof, xx, fvec, irevcn)
Objective to be given to the Newton solver, using only function values.
- subroutine [fcn2](#) (NGdof, xx, fvec, fjac, Ldfjac, irevcn)
Objective to be given to the Newton solver, using function values and derivatives.

8.14.1 Detailed Description

8.14.2 Function/Subroutine Documentation

8.14.2.1 newton() subroutine newton (
integer, intent(in) *NGdof*,
real, dimension(0:ngdof), intent(inout) *position*,
integer, intent(out) *ihybrd*)

Employs Newton method to find $\mathbf{F}(\mathbf{x}) = 0$, where $\mathbf{x} \equiv \{\text{geometry}\}$ and \mathbf{F} is defined in [dforce\(\)](#) .

Solves $\mathbf{F}(\xi) = 0$, where $\mathbf{F} \equiv \{[p + B^2/2]_{i,l}, I_{i,l}\}$ and $\xi \equiv \{R_{i,l}, Z_{i,l}\}$.

iterative, reverse communication loop

- The iterative, Newton search to find $\mathbf{x} \equiv \{\text{geometry}\} \equiv \{R_{i,l}, Z_{i,l}\}$ such that $\mathbf{F}(\mathbf{x}) = 0$, where \mathbf{F} and its derivatives, $\nabla_{\mathbf{x}}\mathbf{F}$, are calculated by [dforce\(\)](#) , is provided by either
 - C05NDF if *Lfindzero*=1 , which only uses function values; or
 - C05PDF if *Lfindzero*=2, which uses user-provided derivatives.
- The iterative search will terminate when the solution is within *c05xtol* of the true solution (see NAG documentation).
- The input variable *c05factor* is provided to determine the initial step bound (see NAG documentation).

logic, writing/reading from file

- Before proceeding with iterative search, [dforce\(\)](#) is called to determine the magnitude of the initial force imbalance, and if this is less than *forcetol* then the iterative search will not be performed.
- As the iterations proceed, [wrtend\(\)](#) will be called to save intermediate information (also see [xspech\(\)](#)).
- If the derivative matrix, $\nabla_{\mathbf{x}}\mathbf{F}$, is required, i.e. if *Lfindzero*=2 , and if *LreadGF*=T then the derivative matrix will initially be read from *.ext.sp.DF* , if it exists, or from *.ext.sp.DF* .
- As the iterations proceed, the derivative matrix will be written to *.ext.sp.DF* .

Parameters

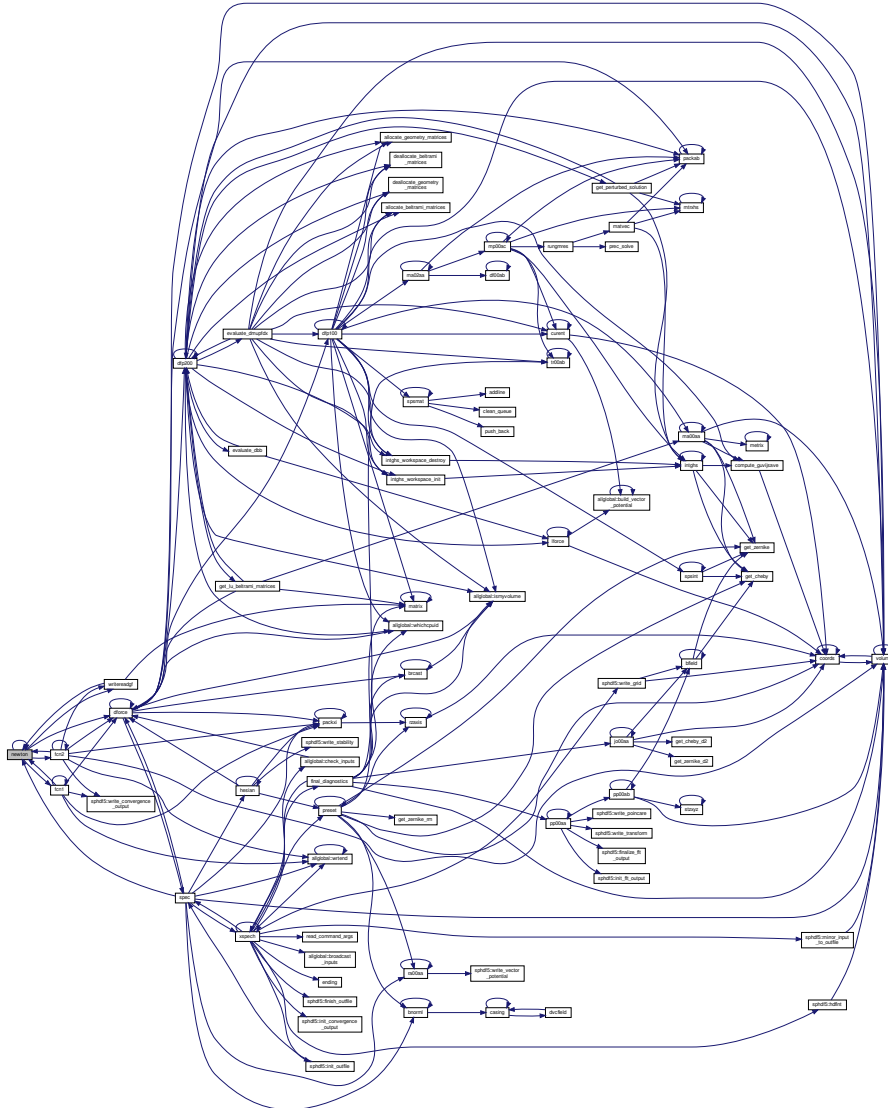
<i>in</i>	<i>NGdof</i>	
<i>in, out</i>	<i>position</i>	
<i>out</i>	<i>ihybrd</i>	

References [allglobal::bbe](#), [allglobal::bbo](#), [inputlist::c05factor](#), [inputlist::c05xmax](#), [inputlist::c05xtol](#), [allglobal::cpus](#), [allglobal::dbbdmp](#), [allglobal::dessian](#), [allglobal::dffdrz](#), [dforce\(\)](#), [allglobal::dmupfdx](#), [allglobal::energy](#), [fcn1\(\)](#), [fcn2\(\)](#), [allglobal::forceerr](#), [inputlist::forcetol](#), [allglobal::hessian](#), [inputlist::igeometry](#), [allglobal::iie](#), [allglobal::iio](#), [allglobal::im](#), [allglobal::in](#), [allglobal::irbc](#), [allglobal::irbs](#), [allglobal::izbc](#), [allglobal::izbs](#), [newtontime::lastcpu](#), [inputlist::lcheck](#), [inputlist::lfindzero](#), [allglobal::lgdof](#), [allglobal::lhessian2dallocated](#), [allglobal::lhessian3dallocated](#), [allglobal::lhessianallocated](#), [allglobal::localconstraint](#), [inputlist::lreadgf](#), [allglobal::mn](#), [allglobal::mpi_comm_spec](#),

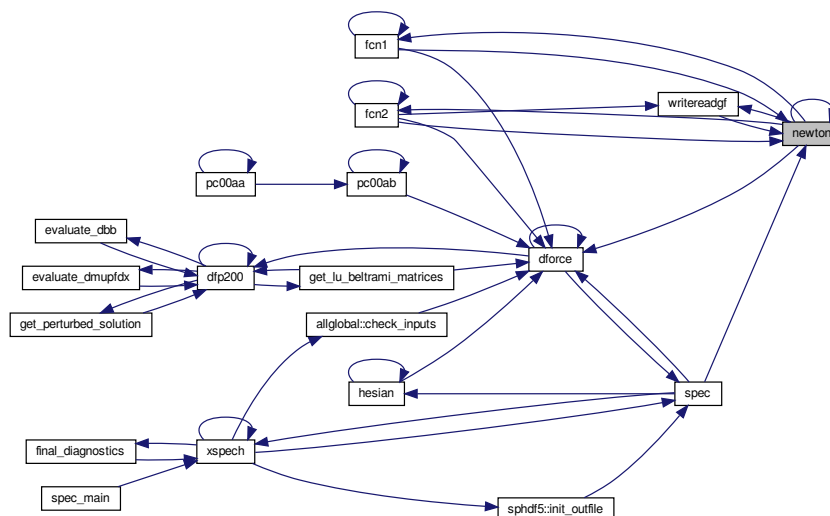
allglobal::mvol, allglobal::myid, allglobal::ncpu, newtontime::ndcalls, newton(), newtontime::nfcalls, allglobal::nfreeboundaryiterations, allglobal::notstelsym, inputlist::nvol, constants::one, fileunits::ounit, numerical::sqrtmachprec, constants::ten, constants::two, inputlist::wmacros, writereadgf(), and constants::zero.

Referenced by [fcn1\(\)](#), [fcn2\(\)](#), [newton\(\)](#), [spec\(\)](#), and [writereadgf\(\)](#).

Here is the call graph for this function:



Here is the caller graph for this function:



```

8.14.2.2 fcn1() subroutine fcn1 (
    integer, intent(in) NGdof,
    real, dimension(1:ngdof), intent(in) xx,
    real, dimension(1:ngdof), intent(out) fvec,
    integer, intent(in) irevcm )
  
```

Objective to be given to the Newton solver, using only function values.

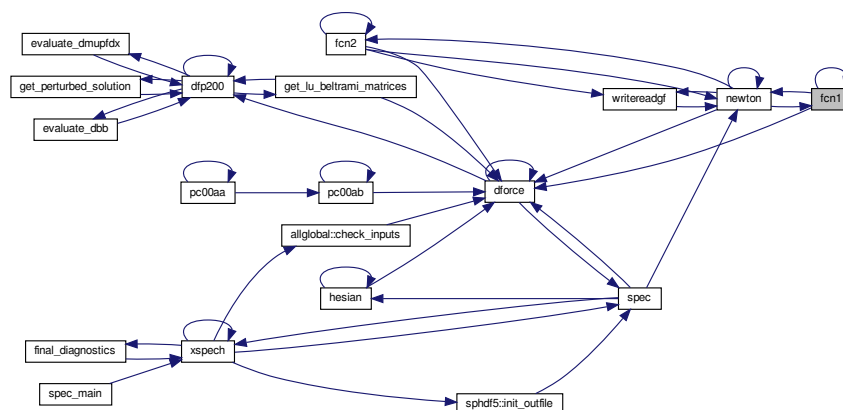
Parameters

in	<i>NGdof</i>	
in	<i>xx</i>	
out	<i>fvec</i>	
in	<i>irevcm</i>	

References [allglobal::bbe](#), [allglobal::bbo](#), [inputlist::c05factor](#), [inputlist::c05xmax](#), [inputlist::c05xtol](#), [allglobal::cpus](#), [allglobal::dbbdmp](#), [allglobal::dessian](#), [allglobal::dffdrz](#), [dforce\(\)](#), [allglobal::dmupfdx](#), [allglobal::energy](#), [fcn1\(\)](#), [allglobal::forceerr](#), [inputlist::forcetol](#), [allglobal::hessian](#), [inputlist::igeometry](#), [allglobal::iie](#), [allglobal::iio](#), [allglobal::im](#), [allglobal::in](#), [allglobal::irbc](#), [allglobal::irbs](#), [allglobal::izbc](#), [allglobal::izbs](#), [newtontime::lastcpu](#), [inputlist::lcheck](#), [inputlist::lfindzero](#), [allglobal::lgdof](#), [allglobal::lhessianallocated](#), [inputlist::lreadgf](#), [allglobal::mn](#), [allglobal::mpi_comm_spec](#), [allglobal::mvol](#), [allglobal::myid](#), [allglobal::ncpu](#), [newtontime::ndcalls](#), [newton\(\)](#), [newtontime::nfcalls](#), [allglobal::nfreeboundaryiterations](#), [allglobal::notstellsym](#), [inputlist::nvof](#), [constants::one](#), [fileunits::ounit](#), [packxi\(\)](#), [numerical::sqrtmachprec](#), [constants::ten](#), [constants::two](#), [inputlist::wmacros](#), [sphdf5::write_convergence_output\(\)](#), [allglobal::wrtend\(\)](#), and [constants::zero](#).

Referenced by [fcn1\(\)](#), and [newton\(\)](#).

Here is the caller graph for this function:



8.14.2.3 fcn2() subroutine fcn2 (
integer, intent(in) *NGdof*,
real, dimension(1:ngdof), intent(in) *xx*,
real, dimension(1:ngdof), intent(out) *fvec*,
real, dimension(1:ldfjac,1:ngdof), intent(out) *fjac*,
integer, intent(in) *Ldfjac*,
integer, intent(in) *irevcm*)

Objective to be given to the Newton solver, using function values and derivatives.

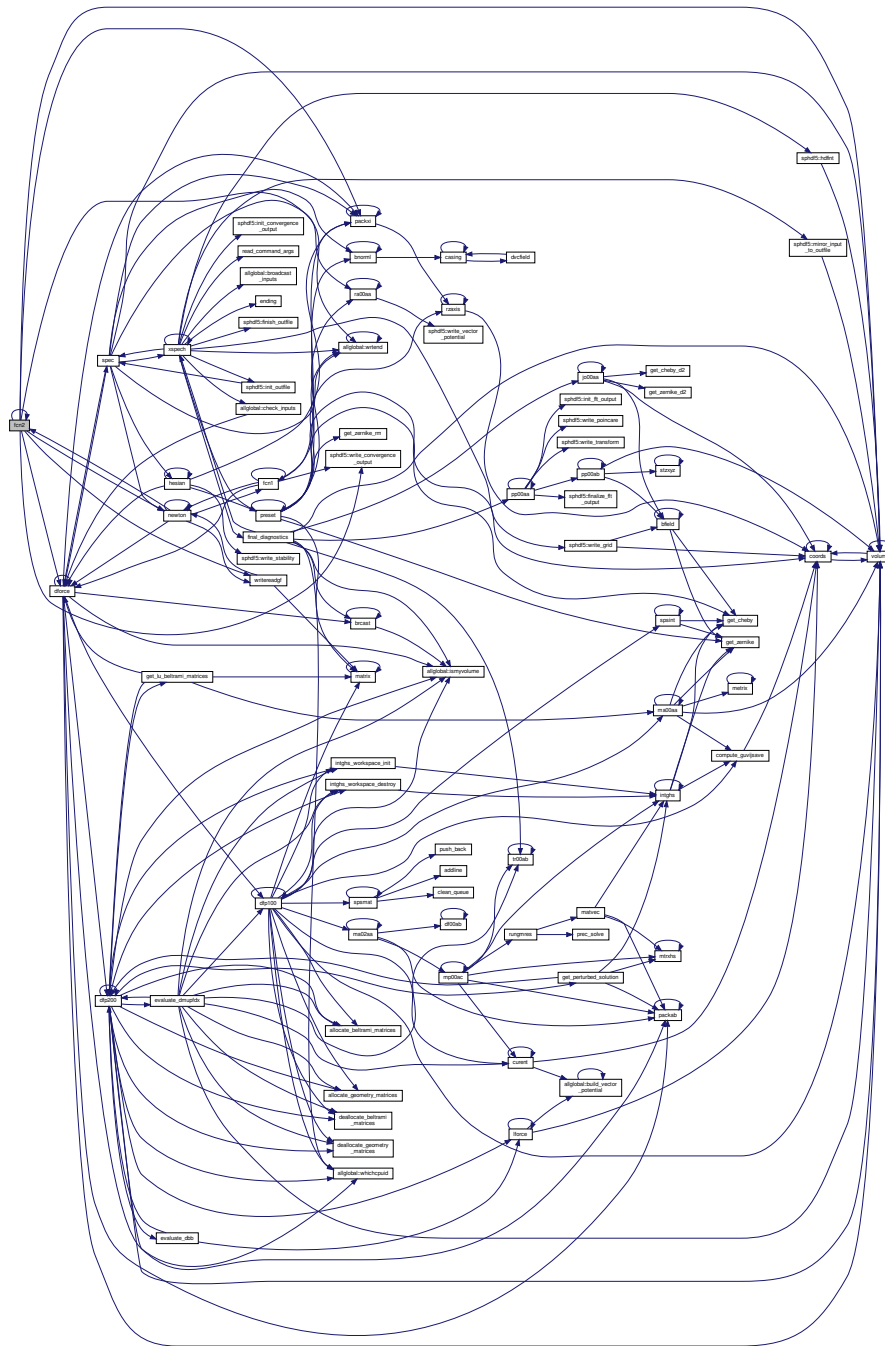
Parameters

in	<i>NGdof</i>	
in	<i>xx</i>	
out	<i>fvec</i>	
out	<i>fjac</i>	
in	<i>Ldfjac</i>	
in	<i>irevcm</i>	indicator for reverse communication; provided by solver to tell this method what to compute

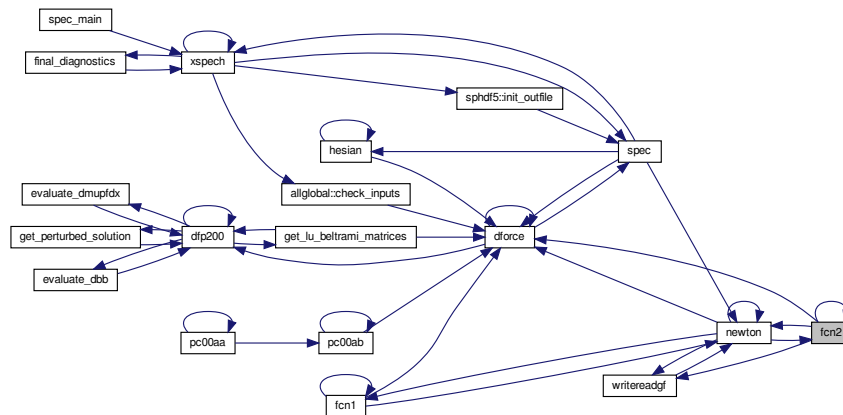
References [allglobal::bbe](#), [allglobal::bbo](#), [inputlist::c05factor](#), [inputlist::c05xmax](#), [inputlist::c05xtol](#), [allglobal::cpus](#), [allglobal::dbbdmp](#), [allglobal::dessian](#), [allglobal::dffdrz](#), [dforce\(\)](#), [allglobal::dmupfdx](#), [allglobal::energy](#), [fcn2\(\)](#), [allglobal::forceerr](#), [inputlist::forcetol](#), [allglobal::hessian](#), [inputlist::igeometry](#), [allglobal::iie](#), [allglobal::iio](#), [allglobal::im](#), [allglobal::in](#), [allglobal::irbc](#), [allglobal::irbs](#), [allglobal::izbc](#), [allglobal::izbs](#), [newtontime::lastcpu](#), [inputlist::lcheck](#), [inputlist::lfindzero](#), [allglobal::lgdof](#), [allglobal::lhessianallocated](#), [inputlist::lreadgf](#), [allglobal::mn](#), [allglobal::mpi_comm_spec](#), [allglobal::mvol](#), [allglobal::myid](#), [allglobal::ncpu](#), [newtontime::ndcalls](#), [newton\(\)](#), [newtontime::nfcalls](#), [allglobal::nfreeboundaryiterations](#), [allglobal::notstellsym](#), [inputlist::nvof](#), [constants::one](#), [fileunits::ounit](#), [packxi\(\)](#), [numerical::sqrtmachprec](#), [constants::ten](#), [constants::two](#), [volume\(\)](#), [inputlist::wmacros](#), [sphdf5::write_convergence_output\(\)](#), [writereadgf\(\)](#), [allglobal::wrtend\(\)](#), and [constants::zero](#).

Referenced by [fcn2\(\)](#), and [newton\(\)](#).

Here is the call graph for this function:



Here is the caller graph for this function:



8.15 "packing" of Beltrami field solution vector

Functions/Subroutines

- subroutine `packab` (packorunpack, lvol, NN, solution, nderiv)
Packs and unpacks Beltrami field solution vector.
- subroutine `packxi` (NGdof, position, Mvol, mn, iRbc, iZbs, iRbs, iZbc, packorunpack, LComputeDerivatives, LComputeAxis)
Packs, and unpacks, geometrical degrees of freedom; and sets coordinate axis.

8.15.1 Detailed Description

8.15.2 Function/Subroutine Documentation

8.15.2.1 packab() subroutine packab (
character, intent(in) packorunpack,
integer, intent(in) lvol,
integer, intent(in) NN,
real, dimension(1:nn) solution,
integer, intent(in) nderiv)

Packs and unpacks Beltrami field solution vector.

construction of "vector" of independent degrees of freedom

- Numerical routines for solving linear equations typically require the unknown, independent degrees of freedom to be "packed" into a vector, \mathbf{x} .
- The magnetic field is defined by the independent degrees of freedom in the Chebyshev-Fourier representation of the vector potential, $A_{\theta,e,i,l}$ and $A_{\zeta,e,i,l}$; and the non-stellarator-symmetric terms if relevant, $A_{\theta,o,i,l}$ and $A_{\zeta,o,i,l}$; and the Lagrange multipliers, a_i, b_i, c_i, d_i, e_i , etc. as required to enforce the constraints:

$$\mathbf{x} \equiv \{A_{\theta,e,i,l}, A_{\zeta,e,i,l}, A_{\theta,o,i,l}, A_{\zeta,o,i,l}, a_i, b_i, c_i, d_i, e_i, f_i, g_1, h_1\}. \quad (168)$$

- The "packing" index is assigned in `preset()`.

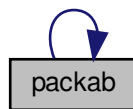
Parameters

<i>packorunpack</i>	
<i>lvol</i>	
<i>NN</i>	
<i>solution</i>	
<i>ideriv</i>	

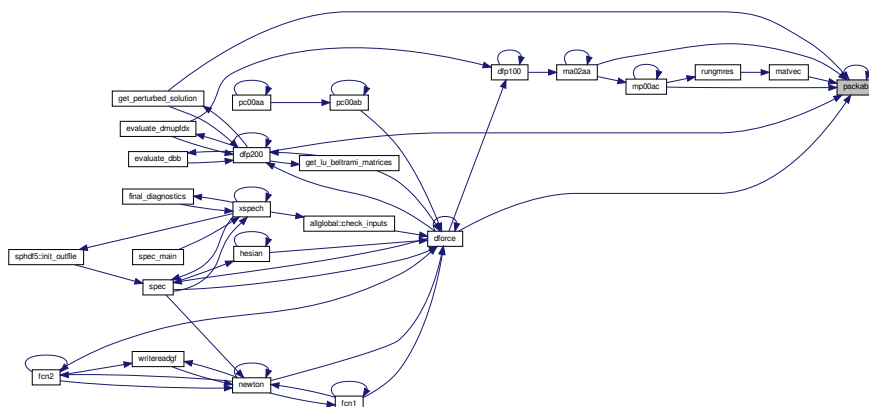
References [allglobal::ate](#), [allglobal::ato](#), [allglobal::aze](#), [allglobal::azo](#), [allglobal::cpus](#), [allglobal::im](#), [allglobal::in](#), [allglobal::lma](#), [allglobal::lmavalue](#), [allglobal::lmb](#), [allglobal::lmbvalue](#), [allglobal::lmc](#), [allglobal::lmcvalue](#), [allglobal::lmd](#), [allglobal::lmdvalue](#), [allglobal::lme](#), [allglobal::lmevalue](#), [allglobal::lmf](#), [allglobal::lmfvalue](#), [allglobal::img](#), [allglobal::imgvalue](#), [allglobal::lmh](#), [allglobal::lmhvalue](#), [inputlist::lrad](#), [allglobal::mn](#), [allglobal::mpi_comm_spec](#), [allglobal::myid](#), [allglobal::ncpu](#), [allglobal::notstelsym](#), [fileunits::ounit](#), [packab\(\)](#), [numerical::small](#), [allglobal::tt](#), [allglobal::yesstelsym](#), and [constants::zero](#).

Referenced by [dforce\(\)](#), [dfp200\(\)](#), [get_perturbed_solution\(\)](#), [ma02aa\(\)](#), [matvec\(\)](#), [mp00ac\(\)](#), and [packab\(\)](#).

Here is the call graph for this function:



Here is the caller graph for this function:



8.15.2.2 packxi() subroutine packxi (
integer, intent(in) *NGdof*,
real, dimension(0:ngdof) *position*,
integer, intent(in) *Mvol*,
integer, intent(in) *mn*,
real, dimension(1:mn,0:mvol) *iRbc*,
real, dimension(1:mn,0:mvol) *iZbs*,
real, dimension(1:mn,0:mvol) *iRbs*,
real, dimension(1:mn,0:mvol) *iZbc*,
character *packorunpack*,
logical, intent(in) *LComputeDerivatives*,
logical, intent(in) *LComputeAxis*)

Packs, and unpacks, geometrical degrees of freedom; and sets coordinate axis.

geometrical degrees of freedom

- The geometrical degrees-of-freedom, namely the $R_{j,v}$ and $Z_{j,v}$ where v labels the interface and j labels the Fourier harmonic, must be "packxi", and "unpackxi", into a single vector, ξ , so that standard numerical routines can be called to find solutions to force-balance, i.e. $\mathbf{F}[\xi] = 0$.
- A coordinate "pre-conditioning" factor is included:

$$\xi_k \equiv \frac{R_{j,v}}{\Psi_{j,v}}, \quad (169)$$

where $\Psi_{j,v} \equiv \text{psifactor}(j, v)$, which is defined in [global.f90](#).

coordinate axis

- The coordinate axis is not an independent degree-of-freedom of the geometry. It is constructed by extrapolating the geometry of the innermost interface down to a line.
- Note that if the coordinate axis depends only on the geometry of the innermost interface then the block tridiagonal structure of the the force-derivative matrix is preserved.
- Define the arc-length weighted averages,

$$R_0(\zeta) \equiv \frac{\int_0^{2\pi} R_1(\theta, \zeta) dl}{L(\zeta)}, \quad Z_0(\zeta) \equiv \frac{\int_0^{2\pi} Z_1(\theta, \zeta) dl}{L(\zeta)}, \quad (170)$$

where $L(\zeta) \equiv \int_0^{2\pi} dl$ and $dl \equiv \sqrt{\partial_\theta R_1(\theta, \zeta)^2 + \partial_\theta Z_1(\theta, \zeta)^2} d\theta$.

- Note that if dl does not depend on θ , i.e. if θ is the equal arc-length angle, then the expressions simplify.
- Note that the geometry of the coordinate axis thus constructed only depends on the geometry of the innermost interface, by which I mean that the geometry of the coordinate axis is independent of the angle parameterization.

some numerical comments

- First, the differential poloidal length, $dl \equiv \sqrt{R_\theta^2 + Z_\theta^2}$, is computed in real space using an inverse FFT from the Fourier harmonics of R and Z .
- Second, the Fourier harmonics of the dl are computed using an FFT. The integration over θ to construct $L \equiv \int dl$ is now trivial: just multiply the $m = 0$ harmonics of dl by 2π . The `ajk(1:mn)` variable is used.
- Next, the weighted $R dl$ and $Z dl$ are computed in real space, and the poloidal integral is similarly taken.
- Lastly, the Fourier harmonics are constructed using an FFT after dividing in real space.

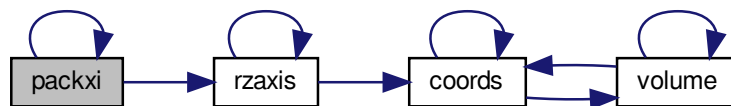
Parameters

in	<i>NGdof</i>	
	<i>position</i>	
in	<i>Mvol</i>	
in	<i>mn</i>	
	<i>iRbc</i>	
	<i>iZbs</i>	
	<i>iRbs</i>	
	<i>iZbc</i>	
	<i>packorunpack</i>	
in	<i>LComputeDerivatives</i>	
in	<i>LComputeAxis</i>	

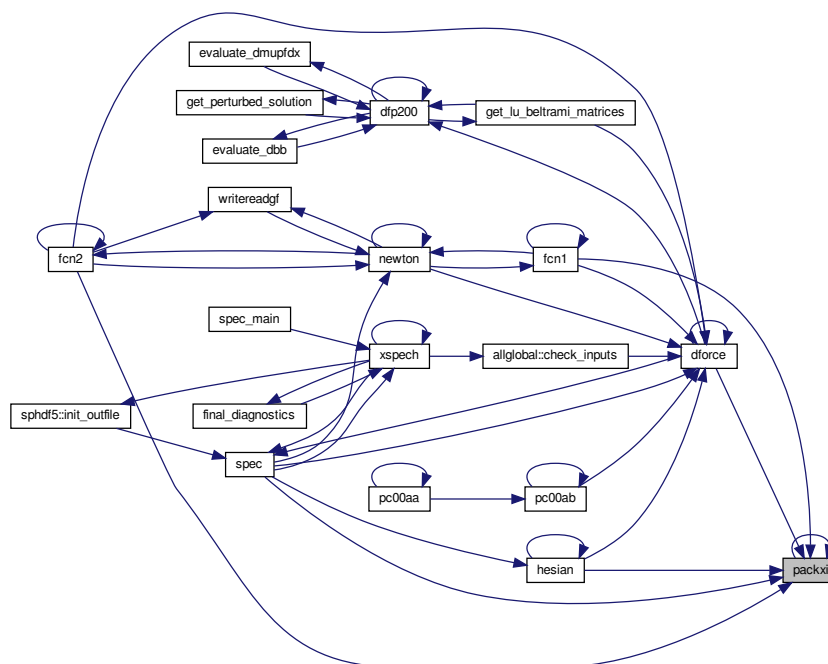
References [allglobal::ajk](#), [allglobal::cfmn](#), [allglobal::comn](#), [allglobal::cpus](#), [allglobal::efmn](#), [allglobal::evmn](#), [inputlist::igeometry](#), [allglobal::ijimag](#), [allglobal::jireal](#), [allglobal::im](#), [allglobal::in](#), [allglobal::irij](#), [allglobal::izij](#), [allglobal::jiimag](#), [allglobal::jireal](#), [inputlist::lfindzero](#), [allglobal::mpi_comm_spec](#), [allglobal::myid](#), [allglobal::ncpu](#), [allglobal::notstelsym](#), [allglobal::nt](#), [inputlist::ntor](#), [allglobal::ntz](#), [inputlist::nvol](#), [allglobal::nz](#), [allglobal::odmn](#), [allglobal::ofmn](#), [fileunits::ounit](#), [packxi\(\)](#), [allglobal::psifactor](#), [allglobal::rscale](#), [rzaxis\(\)](#), [allglobal::sfmn](#), [allglobal::simn](#), [allglobal::trij](#), [allglobal::tzij](#), [allglobal::yesstelsym](#), and [constants::zero](#).

Referenced by [dforce\(\)](#), [fcn1\(\)](#), [fcn2\(\)](#), [hesian\(\)](#), [packxi\(\)](#), and [spec\(\)](#).

Here is the call graph for this function:



Here is the caller graph for this function:



8.16 Conjugate-Gradient method

Functions/Subroutines

- subroutine [pc00aa](#) (NGdof, position, Nvol, mn, ie04dgf)
Use preconditioned conjugate gradient method to find minimum of energy functional.
- subroutine [pc00ab](#) (mode, NGdof, Position, Energy, Gradient, nstate, iuser, ruser)
Returns the energy functional and it's derivatives with respect to geometry.

8.16.1 Detailed Description

8.16.2 Function/Subroutine Documentation

8.16.2.1 [pc00aa\(\)](#) subroutine `pc00aa` (
integer, intent(in) *NGdof*,
real, dimension(0:ngdof), intent(inout) *position*,
integer, intent(in) *Nvol*,
integer, intent(in) *mn*,
integer *ie04dgf*)

Use preconditioned conjugate gradient method to find minimum of energy functional.

energy functional

The energy functional is described in [pc00ab\(\)](#) .

relevant input variables

- The following input variables control the operation of E04DGF :
 - `epsilon` : weighting of "spectral energy"; see [pc00ab\(\)](#)
 - `maxstep` : this is given to E04DGF for the Maximum Step Length
 - `maxiter` : upper limit on derivative calculations used in the conjugate gradient iterations
 - `verify` : if `verify=1`, then E04DGF will confirm user supplied gradients (provided by [pc00ab\(\)](#)) are correct;
- **Todo** Unfortunately, E04DGF seems to require approximately $3N$ function evaluations before proceeding to minimize the energy functional, where there are N degrees of freedom. I don't know how to turn this off!

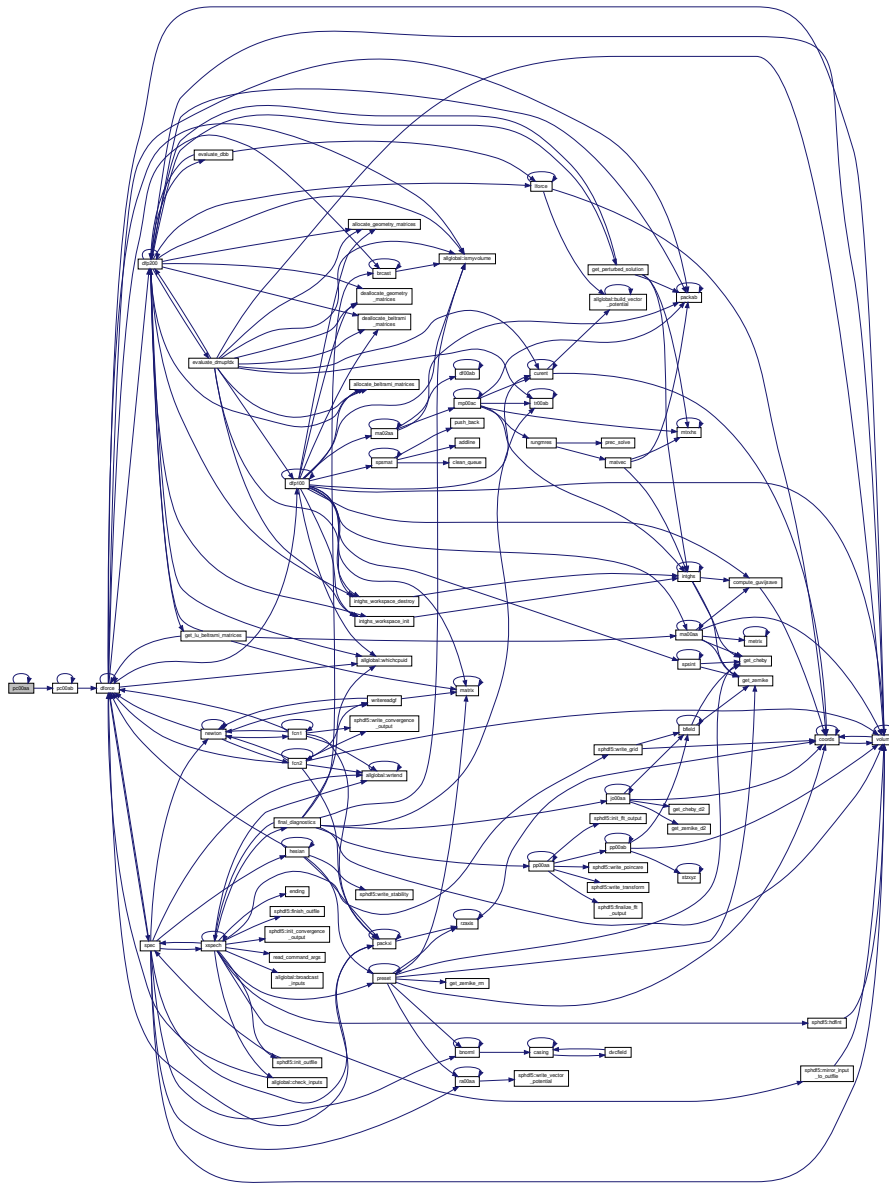
Parameters

<code>in</code>	<i>NGdof</i>	
<code>in, out</code>	<i>position</i>	
<code>in</code>	<i>Nvol</i>	
<code>in</code>	<i>mn</i>	
	<i>ie04dgf</i>	

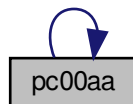
References [allglobal::cpus](#), [allglobal::energy](#), [allglobal::forceerr](#), [inputlist::forcetol](#), [allglobal::myid](#), [allglobal::ncpu](#), [fileunits::ounit](#), [pc00aa\(\)](#), [pc00ab\(\)](#), [constants::ten](#), and [constants::zero](#).

Referenced by [pc00aa\(\)](#).

Here is the call graph for this function:



Here is the caller graph for this function:



8.16.2.2 pc00ab() subroutine pc00ab (
integer mode,
integer NGdof,
real, dimension(1:ngdof) Position,
real Energy,
real, dimension(1:ngdof) Gradient,
integer nstate,
integer, dimension(1:2) iuser,
real, dimension(1:1) ruser)

Returns the energy functional and it's derivatives with respect to geometry.

Energy functional

- The energy functional is

$$F \equiv \sum_{l=1}^N \int_{\mathcal{V}} \left(\frac{p}{\gamma-1} + \frac{B^2}{2} \right) dv, \quad (171)$$

where $N \equiv \text{Nvol}$ is the number of interfaces.

- Assuming that the toroidal and poloidal fluxes, ψ_t and ψ_p , the helicity, \mathcal{K} , the helicity multiplier, μ , and/or the interface rotational-transforms, ι , are appropriately constrained, the Beltrami fields in each volume depend only the geometry of the adjacent interfaces. So, the energy functional is assumed to be a function of "position", i.e. $F = F(R_{l,j}, Z_{l,j})$.
- Introducing a fictitious time, t , the position may be advanced according to

$$\begin{aligned} \frac{\partial R_j}{\partial t} &\equiv -\frac{\partial}{\partial R_j} \sum_{l=1}^N \int \left(\frac{p}{\gamma-1} + \frac{B^2}{2} \right) dv, \\ \frac{\partial Z_j}{\partial t} &\equiv -\frac{\partial}{\partial Z_j} \sum_{l=1}^N \int \left(\frac{p}{\gamma-1} + \frac{B^2}{2} \right) dv. \end{aligned} \quad (172)$$

- There remain degrees of freedom in the angle representation of the interfaces.

Spectral energy minimization

- Consider variations which do not affect the geometry of the surfaces,

$$\delta R = R_\theta u, \quad (173)$$

$$\delta Z = Z_\theta u, \quad (174)$$

where u is a angle variation.

- The corresponding variation in each of the Fourier harmonics is

$$\delta R_j \equiv \oint \oint d\theta d\zeta R_\theta u \cos \alpha_j, \quad (175)$$

$$\delta Z_j \equiv \oint \oint d\theta d\zeta Z_\theta u \sin \alpha_j, \quad (176)$$

- Following Hirshman et al., introducing the normalized spectral width

$$M \equiv \frac{\sum_j (m_j^p + n_j^q) (R_{l,j}^2 + Z_{l,j}^2)}{\sum_j (R_{l,j}^2 + Z_{l,j}^2)}, \quad (177)$$

- Using the notation

$$N \equiv \sum_j \lambda_j (R_{l,j}^2 + Z_{l,j}^2), \quad (178)$$

$$D \equiv \sum_j (R_{l,j}^2 + Z_{l,j}^2), \quad (179)$$

where $\lambda_j \equiv m_j^p + n_j^q$, the variation in the normalized spectral width is

$$\delta M = (\delta N - M \delta D) / D. \quad (180)$$

- For tangential variations,

$$\delta N = 2 \iiint d\theta d\zeta u \left(R_\theta \sum_j \lambda_j R_j \cos \alpha_j + Z_\theta \sum_j \lambda_j Z_j \sin \alpha_j \right), \quad (181)$$

$$\delta D = 2 \iiint d\theta d\zeta u \left(R_\theta \sum_j R_j \cos \alpha_j + Z_\theta \sum_j Z_j \sin \alpha_j \right). \quad (182)$$

- The "tangential spectral-width descent direction" is thus

$$\frac{\partial u}{\partial t} = - \left[R_\theta \sum_j (\lambda_j - M) R_j \cos \alpha_j / D + Z_\theta \sum_j (\lambda_j - M) Z_j \sin \alpha_j / D \right]. \quad (183)$$

- This suggests that position should be advanced according to

$$\frac{\partial R_j}{\partial t} \equiv - \frac{\partial}{\partial R_j} \sum_{l=1}^N \int \left(\frac{p}{\gamma - 1} + \frac{B^2}{2} \right) dv - [R_\theta (R_\theta X + Z_\theta Y)]_j, \quad (184)$$

$$\frac{\partial Z_j}{\partial t} \equiv - \frac{\partial}{\partial Z_j} \sum_{l=1}^N \int \left(\frac{p}{\gamma - 1} + \frac{B^2}{2} \right) dv - [Z_\theta (R_\theta X + Z_\theta Y)]_j, \quad (185)$$

where $X \equiv \sum_j (\lambda_j - M) R_j \cos \alpha_j / D$ and $Y \equiv \sum_j (\lambda_j - M) Z_j \sin \alpha_j / D$.

numerical implementation

- The spectral condensation terms,

$$R_\theta (R_\theta X + Z_\theta Y) = \sum_{j,k,l} m_j m_k (\lambda_l - M) R_j (+R_k R_l \sin \alpha_j \sin \alpha_k \cos \alpha_l - Z_k Z_l \sin \alpha_j \cos \alpha_k \sin \alpha_l) \quad (186)$$

$$Z_\theta (R_\theta X + Z_\theta Y) = \sum_{j,k,l} m_j m_k (\lambda_l - M) Z_j (-R_k R_l \cos \alpha_j \sin \alpha_k \cos \alpha_l + Z_k Z_l \cos \alpha_j \cos \alpha_k \sin \alpha_l) \quad (187)$$

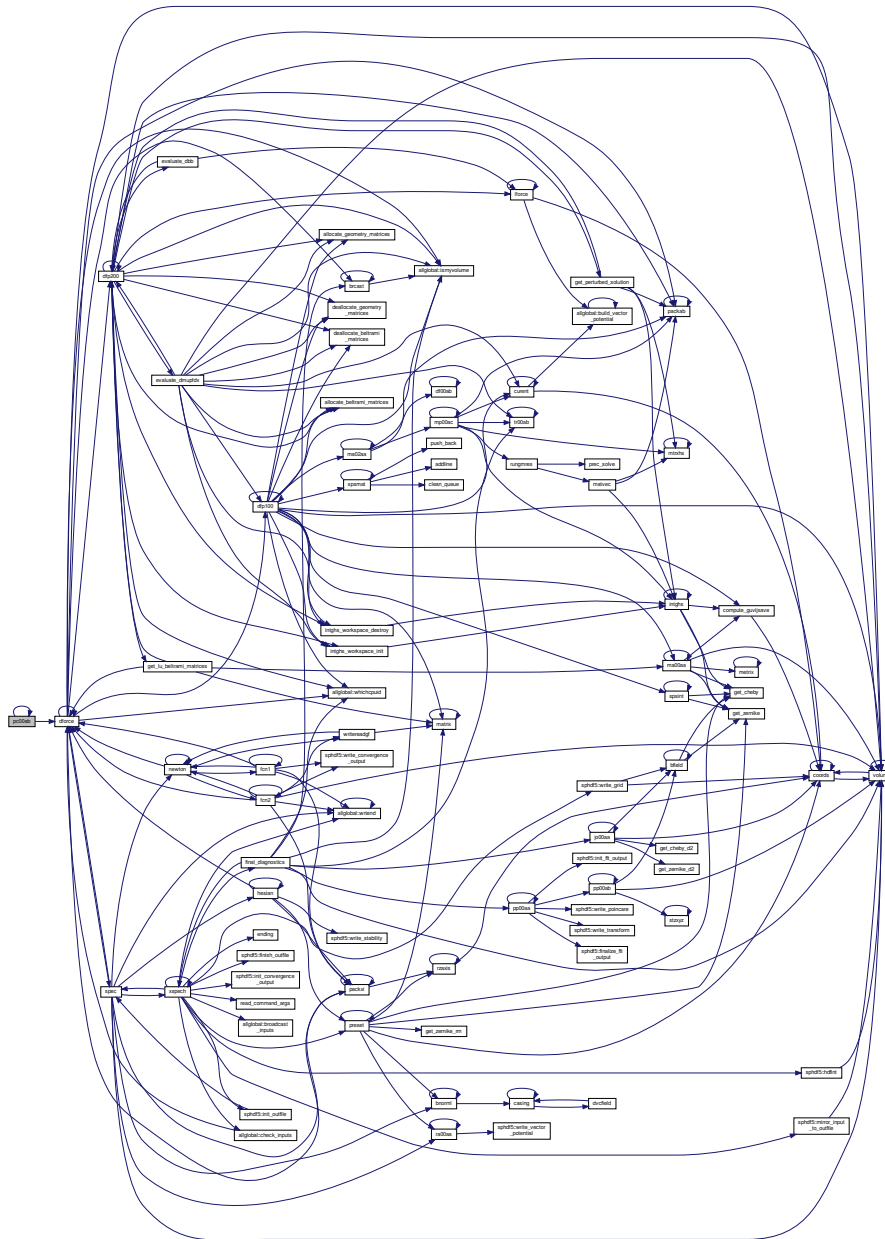
are calculated using triple angle expressions...

Todo IT IS VERY LIKELY THAT FFTs WOULD BE FASTER!!!

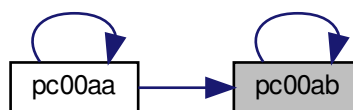
References [allglobal::cpus](#), [allglobal::dbbdrz](#), [dforce\(\)](#), [allglobal::diidrz](#), [inputlist::epsilon](#), [allglobal::forceerr](#), [inputlist::forcetol](#), [constants::half](#), [inputlist::igeometry](#), [allglobal::lbbintegral](#), [allglobal::mn](#), [allglobal::myid](#), [inputlist::nvol](#), [constants::one](#), [fileunits::ounit](#), [pc00ab\(\)](#), [allglobal::yesstelsym](#), and [constants::zero](#).

Referenced by [pc00aa\(\)](#), and [pc00ab\(\)](#).

Here is the call graph for this function:



Here is the caller graph for this function:



8.17 Initialization of the code

Functions/Subroutines

- subroutine `preset`
Allocates and initializes internal arrays.

8.17.1 Detailed Description

8.17.2 Function/Subroutine Documentation

8.17.2.1 `preset()` subroutine `preset`

Allocates and initializes internal arrays.

LGdof and NGdof : number of geometrical degrees-of-freedom

- `LGdof` \equiv the number of degrees-of-freedom in the geometry (i.e. Fourier harmonics) of each interface
- `NGdof` \equiv total number of degrees-of-freedom in geometry, i.e. of all interfaces

iota and oita: rotational transform on interfaces

- The input variables `iota` and `oita` are the rotational transform on "inner-side" and on the "outer-side" of each interface.
- These quantities are formally inputs.
- Note that if $q_l + \gamma q_r \neq 0$, then `iota` is given by

$$t \equiv \frac{p_l + \gamma p_r}{q_l + \gamma q_r}, \quad (188)$$

where $p_l \equiv p_l$, $q_l \equiv q_l$, etc.; and similarly for `oita`.

dtflux(1:Mvol) and dpflux(1:Mvol): enclosed fluxes

- `dtflux` $\equiv \Delta\psi_{tor}/2\pi$ and `dpflux` $\equiv \Delta\psi_{pol}/2\pi$ in each volume.
- Note that the total toroidal flux enclosed by the plasma boundary is $\Phi_{edge} \equiv \text{phiedge}$.
- $\psi_{tor} \equiv \text{tflux}$ and $\psi_{pol} \equiv \text{pflux}$ are immediately normalized (in `readin()`) according to $\psi_{tor,i} \rightarrow \psi_{tor,i}/\psi_0$ and $\psi_{pol,i} \rightarrow \psi_{pol,i}/\psi_0$, where $\psi_0 \equiv \psi_{tor,N}$ on input.

sweight(1:Mvol): star-like angle constraint weight

- the "star-like" poloidal angle constraint weights (only required for toroidal geometry, i.e. `Igeometry=3`) are given by

$$\text{sweight}_v \equiv \text{upsilon} \times (l_v/N_{vol})^w, \quad (189)$$

where l_v is the volume number, and $w \equiv \text{wpoloidal}$.

TT(0:Mrad,0:1,0:1): Chebyshev polynomials at inner/outer interface

- `TT(0:Lrad,0:1,0:1)` gives the Chebyshev polynomials, and their first derivative, evaluated at $s = -1$ and $s = +1$.
- Precisely, `TT(l,i,d)` $\equiv T_l^{(d)}(s_i)$ for $s_0 = -1$ and $s_1 = +1$.
- Note that $T_l^{(0)}(s) = s^l$ and $T_l^{(1)}(s) = s^{l+1}l^2$ for $s = \pm 1$.
- Note that

$$T_l(-1) = \begin{cases} +1, & \text{if } l \text{ is even,} \\ -1, & \text{if } l \text{ is odd;} \end{cases} \quad T_l(+1) = \begin{cases} +1, & \text{if } l \text{ is even,} \\ +1, & \text{if } l \text{ is odd;} \end{cases} \quad (190)$$

$$T_l'(-1) = \begin{cases} -l^2, & \text{if } l \text{ is even,} \\ +l^2, & \text{if } l \text{ is odd;} \end{cases} \quad T_l'(s) = \begin{cases} +l^2, & \text{if } l \text{ is even,} \\ +l^2, & \text{if } l \text{ is odd.} \end{cases} \quad (191)$$

- `TT(0:Mrad,0:1,0:1)` is used in routines that explicitly require interface information, such as
 - the interface force-balance routine, `lforce()`
 - the virtual casing routine, `casing()`
 - computing the rotational-transform on the interfaces, `tr00ab()`
 - computing the covariant components of the interface magnetic field, `sc00aa()`
 - enforcing the constraints on the Beltrami fields, `matrix()` and
 - computing the enclosed currents of the vacuum field, `curent()`.

ImagneticOK(1:Mvol): Beltrami/vacuum error flag

- error flags that indicate if the magnetic field in each volume has been successfully constructed
- `ImagneticOK` is initialized to `.false.` in `dforce()` before the Beltrami solver routines are called. If the construction of the Beltrami field is successful (in either `ma02aa()` or `mp00ac()`) then `ImagneticOK` is set to `.true.`

Lhessianallocated

- The internal logical variable, `Lhessianallocated`, indicates whether the "Hessian" matrix of second-partial derivatives (really, the first derivatives of the force-vector) has been allocated, or not!

ki(1:mn,0:1): Fourier identification

- Consider the "abbreviated" representation for a double Fourier series,

$$\sum_i f_i \cos(m_i \theta - n_i \zeta) \equiv \sum_{n=0}^{N_0} f_{0,n} \cos(-n\zeta) + \sum_{m=1}^{M_0} \sum_{n=-N_0}^{N_0} f_{m,n} \cos(m\theta - n\zeta), \quad (192)$$

and the same representation but with enhanced resolution,

$$\sum_k \bar{f}_k \cos(\bar{m}_k \theta - \bar{n}_k \zeta) \equiv \sum_{n=0}^{N_1} f_{0,n} \cos(-n\zeta) + \sum_{m=1}^{M_1} \sum_{n=-N_1}^{N_1} f_{m,n} \cos(m\theta - n\zeta), \quad (193)$$

with $M_1 \geq M_0$ and $N_1 \geq N_0$; then $k_i \equiv \text{ki}(i,0)$ is defined such that $\bar{m}_{k_i} = m_i$ and $\bar{n}_{k_i} = n_i$.

kija(1:mn,1:mn,0:1), kijs(1:mn,1:mn,0:1): Fourier identification

- Consider the following quantities, which are computed in [ma00aa\(\)](#), where $\bar{g}^{\mu\nu} = \sum_k \bar{g}_k^{\mu\nu} \cos \alpha_k$ for $\alpha_k \equiv m_k \theta - n_k \zeta$,

$$\oint \oint \oint d\theta d\zeta \bar{g}^{\mu\nu} \cos \alpha_i \cos \alpha_j = \frac{1}{2} \oint \oint \oint d\theta d\zeta \bar{g}^{\mu\nu} (+\cos \alpha_{k_{ij+}} + \cos \alpha_{k_{ij-}}), \quad (194)$$

$$\oint \oint \oint d\theta d\zeta \bar{g}^{\mu\nu} \cos \alpha_i \sin \alpha_j = \frac{1}{2} \oint \oint \oint d\theta d\zeta \bar{g}^{\mu\nu} (+\sin \alpha_{k_{ij+}} - \sin \alpha_{k_{ij-}}), \quad (195)$$

$$\oint \oint \oint d\theta d\zeta \bar{g}^{\mu\nu} \sin \alpha_i \cos \alpha_j = \frac{1}{2} \oint \oint \oint d\theta d\zeta \bar{g}^{\mu\nu} (+\sin \alpha_{k_{ij+}} + \sin \alpha_{k_{ij-}}), \quad (196)$$

$$\oint \oint \oint d\theta d\zeta \bar{g}^{\mu\nu} \sin \alpha_i \sin \alpha_j = \frac{1}{2} \oint \oint \oint d\theta d\zeta \bar{g}^{\mu\nu} (-\cos \alpha_{k_{ij+}} + \cos \alpha_{k_{ij-}}), \quad (197)$$

where $(m_{k_{ij+}}, n_{k_{ij+}}) = (m_i + m_j, n_i + n_j)$ and $(m_{k_{ij-}}, n_{k_{ij-}}) = (m_i - m_j, n_i - n_j)$; then $k_{ija}(i, j, 0) \equiv k_{ij+}$ and $k_{ijs}(i, j, 0) \equiv k_{ij-}$.

- Note that Eqn. (193) does not include $m < 0$; so, if $m_i - m_j < 0$ then k_{ij-} is re-defined such that $(m_{k_{ij-}}, n_{k_{ij-}}) = (m_j - m_i, n_j - n_i)$; and similarly for the case $m = 0$ and $n < 0$. Also, take care that the sign of the sine harmonics in the above expressions will change for these cases.

djkp**iotakki****cheby(0:Lrad,0:2): Chebyshev polynomial workspace**

- `cheby(0:Lrad,0:2)` is global workspace for computing the Chebyshev polynomials, and their derivatives, using the recurrence relations $T_0(s) = 1$, $T_1(s) = s$ and $T_l(s) = 2sT_{l-1}(s) - T_{l-2}(s)$.
- These are computed as required, i.e. for arbitrary s , in [bfield\(\)](#), [jo00aa\(\)](#) and [ma00aa\(\)](#).
- Note that the quantities required for [ma00aa\(\)](#) are for fixed s , and so these quantities should be precomputed.

Iquad, gaussianweight, gaussianabscissae: Gauss-Legendre quadrature

- The volume integrals are computed using a "Fourier" integration over the angles and by Gauss-Legendre quadrature over the radial, i.e. $\int f(s)ds = \sum_k \omega_k f(s_k)$.
- The quadrature resolution in each volume is give by `Iquad(1:Mvol)` which is determined as follows:
 - if `Nquad.gt.0`, then `Iquad(vvol)=Nquad`
 - if `Nquad.le.0` and `.not.Lcoordinatesingularity`, then `Iquad(vvol)=2*Lrad(vvol)-Nquad`
 - if `Nquad.le.0` and `Lcoordinatesingularity`, then `Iquad(vvol)=2*Lrad(vvol)-Nquad+Mpol`
- The Gaussian weights and abscissae are given by `gaussianweight(1:maxIquad,1:Mvol)` and `gaussianabscissae(1:maxIquad,1:Mvol)`, which are computed using modified Numerical Recipes routine `gauleg()`.
- `Iquad_v` is passed through to [ma00aa\(\)](#) to compute the volume integrals of the metric elements; also see [jo00aa\(\)](#), where `Iquad_v` is used to compute the volume integrals of $\|\nabla \times \mathbf{B} - \mu \mathbf{B}\|$.

LBsequad, LBnewton and LBlinear

- `LBsequad`, `LBnewton` and `LBlinear` depend simply on `LBeltrami`, which is described in [global.f90](#).

BBweight(1:mn): weighting of force-imbalance harmonics

- weight on force-imbalance harmonics;

$$\text{BBweight}_i \equiv \text{opsilon} \times \exp[-\text{escale} \times (m_i^2 + n_i^2)] \quad (198)$$

- this is only used in `dforce()` in constructing the force-imbalance vector

mmpp(1:mn): spectral condensation weight factors

- spectral condensation weight factors;

$$\text{mmpp}(i) \equiv m_i^p, \quad (199)$$

where $p \equiv \text{pcondense}$.

NAdof, Ate, Aze, Ato and Azo: degrees-of-freedom in magnetic vector potential

- `NAdof(1:Mvol)` \equiv total number of degrees-of-freedom in magnetic vector potential, including Lagrange multipliers, in each volume. This can be deduced from `matrix()`.
- The components of the vector potential, $\mathbf{A} = A_\theta \nabla + A_\zeta \nabla \zeta$, are

$$A_\theta(s, \theta, \zeta) = \sum_{i,l} A_{\theta,e,i,l} \bar{T}_{l,i}(s) \cos \alpha_i + \sum_{i,l} A_{\theta,o,i,l} \bar{T}_{l,i}(s) \sin \alpha_i, \quad (200)$$

$$A_\zeta(s, \theta, \zeta) = \sum_{i,l} A_{\zeta,e,i,l} \bar{T}_{l,i}(s) \cos \alpha_i + \sum_{i,l} A_{\zeta,o,i,l} \bar{T}_{l,i}(s) \sin \alpha_i, \quad (201)$$

where $\bar{T}_{l,i}(s) \equiv \bar{s}^{m_i/2} T_l(s)$, $T_l(s)$ is the Chebyshev polynomial, and $\alpha_j \equiv m_j \theta - n_j \zeta$. The regularity factor, $\bar{s}^{m_i/2}$, where $\bar{s} \equiv (1+s)/2$, is only included if there is a coordinate singularity in the domain (i.e. only in the innermost volume, and only in cylindrical and toroidal geometry.)

- The Chebyshev-Fourier harmonics of the covariant components of the magnetic vector potential are kept in

$$A_{\theta,e,i,l} \equiv \text{Ate}(v, 0, j) \%s(1), \quad (202)$$

$$A_{\zeta,e,i,l} \equiv \text{Aze}(v, 0, j) \%s(1), \quad (203)$$

$$A_{\theta,o,i,l} \equiv \text{Ato}(v, 0, j) \%s(1), \text{ and} \quad (204)$$

$$A_{\zeta,o,i,l} \equiv \text{Azo}(v, 0, j) \%s(1); \quad (205)$$

where $v = 1, \text{Mvol}$ labels volume, $j = 1, \text{mn}$ labels Fourier harmonic, and $l = 0, \text{Lrad}(v)$ labels Chebyshev polynomial. (These arrays also contains derivative information.)

- If `Linitguess=1`, a guess for the initial state for the Beltrami fields is constructed. An initial state is required for iterative solvers of the Beltrami fields, see `LBeltrami`.
- If `Linitguess=2`, the initial state for the Beltrami fields is read from file (see `ra00aa()`). An initial state is required for iterative solvers of the Beltrami fields, see `LBeltrami`.

workspace

goomne, goomno: metric information These are defined in [metrix\(\)](#) , and used in [ma00aa\(\)](#).

gssmne, gssmno: metric information These are defined in [metrix\(\)](#) , and used in [ma00aa\(\)](#).

gstmne, gstmno: metric information These are defined in [metrix\(\)](#) , and used in [ma00aa\(\)](#).

gszmne, gszmno: metric information These are defined in [metrix\(\)](#) , and used in [ma00aa\(\)](#).

gttmne, gttmno: metric information These are defined in [metrix\(\)](#) , and used in [ma00aa\(\)](#).

gtzmne, gtzmno: metric information These are defined in [metrix\(\)](#) , and used in [ma00aa\(\)](#).

gzzmne, gzzmno: metric information These are defined in [metrix\(\)](#) , and used in [ma00aa\(\)](#).

cosi(1:Ntz,1:mn) and sini(1:Ntz,1:mn)

- Trigonometric factors used in various Fast Fourier transforms, where

$$\text{cosi}_{j,i} = \cos(m_i\theta_j - n_i\zeta_j), \quad (206)$$

$$\text{sini}_{j,i} = \sin(m_i\theta_j - n_i\zeta_j). \quad (207)$$

psifactor(1:mn,1:Mvol): coordinate "pre-conditioning" factor

- In toroidal geometry, the coordinate "pre-conditioning" factor is

$$f_{j,v} \equiv \begin{cases} \psi_{t,v}^0 & , \text{ for } m_j = 0, \\ \psi_{t,v}^{m_j/2} & , \text{ otherwise.} \end{cases} \quad (208)$$

where $\psi_{t,v} \equiv \text{tflux}$ is the (normalized?) toroidal flux enclosed by the v -th interface.

- `psifactor` is used in [packxi\(\)](#), [dforce\(\)](#) and [hesian\(\)](#).
- `inifactor` is similarly constructed, with

$$f_{j,v} \equiv \begin{cases} \psi_{t,v}^{1/2} & , \text{ for } m_j = 0, \\ \psi_{t,v}^{m_j/2} & , \text{ otherwise.} \end{cases} \quad (209)$$

and used only for the initialization of the surfaces taking into account axis information if provided.

Bsupumn and Bsupvmn**diotadxup and glambda: transformation to straight fieldline angle**

- Given the Beltrami fields in any volume, the rotational-transform on the adjacent interfaces may be determined (in [tr00ab\(\)](#)) by constructing the straight fieldline angle on the interfaces.
- The rotational transform on the inner or outer interface of a given volume depends on the magnetic field in that volume, i.e. $\tau_{\pm} = \tau(\mathbf{B}_{\pm})$, so that

$$\delta\tau_{\pm} = \frac{\partial\tau_{\pm}}{\partial\mathbf{B}_{\pm}} \cdot \delta\mathbf{B}_{\pm}. \quad (210)$$

- The magnetic field depends on the Fourier harmonics of both the inner and outer interface geometry (represented here as x_j), the helicity multiplier, and the enclosed poloidal flux, i.e. $\mathbf{B}_\pm = \mathbf{B}_\pm(x_j, \mu, \Delta\psi_p)$, so that

$$\delta\mathbf{B}_\pm = \frac{\partial\mathbf{B}_\pm}{\partial x_j} \delta x_j + \frac{\partial\mathbf{B}_\pm}{\partial \mu} \delta \mu + \frac{\partial\mathbf{B}_\pm}{\partial \Delta\psi_p} \delta \Delta\psi_p. \quad (211)$$

- The rotational-transforms, thus, can be considered to be functions of the geometry, the helicity-multiplier and the enclosed poloidal flux, $\tau_\pm = \tau_\pm(x_j, \mu, \Delta\psi_p)$.
- The rotational-transform, and its derivatives, on the inner and outer interfaces of each volume is stored in `diotadxup(0:1,-1:2,1:Mvol)`. The indices label:
 - the first index labels the inner or outer interface,
 - the the second one labels derivative, with
 - * -1 : indicating the derivative with respect to the interface geometry, i.e. $\frac{\partial\tau_\pm}{\partial x_j}$,
 - * 0 : the rotational-transform itself,
 - * 1,2 : the derivatives with respect to μ and $\Delta\psi_p$, i.e. $\frac{\partial\tau_\pm}{\partial \mu}$ and $\frac{\partial\tau_\pm}{\partial \Delta\psi_p}$;
 - The third index labels volume.
- The values of `diotadxup` are assigned in `mp00aa()` after calling `tr00ab()`.

vvolume, IBBintegral and IABintegral

- volume integrals

$$\text{vvolume}(i) = \int_{V_i} dv \quad (212)$$

$$\text{lBBintegral}(i) = \int_{V_i} \mathbf{B} \cdot \mathbf{B} dv \quad (213)$$

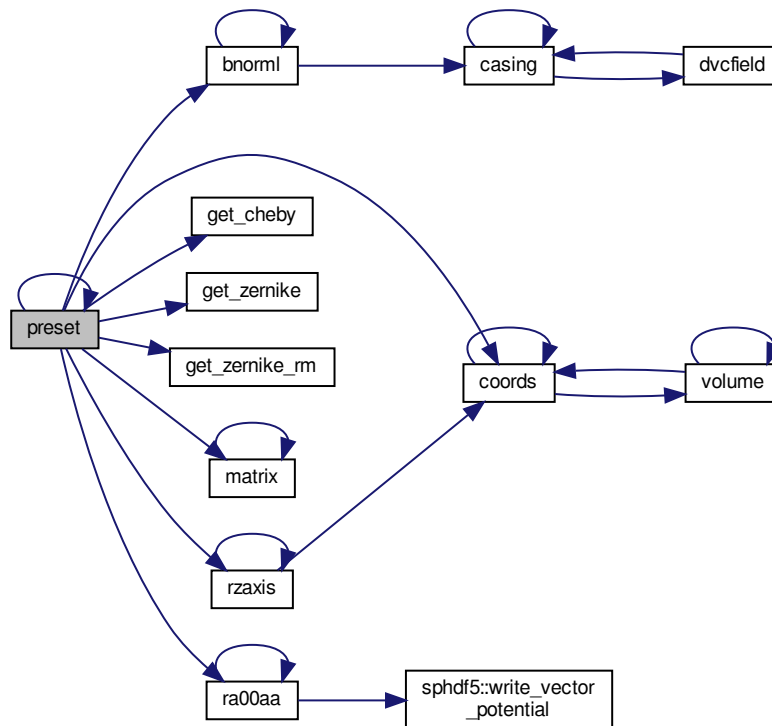
$$\text{lABintegral}(i) = \int_{V_i} \mathbf{A} \cdot \mathbf{B} dv \quad (214)$$

References `allglobal::ajk`, `allglobal::ate`, `allglobal::ato`, `allglobal::aze`, `allglobal::azo`, `allglobal::bbe`, `allglobal::bbo`, `allglobal::bbweight`, `allglobal::beltramierror`, `allglobal::bemn`, `allglobal::blowermn`, `allglobal::bloweromn`, `inputlist::bnc`, `bnorml()`, `inputlist::bns`, `allglobal::bomn`, `allglobal::bsupumn`, `allglobal::bsupvmn`, `allglobal::btmn`, `allglobal::btomn`, `allglobal::bzemn`, `allglobal::bzomn`, `allglobal::cfmn`, `allglobal::cheby`, `allglobal::comn`, `coords()`, `allglobal::cosi`, `fftw_interface::cplxin`, `fftw_interface::cplxout`, `allglobal::cpus`, `allglobal::diotadxup`, `allglobal::ditgpdxt`, `allglobal::dijkm`, `allglobal::djkp`, `allglobal::dpflux`, `allglobal::dradr`, `allglobal::dradz`, `allglobal::drbc`, `allglobal::drbs`, `allglobal::drij`, `allglobal::drodr`, `allglobal::drodz`, `allglobal::dtflux`, `allglobal::dxyz`, `allglobal::dzadr`, `allglobal::dzadz`, `allglobal::dzbc`, `allglobal::dzbs`, `allglobal::dzij`, `allglobal::dzodr`, `allglobal::dzodz`, `allglobal::efmn`, `inputlist::escale`, `allglobal::evmn`, `inputlist::forcetol`, `allglobal::fse`, `allglobal::fso`, `allglobal::gaussianabscissae`, `allglobal::gaussianweight`, `get_cheby()`, `get_zernike()`, `get_zernike_rm()`, `allglobal::glambda`, `allglobal::gmreslastsolution`, `constants::goldenmean`, `allglobal::goomne`, `allglobal::goomno`, `allglobal::gssmne`, `allglobal::gssmno`, `allglobal::gstmne`, `allglobal::gstmno`, `allglobal::gszmne`, `allglobal::gszmno`, `allglobal::gteta`, `allglobal::gttmne`, `allglobal::gttmno`, `allglobal::gtzmne`, `allglobal::gtzmno`, `allglobal::guvij`, `allglobal::gvuij`, `allglobal::gzeta`, `allglobal::gzzmne`, `allglobal::gzzmno`, `constants::half`, `allglobal::halfmm`, `inputlist::helicity`, `allglobal::hnt`, `allglobal::hnz`, `allglobal::ibnc`, `allglobal::ibns`, `allglobal::iemn`, `inputlist::igeometry`, `allglobal::iie`, `allglobal::iio`, `allglobal::ijimag`, `allglobal::ijreal`, `allglobal::im`, `allglobal::imagneticok`, `allglobal::ime`, `inputlist::impol`, `allglobal::ims`, `allglobal::in`, `allglobal::ine`, `allglobal::inifactor`, `allglobal::ins`, `inputlist::intor`, `allglobal::iomn`, `inputlist::iota`, `allglobal::iotakadd`, `allglobal::iotakkii`, `allglobal::iotaksgn`, `allglobal::iotaksub`, `allglobal::ipdtdpf`, `allglobal::iquad`, `allglobal::irbc`, `allglobal::irbs`, `allglobal::irij`, `inputlist::istellsym`, `allglobal::ivnc`, `allglobal::ivns`, `inputlist::ivolume`, `allglobal::izbc`, `allglobal::izbs`, `allglobal::izij`, `allglobal::jiimag`, `allglobal::jireal`, `allglobal::jkimag`, `allglobal::jkreal`, `allglobal::jxyz`, `allglobal::ki`, `allglobal::kija`, `allglobal::kijj`, `allglobal::kijjimag`, `allglobal::kjreal`, `allglobal::labintegral`, `allglobal::lbbintegral`, `inputlist::lbeltrami`, `allglobal::lblear`, `allglobal::lbnwton`, `allglobal::lbsequad`, `inputlist::lcheck`, `inputlist::lconstraint`, `allglobal::lcoordinatesingularity`, `inputlist::lfindzero`,

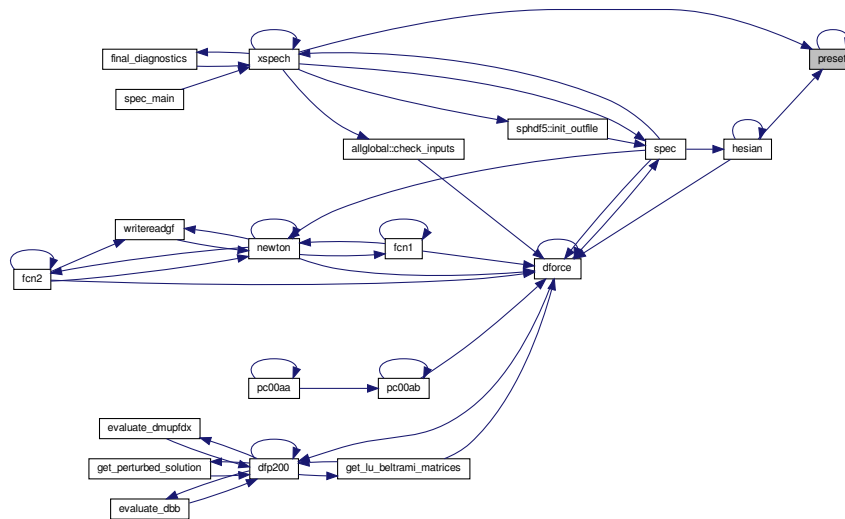
inputlist::lfreebound, allglobal::lgdof, inputlist::lgmresprec, allglobal::lhessianallocated, inputlist::lhevalues, inputlist::lhevectors, inputlist::lhmatrix, allglobal::liluprecond, inputlist::linitgues, inputlist::linitialize, allglobal::lma, inputlist::lmatsolver, allglobal::lmavalue, allglobal::lmb, allglobal::lmbvalue, allglobal::lmc, allglobal::lmcvalue, allglobal::lmd, allglobal::lmdvalue, allglobal::lme, allglobal::lmevalue, allglobal::lmf, allglobal::lmfvalue, allglobal::lmg, allglobal::lmgvalue, allglobal::lmh, allglobal::lmhvalue, allglobal::lmns, allglobal::lmpol, allglobal::lntor, allglobal::localconstraint, inputlist::lp, inputlist::lperturbed, inputlist::lq, inputlist::lrad, inputlist::lreflect, matrix(), inputlist::maxrndgues, allglobal::mmpp, allglobal::mn, allglobal::mne, allglobal::mns, inputlist::mpol, inputlist::mregular, inputlist::mu, constants::mu0, allglobal::mvol, allglobal::myid, allglobal::nadof, inputlist::ndiscrete, allglobal::ndmas, allglobal::ndmasmax, allglobal::nfielddof, inputlist::nfp, allglobal::ngdof, allglobal::notmatrixfree, allglobal::notstellsym, inputlist::nppts, inputlist::nquad, allglobal::nt, inputlist::ntor, allglobal::ntz, inputlist::nvol, allglobal::nxyz, allglobal::nz, allglobal::odmn, allglobal::ofmn, inputlist::oita, constants::one, inputlist::epsilon, fileunits::ounit, inputlist::pcondense, allglobal::pemn, inputlist::pflux, inputlist::phiedge, constants::pi2, allglobal::pi2nfp, allglobal::pi2pi2nfp, allglobal::pi2pi2nfphalf, allglobal::pi2pi2nfpquart, inputlist::pl, fftw_interface::planb, fftw_interface::planf, allglobal::pomn, inputlist::pr, preset(), allglobal::psifactor, inputlist::ql, inputlist::qr, constants::quart, ra00aa(), inputlist::rac, inputlist::ras, inputlist::rbc, inputlist::rbs, allglobal::regumm, allglobal::rij, inputlist::rp, inputlist::rq, allglobal::rscale, allglobal::rtm, allglobal::rtt, inputlist::rwc, inputlist::rws, raxis(), allglobal::semn, allglobal::sfmn, allglobal::sg, allglobal::simn, allglobal::sini, numerical::small, allglobal::smpol, allglobal::sntor, allglobal::somn, allglobal::sontz, numerical::sqrtmachprec, allglobal::sweight, inputlist::tflux, allglobal::trij, allglobal::tt, allglobal::tzij, inputlist::upsilon, inputlist::vnc, inputlist::vns, numerical::vsmall, allglobal::vvolume, inputlist::wpoloidal, allglobal::yesstellsym, inputlist::zac, inputlist::zas, inputlist::zbc, inputlist::zbs, allglobal::zernike, constants::zero, allglobal::zij, inputlist::zwc, and inputlist::zws.

Referenced by [hesian\(\)](#), [preset\(\)](#), and [xspech\(\)](#).

Here is the call graph for this function:



Here is the caller graph for this function:



8.18 Output file(s)

Modules

- module [sphdf5](#)
writing the HDF5 output file

Functions/Subroutines

- subroutine **allglobal::wrtend**
Write the restart file *ext.sp.end*.
- subroutine **heslan** (NGdof, position, Mvol, mn, LGdof)
Computes eigenvalues and eigenvectors of derivative matrix, $\nabla_{x_i} \mathbf{F}$.
- subroutine **writereadgf** (readorwrite, NGdof, ireadhessian)
read or write force-derivative matrix *.ext.sp.DF*
- subroutine **ra00aa** (writeorread)
Writes vector potential to *.ext.sp.A*.
- subroutine **sphdf5::init_outfile**
Initialize the interface to the HDF5 library and open the output file.
- subroutine **sphdf5::mirror_input_to_outfile**
Mirror input variables into output file.
- subroutine **sphdf5::init_convergence_output**
Prepare convergence evolution output.
- subroutine **sphdf5::write_convergence_output** (nDcalls, ForceErr)
Write convergence output (evolution of interface geometry, force, etc).
- subroutine **sphdf5::write_grid**
Write the magnetic field on a grid.
- subroutine **sphdf5::initflt_output** (numTrajTotal)
Initialize field line tracing output group and create array datasets.

- subroutine `sphdf5::write_poincare` (offset, data, success)
Write a hyperslab of Poincare data corresponding to the output of one parallel worker.
- subroutine `sphdf5::write_transform` (offset, length, lvol, diotadxup, fiota)
Write the rotational transform output from field line following.
- subroutine `sphdf5::finalizeflt_output`
Finalize Poincare output.
- subroutine `sphdf5::write_vector_potential` (sumLrad, allAte, allAze, allAto, allAzo)
Write the magnetic vector potential Fourier harmonics to the output file group `/vector_potential`.
- subroutine `sphdf5::write_stability` (ohessian, evalr, evali, evecr, NGdof)
Write the final state of the equilibrium to the output file.
- subroutine `sphdf5::finish_outfile`
Close all open HDF5 objects (we know of) and list any remaining still-open objects.

8.18.1 Detailed Description

8.18.2 Function/Subroutine Documentation

8.18.2.1 hesian() subroutine hesian (
integer, intent(in) *NGdof*,
real, dimension(0:ngdof) *position*,
integer, intent(in) *Mvol*,
integer, intent(in) *mn*,
integer, intent(in) *LGdof*)

Computes eigenvalues and eigenvectors of derivative matrix, $\nabla_{\mathbf{x}_i} \mathbf{F}$.

Parameters

in	<i>NGdof</i>	number of global degrees of freedom
in, out	<i>position</i>	internal geometrical degrees of freedom
in	<i>Mvol</i>	total number of volumes in computation
in	<i>mn</i>	number of Fourier harmonics
in	<i>LGdof</i>	what is this?

construction of Hessian matrix

- The routine `dforce()` is used to compute the derivatives, with respect to interface geometry, of the force imbalance harmonics, $[[p + B^2/2]]_j$, which may be considered to be the "physical" constraints, and if `Igeometry==3` then also the derivatives of the "artificial" spectral constraints, $I_j \equiv (R_\theta X + Z_\theta Y)_j$.
- The input variable `Lconstraint` determines how the enclosed fluxes, $\Delta\psi_t$ and $\Delta\psi_p$, and the helicity multiplier, μ , vary as the geometry is varied; see `global.f90` and `mp00ac()` for more details.

construction of eigenvalues and eigenvectors

- If `LHevalues==T` then the eigenvalues of the Hessian are computed using the NAG routine `F02EBF`.

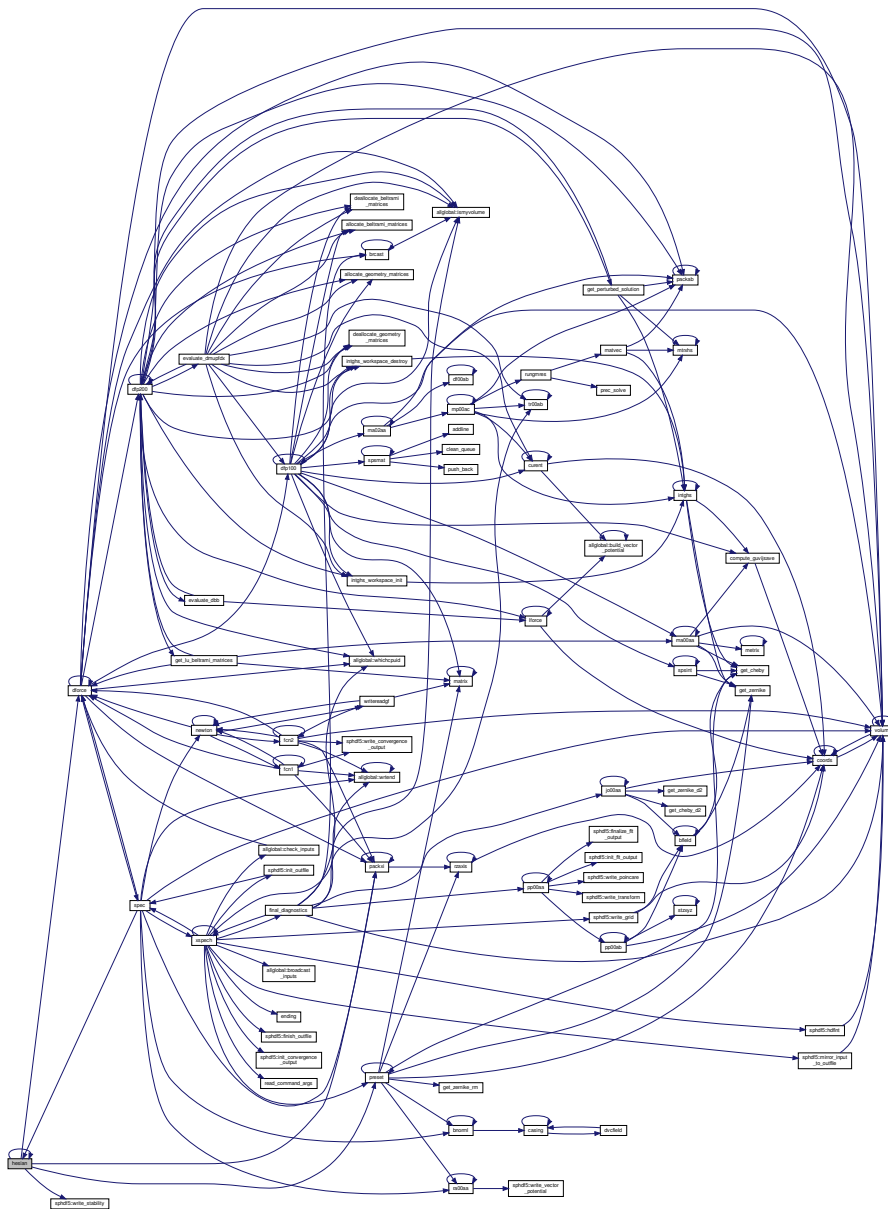
- If `LHevectors==T` then the eigenvalues *and* the eigenvectors of the Hessian are computed.
- Note that if `Igeometry==3`, then the derivative-matrix also contains information regarding how the "artificial" spectral constraints vary with geometry; so, the eigenvalues and eigenvectors are not purely "physical".
- The eigenvalues and eigenvectors (if required) are written to the file `.ext.GF.ev` as follows:


```
open(hunit,file=trim(get_hidden(ext))//".GF.ev",status="unknown",form="unformatted")
write(hunit)ngdof,ldvr,ldvi      ! integers; if only the eigenvalues were computed then Ldvr=Ldvi=1;
write(hunit)evalr(1:ngdof)     ! reals ; real      part of eigenvalues;
write(hunit)evali(1:ngdof)     ! reals ; imaginary part of eigenvalues;
write(hunit)evecr(1:ngdof,1:ngdof) ! reals ; real      part of eigenvalues; only if Ldvr=NGdof;
write(hunit)eveci(1:ngdof,1:ngdof) ! reals ; imaginary part of eigenvalues; only if Ldvi=NGdof;
close(hunit)
```
- The eigenvectors are saved in columns of `evecr`, `eveci`, as described by the NAG documentation for F02EBF.

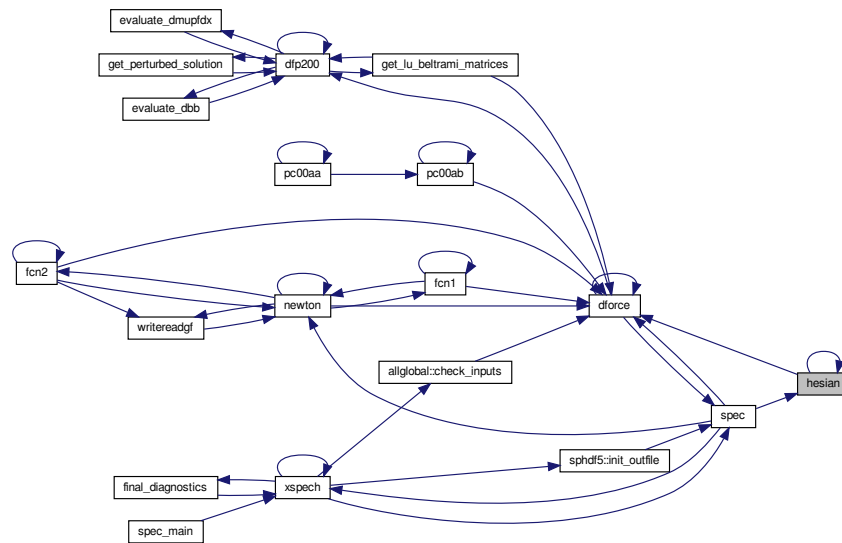
References [allglobal::cpus](#), [allglobal::dbbdmp](#), [allglobal::dbbdrz](#), [allglobal::denegydr](#), [allglobal::denegydrz](#), [allglobal::denegydzr](#), [allglobal::denegydzs](#), [allglobal::dessian](#), [allglobal::dessian2d](#), [allglobal::dffdrz](#), [dforce\(\)](#), [allglobal::dmupfdx](#), [inputlist::dpp](#), [inputlist::dqg](#), [allglobal::drbc](#), [allglobal::drbs](#), [allglobal::dzbc](#), [allglobal::dzbs](#), [allglobal::energy](#), [constants::half](#), [allglobal::hdffdrz](#), [inputlist::helicity](#), [hessian\(\)](#), [allglobal::hessian](#), [allglobal::hessian2d](#), [fileunits::hunit](#), [inputlist::igeometry](#), [allglobal::im](#), [allglobal::in](#), [allglobal::irbc](#), [allglobal::irbs](#), [allglobal::izbc](#), [allglobal::izbs](#), [allglobal::lbbintegral](#), [inputlist::lcheck](#), [inputlist::lconstraint](#), [inputlist::lfindzero](#), [inputlist::lfreebound](#), [allglobal::lhessian2dallocated](#), [allglobal::lhessian3dallocated](#), [allglobal::lhessianallocated](#), [inputlist::lhevalues](#), [inputlist::lhevectors](#), [inputlist::lhmatrix](#), [allglobal::localconstraint](#), [inputlist::lperturbed](#), [allglobal::mpi_comm_spec](#), [inputlist::mu](#), [fileunits::munit](#), [allglobal::myid](#), [allglobal::ncpu](#), [allglobal::notstelsym](#), [inputlist::nvol](#), [constants::one](#), [fileunits::ounit](#), [packxi\(\)](#), [inputlist::pflux](#), [preset\(\)](#), [allglobal::psifactor](#), [numerical::small](#), [numerical::sqrtmachprec](#), [constants::ten](#), [constants::two](#), [numerical::vsmall](#), [inputlist::wmacros](#), [sphdf5::write_stability\(\)](#), [allglobal::yesstelsym](#), and [constants::zero](#).

Referenced by [hessian\(\)](#), and [spec\(\)](#).

Here is the call graph for this function:



Here is the caller graph for this function:



8.18.2.2 writereadgf() subroutine writereadgf (
 character, intent(in) readorwrite,
 integer, intent(in) NGdof,
 integer, intent(out) ireadhessian)

read or write force-derivative matrix .ext.sp.DF

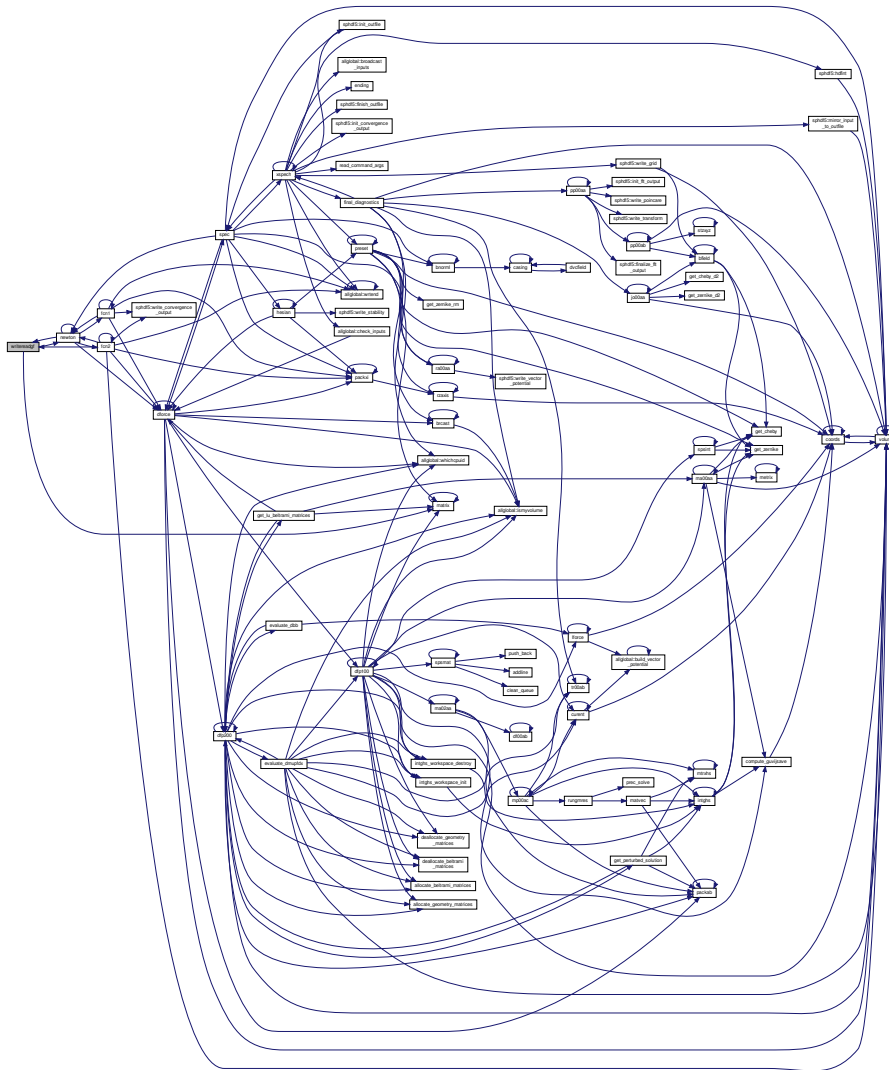
Parameters

in	<i>readorwrite</i>	
in	<i>NGdof</i>	
out	<i>ireadhessian</i>	

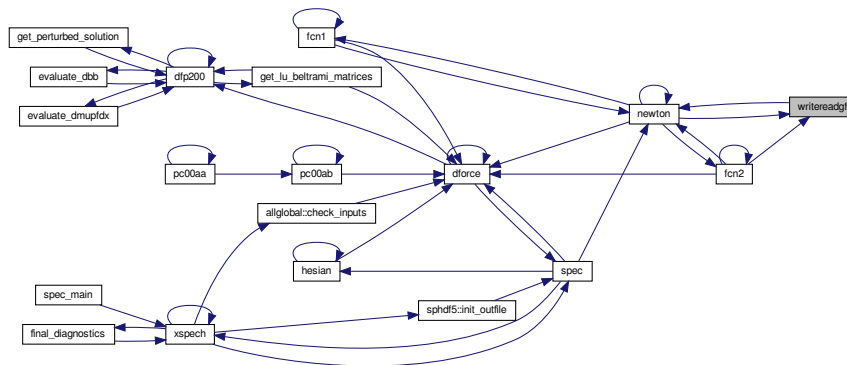
References [allglobal::cpus](#), [fileunits::dunit](#), [allglobal::hessian](#), [inputlist::igeometry](#), [allglobal::im](#), [allglobal::in](#), [inputlist::istellsym](#), [inputlist::ifreebound](#), [allglobal::lhessianallocated](#), [matrix\(\)](#), [allglobal::mn](#), [allglobal::mpi_comm_spec](#), [inputlist::mpol](#), [allglobal::myid](#), [newton\(\)](#), [inputlist::ntor](#), [inputlist::nvol](#), [fileunits::ounit](#), and [constants::zero](#).

Referenced by [fcn2\(\)](#), and [newton\(\)](#).

Here is the call graph for this function:



Here is the caller graph for this function:



8.18.2.3 ra00aa() subroutine ra00aa (
character, intent(in) writeorread)

Writes vector potential to .ext.sp.A .

representation of vector potential

- The components of the vector potential, $\mathbf{A} = A_\theta \nabla + A_\zeta \nabla \zeta$, are

$$A_\theta(s, \theta, \zeta) = \sum_{i,l} A_{\theta,e,i,l} \bar{T}_{l,i}(s) \cos \alpha_i + \sum_{i,l} A_{\theta,o,i,l} \bar{T}_{l,i}(s) \sin \alpha_i, \quad (215)$$

$$A_\zeta(s, \theta, \zeta) = \sum_{i,l} A_{\zeta,e,i,l} \bar{T}_{l,i}(s) \cos \alpha_i + \sum_{i,l} A_{\zeta,o,i,l} \bar{T}_{l,i}(s) \sin \alpha_i, \quad (216)$$

where $\bar{T}_{l,i}(s) \equiv \bar{s}^{m_i/2} T_l(s)$, $T_l(s)$ is the Chebyshev polynomial, and $\alpha_j \equiv m_j \theta - n_j \zeta$. The regularity factor, $\bar{s}^{m_i/2}$, where $\bar{s} \equiv (1+s)/2$, is only included if there is a coordinate singularity in the domain (i.e. only in the innermost volume, and only in cylindrical and toroidal geometry.)

file format

- The format of the files containing the vector potential is as follows:

```
open(aunit, file=trim(get_hidden(ext))//".sp.A", status="replace", form="unformatted" )
write(aunit) mvol, mpol, ntor, mn, nfp ! integers;
write(aunit) im(1:mn) ! integers; poloidal modes;
write(aunit) in(1:mn) ! integers; toroidal modes;
do vvol = 1, mvol ! integers; loop over volumes;
write(aunit) lrad(vvol) ! integers; the radial resolution in each volume may be different;
do ii = 1, mn
write(aunit) ate(vvol,ii)%s(0:lrad(vvol)) ! reals;
write(aunit) aze(vvol,ii)%s(0:lrad(vvol)) ! reals;
write(aunit) ato(vvol,ii)%s(0:lrad(vvol)) ! reals;
write(aunit) azo(vvol,ii)%s(0:lrad(vvol)) ! reals;
enddo ! end of do ii;
enddo ! end of do vvol;
close(aunit)
```

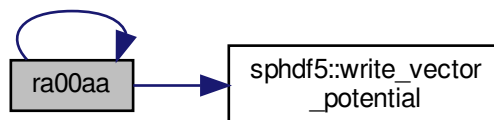
Parameters

in	writeorread	'W' to write the vector potential; 'R' to read it
----	-------------	---

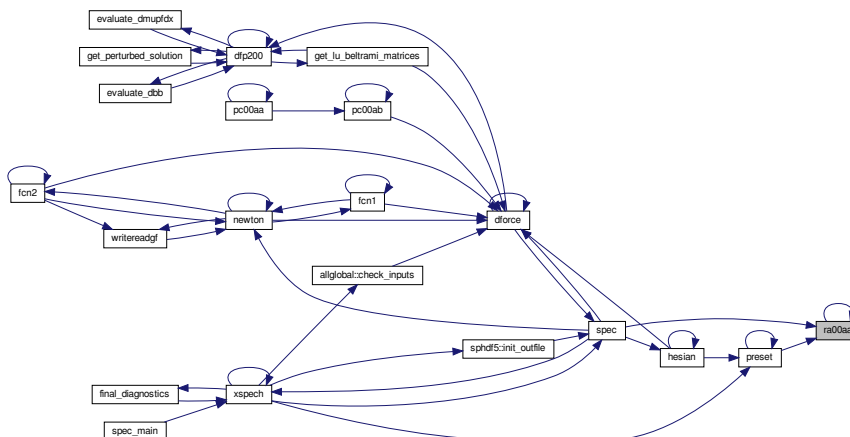
References [allglobal::ate](#), [allglobal::ato](#), [fileunits::aunit](#), [allglobal::aze](#), [allglobal::azo](#), [allglobal::cpus](#), [allglobal::im](#), [allglobal::in](#), [inputlist::lrad](#), [allglobal::mn](#), [allglobal::mpi_comm_spec](#), [inputlist::mpol](#), [allglobal::mvol](#), [allglobal::myid](#), [allglobal::ncpu](#), [inputlist::nfp](#), [inputlist::ntor](#), [fileunits::ounit](#), [ra00aa\(\)](#), [inputlist::wmacros](#), [sphdf5::write_vector_potential\(\)](#), and [constants::zero](#).

Referenced by [preset\(\)](#), [ra00aa\(\)](#), and [spec\(\)](#).

Here is the call graph for this function:



Here is the caller graph for this function:



8.18.2.4 mirror_input_to_outfile() subroutine sphdf5::mirror_input_to_outfile

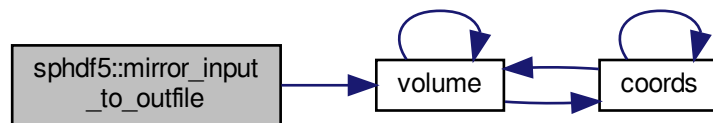
Mirror input variables into output file.

The goal of this routine is to have an exact copy of the input file contents that were used to parameterize a given SPEC run. This also serves to check after the run if SPEC correctly understood the text-based input file.

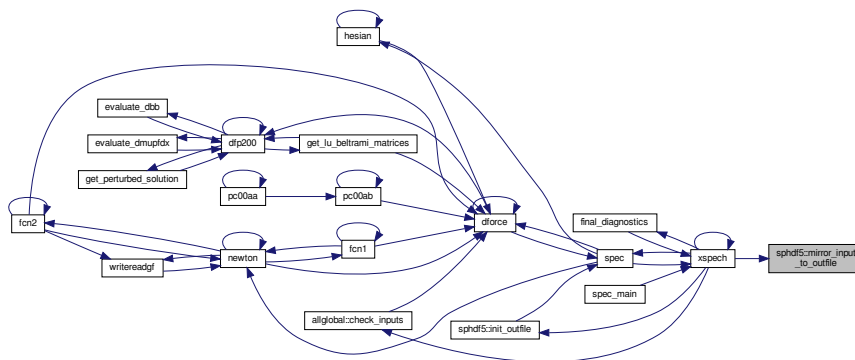
References `inputlist::absacc`, `inputlist::absreq`, `inputlist::adiabatic`, `inputlist::bnc`, `inputlist::bns`, `inputlist::bnsblend`, `inputlist::bnstol`, `inputlist::c05factor`, `inputlist::c05xmax`, `inputlist::c05xtol`, `inputlist::curpol`, `inputlist::curtor`, `inputlist::dpp`, `inputlist::dqq`, `inputlist::epsgmres`, `inputlist::epsilon`, `inputlist::epsilu`, `inputlist::epsr`, `inputlist::escale`, `sphdf5::file_id`, `inputlist::forcetol`, `inputlist::fudge`, `inputlist::gamma`, `inputlist::gbnbld`, `inputlist::gbnol`, `inputlist::helicity`, `inputlist::igeometry`, `inputlist::imethod`, `inputlist::impol`, `allglobal::in`, `inputlist::intor`, `inputlist::iorder`, `inputlist::iota`, `inputlist::iotatol`, `inputlist::iprecon`, `inputlist::istellsym`, `inputlist::isurf`, `inputlist::ivolume`, `inputlist::ladiabatic`, `inputlist::lbeltrami`, `inputlist::lcheck`, `inputlist::lconstraint`, `inputlist::lerrortype`, `inputlist::lextrap`, `inputlist::lfindzero`, `inputlist::lfreebound`, `inputlist::lgmresprec`, `inputlist::lhevalues`, `inputlist::lhevectors`, `inputlist::lhmatrix`, `inputlist::linitgues`, `inputlist::linitialize`, `inputlist::lmat solver`, `inputlist::lp`, `inputlist::lperturbed`, `inputlist::lposdef`, `inputlist::lq`, `inputlist::lrad`, `inputlist::lreadgf`, `inputlist::lreflect`, `inputlist::lrzaxis`, `inputlist::lspare`, `inputlist::lsvdiota`, `inputlist::ltiming`, `inputlist::ltransform`, `inputlist::lzerovac`, `inputlist::maxrndgues`, `inputlist::mcsingcal`, `inputlist::mfreeits`, `inputlist::mpol`, `inputlist::mregular`, `inputlist::mu`, `inputlist::mupfits`, `inputlist::mupftol`, `allglobal::mvol`, `allglobal::myid`, `inputlist::ndiscrete`, `inputlist::nfp`, `inputlist::ngrid`, `inputlist::nppts`, `inputlist::nptrj`, `inputlist::nquad`, `inputlist::ntor`, `inputlist::ntoraxis`, `inputlist::nvcl`, `inputlist::odetol`, `inputlist::oita`, `inputlist::oppsilon`, `inputlist::pcondense`, `inputlist::pflux`, `inputlist::phiedge`, `inputlist::pl`, `inputlist::ppts`, `inputlist::pr`, `inputlist::pressure`, `inputlist::pscale`, `inputlist::ql`, `inputlist::qr`, `inputlist::rac`, `inputlist::ras`, `inputlist::rbc`, `inputlist::rbs`, `inputlist::relreq`, `inputlist::rp`, `inputlist::rpol`, `inputlist::rq`, `inputlist::rtor`, `inputlist::rwc`, `inputlist::rws`, `inputlist::scaling`, `inputlist::tflux`, `inputlist::upsilon`, `inputlist::vcasingeps`, `inputlist::vcasingits`, `inputlist::vcasingper`, `inputlist::vcasingtol`, `inputlist::vnc`, `inputlist::vns`, `volume()`, `inputlist::wpoloidal`, `inputlist::zac`, `inputlist::zas`, `inputlist::zbc`, `inputlist::zbs`, `inputlist::zwc`, and `inputlist::zws`.

Referenced by `xspecch()`.

Here is the call graph for this function:



Here is the caller graph for this function:



8.18.2.5 `init_convergence_output()` subroutine `sphdf5::init_convergence_output`

Prepare convergence evolution output.

- The group `iterations` is created in the output file. This group contains the interface geometry at each iteration, which is useful for constructing movies illustrating the convergence. The data structure in use is an unlimited array of the following compound datatype:

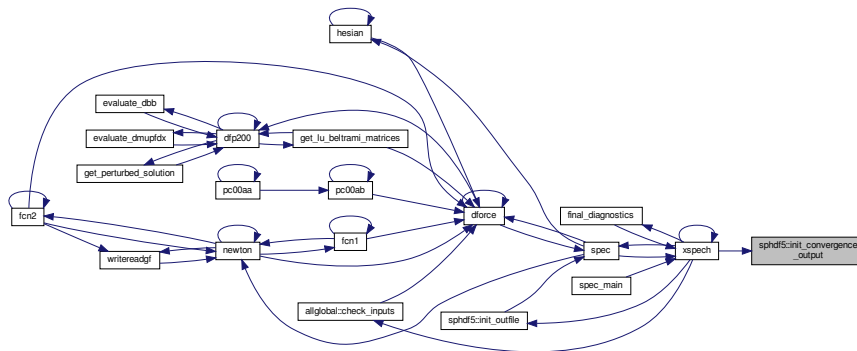
```

DATATYPE H5T_COMPOUND {
  H5T_NATIVE_INTEGER "nDcalls";
  H5T_NATIVE_DOUBLE "Energy";
  H5T_NATIVE_DOUBLE "ForceErr";
  H5T_ARRAY { [Mvol+1][mn] H5T_NATIVE_DOUBLE } "iRbc";
  H5T_ARRAY { [Mvol+1][mn] H5T_NATIVE_DOUBLE } "iZbs";
  H5T_ARRAY { [Mvol+1][mn] H5T_NATIVE_DOUBLE } "iRbs";
  H5T_ARRAY { [Mvol+1][mn] H5T_NATIVE_DOUBLE } "iZbc";
}
  
```

References `sphdf5::dt_betatotal_id`, `sphdf5::dt_energy_id`, `sphdf5::dt_forceerr_id`, `sphdf5::dt_irbc_id`, `sphdf5::dt_irbs_id`, `sphdf5::dt_izbc_id`, `sphdf5::dt_izbs_id`, `sphdf5::dt_ndcalls_id`, `sphdf5::file_id`, `sphdf5::hdfier`, `sphdf5::iteration_dset_id`, `sphdf5::memspace`, `allglobal::mn`, `allglobal::mvol`, `allglobal::myid`, and `sphdf5::plist_id`.

Referenced by `xspech()`.

Here is the caller graph for this function:



```

8.18.2.6 write_convergence_output() subroutine sphdf5::write_convergence_output (
    integer, intent(in) nDcalls,
    real, intent(in) ForceErr )
    
```

Write convergence output (evolution of interface geometry, force, etc).

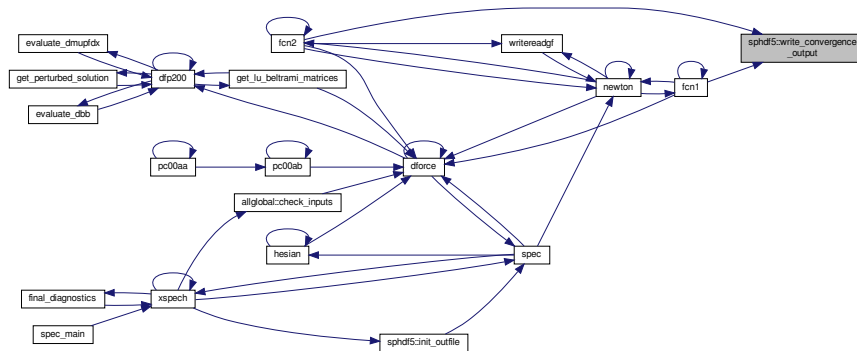
Parameters

in	<i>nDcalls</i>	number of calls to get derivative values
in	<i>ForceErr</i>	total force-imbalance (accessible from allglobal)

References `allglobal::betatotal`, `sphdf5::data_dims`, `sphdf5::dataspace`, `sphdf5::dt_betatotal_id`, `sphdf5::dt_energy_id`, `sphdf5::dt_forceerr_id`, `sphdf5::dt_irbc_id`, `sphdf5::dt_irbs_id`, `sphdf5::dt_izbc_id`, `sphdf5::dt_izbs_id`, `sphdf5::dt_ndcalls_id`, `allglobal::energy`, `sphdf5::hdfier`, `allglobal::irbc`, `allglobal::irbs`, `sphdf5::iteration_dset_id`, `allglobal::izbc`, `allglobal::izbs`, `sphdf5::max_dims`, `sphdf5::memspace`, `allglobal::mn`, `allglobal::mvol`, `allglobal::myid`, `sphdf5::old_data_dims`, `sphdf5::plist_id`, and `sphdf5::rank`.

Referenced by `fcn1()`, and `fcn2()`.

Here is the caller graph for this function:



8.18.2.7 write_grid() subroutine sphdf5::write_grid

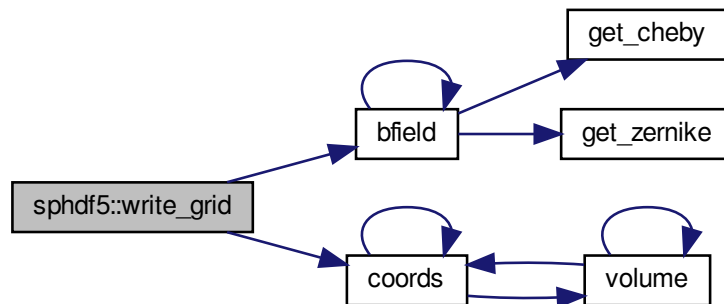
Write the magnetic field on a grid.

The magnetic field is evaluated on a regular grid in (s, θ, ζ) and the corresponding cylindrical coordinates (R, Z) as well as the cylindrical components of the magnetic field (B^R, B^φ, B^Z) are written out.

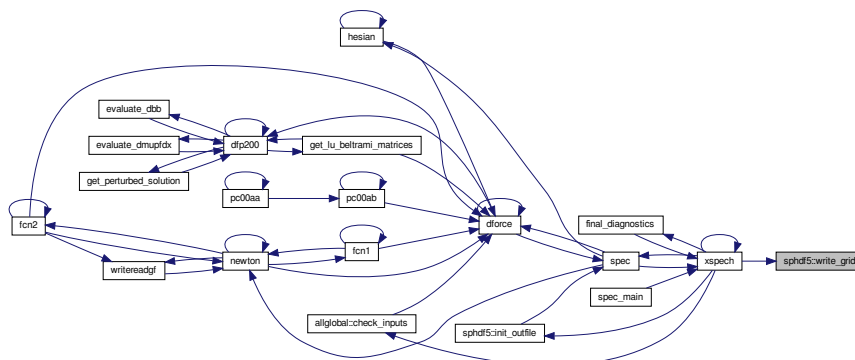
References [bfield\(\)](#), [coords\(\)](#), [sphdf5::file_id](#), [allglobal::gbzeta](#), [inputlist::igeometry](#), [allglobal::ijimag](#), [allglobal::ijreal](#), [allglobal::ivol](#), [allglobal::jjreal](#), [allglobal::lcoordinatesingularity](#), [allglobal::lplasmaregion](#), [inputlist::lrad](#), [allglobal::lvacuumregion](#), [allglobal::mn](#), [allglobal::mvol](#), [allglobal::myid](#), [inputlist::ngrid](#), [allglobal::node](#), [allglobal::nt](#), [allglobal::ntz](#), [inputlist::nvol](#), [allglobal::nz](#), [constants::one](#), [constants::pi2](#), [allglobal::pi2nfp](#), [allglobal::rij](#), [inputlist::rpol](#), [inputlist::rtor](#), [allglobal::sg](#), [constants::two](#), [constants::zero](#), and [allglobal::zij](#).

Referenced by [xspech\(\)](#).

Here is the call graph for this function:



Here is the caller graph for this function:



```
8.18.2.8 init_fit_output() subroutine sphdf5::init_fit_output (  
    integer, intent(in) numTrajTotal )
```

Initialize field line tracing output group and create array datasets.

The field-line tracing diagnostic is parallelized over volumes, where all threads/ranks produce individual output. This is gathered in the output file, stacked over the radial dimension. The `success` flag signals if the integrator was successful in following the fieldline for the derired number of toroidal periods.

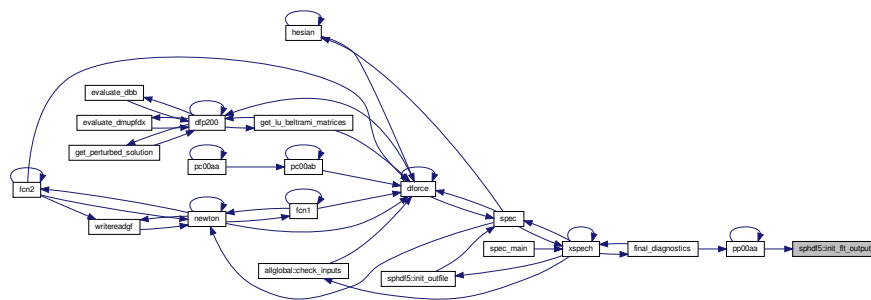
Parameters

in	<i>numTrajTotal</i>	total number of Poincare trajectories
----	---------------------	---------------------------------------

References `sphdf5::dset_id_diotadxup`, `sphdf5::dset_id_fiota`, `sphdf5::dset_id_r`, `sphdf5::dset_id_s`, `sphdf5::dset_id_success`, `sphdf5::dset_id_t`, `sphdf5::dset_id_z`, `sphdf5::file_id`, `sphdf5::filespace_diotadxup`, `sphdf5::filespace_fiota`, `sphdf5::filespace_r`, `sphdf5::filespace_s`, `sphdf5::filespace_success`, `sphdf5::filespace_t`, `sphdf5::filespace_z`, `sphdf5::grppoincare`, `sphdf5::grprtransform`, `sphdf5::hdfier`, `allglobal::lmns`, `sphdf5::memspace_diotadxup`, `sphdf5::memspace_r`, `sphdf5::memspace_s`, `sphdf5::memspace_success`, `sphdf5::memspace_t`, `sphdf5::memspace_z`, `allglobal::mvol`, `allglobal::myid`, `inputlist::nppts`, `allglobal::nz`, `sphdf5::rankp`, and `sphdf5::rankt`.

Referenced by `pp00aa()`.

Here is the caller graph for this function:



8.18.2.9 write_poincare() subroutine `sphdf5::write_poincare` (
integer, intent(in) *offset*,
real, dimension(:, :, :), intent(in) *data*,
integer, dimension(:), intent(in) *success*)

Write a hyperslab of Poincare data corresponding to the output of one parallel worker.

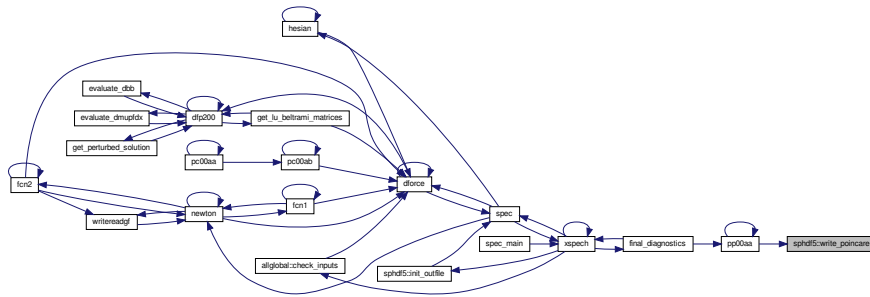
Parameters

<i>offset</i>	radial offset at which the data belongs
<i>data</i>	output from field-line tracing
<i>success</i>	flags to indicate if integrator was successful

References `sphdf5::dset_id_r`, `sphdf5::dset_id_s`, `sphdf5::dset_id_success`, `sphdf5::dset_id_t`, `sphdf5::dset_id_z`, `sphdf5::filespace_r`, `sphdf5::filespace_s`, `sphdf5::filespace_success`, `sphdf5::filespace_t`, `sphdf5::filespace_z`, `sphdf5::hdfier`, `sphdf5::memspace_r`, `sphdf5::memspace_s`, `sphdf5::memspace_success`, `sphdf5::memspace_t`, `sphdf5::memspace_z`, `allglobal::myid`, `inputlist::nppts`, and `allglobal::nz`.

Referenced by `pp00aa()`.

Here is the caller graph for this function:



```

8.18.2.10 write_transform() subroutine sphdf5::write_transform (
    integer, intent(in) offset,
    integer, intent(in) length,
    integer, intent(in) lvol,
    real, dimension(:), intent(in) diotadxup,
    real, dimension(:, :), intent(in) fiota )
  
```

Write the rotational transform output from field line following.

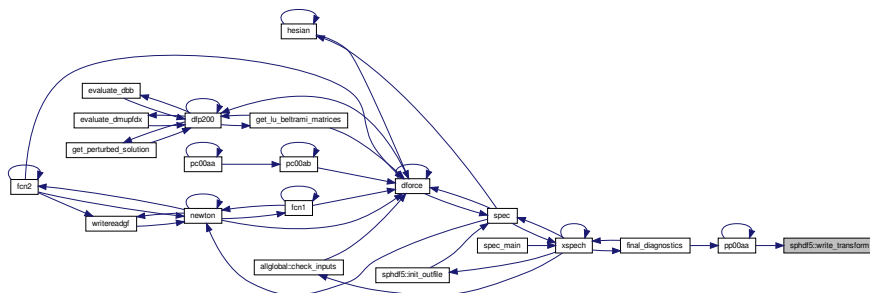
Parameters

<i>offset</i>	radial offset at which the data belongs
<i>length</i>	length of dataset to write
<i>lvol</i>	nested volume index
<i>diotadxup</i>	derivative of rotational transform (?)
<i>fiota</i>	rotational transform

References [sphdf5::dset_id_diotadxup](#), [sphdf5::dset_id_fiota](#), [sphdf5::filespace_diotadxup](#), [sphdf5::filespace_fiota](#), [sphdf5::hdfier](#), [sphdf5::memspace_diotadxup](#), [sphdf5::memspace_fiota](#), and [sphdf5::rankt](#).

Referenced by [pp00aa\(\)](#).

Here is the caller graph for this function:



8.18.2.11 finalizeflt_output() subroutine sphdf5::finalizeflt_output

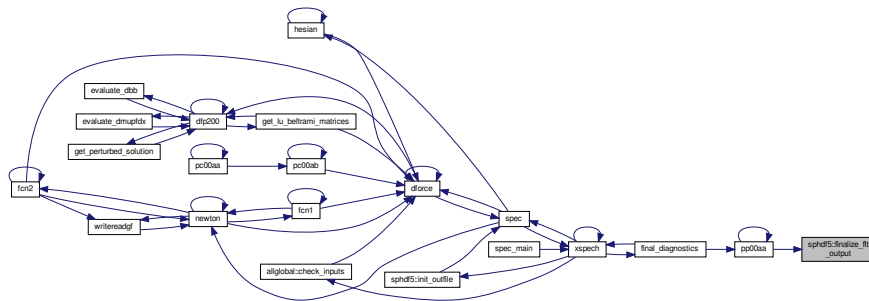
Finalize Poincare output.

This closes the still-open datasets related to field-line tracing, which had to be kept open during the tracing to be able to write the outputs directly when a given worker thread is finished.

References `sphdf5::dset_id_diotadxup`, `sphdf5::dset_id_fiota`, `sphdf5::dset_id_r`, `sphdf5::dset_id_s`, `sphdf5::dset_id_success`, `sphdf5::dset_id_t`, `sphdf5::dset_id_z`, `sphdf5::filespace_diotadxup`, `sphdf5::filespace_fiota`, `sphdf5::filespace_r`, `sphdf5::filespace_s`, `sphdf5::filespace_success`, `sphdf5::filespace_t`, `sphdf5::filespace_z`, `sphdf5::grppoincare`, `sphdf5::grprtransform`, `sphdf5::hdfier`, `sphdf5::memspace_diotadxup`, `sphdf5::memspace_r`, `sphdf5::memspace_s`, `sphdf5::memspace_success`, `sphdf5::memspace_t`, and `sphdf5::memspace_z`.

Referenced by `pp00aa()`.

Here is the caller graph for this function:



8.18.2.12 write_vector_potential() subroutine sphdf5::write_vector_potential (

```

integer, intent(in) sumLrad,
real, dimension(:, :), intent(in) allAte,
real, dimension(:, :), intent(in) allAze,
real, dimension(:, :), intent(in) allAto,
real, dimension(:, :), intent(in) allAzo )

```

Write the magnetic vector potential Fourier harmonics to the output file group `/vector_potential`.

The data is stacked in the radial direction over `Lrad`, since `Lrad` can be different in each volume, but HDF5 only supports rectangular arrays. So, one needs to split the `sumLrad` dimension into chunks given by the input `Lrad` array.

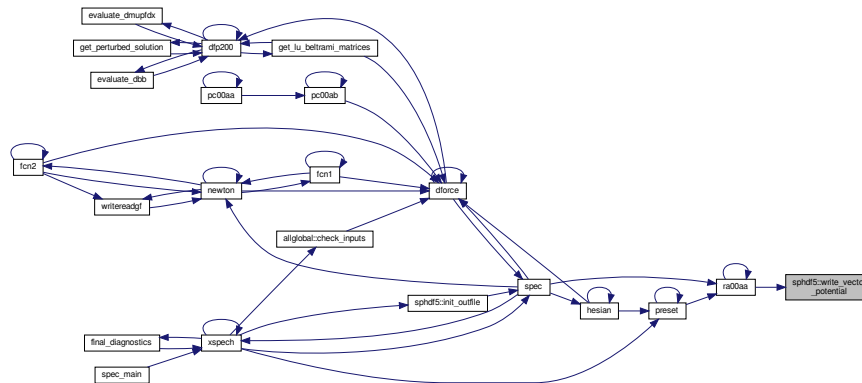
Parameters

<code>sumLrad</code>	total sum over <code>Lrad</code> in all nested volumes
<code>allAte</code>	A_{even}^{θ} for all nested volumes
<code>allAze</code>	A_{even}^{ζ} for all nested volumes
<code>allAto</code>	A_{odd}^{θ} for all nested volumes
<code>allAzo</code>	A_{odd}^{ζ} for all nested volumes

References [allglobal::ate](#), [allglobal::ato](#), [allglobal::aze](#), [allglobal::azo](#), [sphdf5::file_id](#), [allglobal::mn](#), and [allglobal::myid](#).

Referenced by [ra00aa\(\)](#).

Here is the caller graph for this function:



8.19 Coordinate axis

Functions/Subroutines

- subroutine [rzaxis](#) (*Mvol*, *mn*, *inRbc*, *inZbs*, *inRbs*, *inZbc*, *ivol*, *LcomputeDerivatives*)
The coordinate axis is assigned via a poloidal average over an arbitrary surface.

8.19.1 Detailed Description

8.19.2 Function/Subroutine Documentation

```

8.19.2.1 rzaxis() subroutine rzaxis (
  integer, intent(in) Mvol,
  integer, intent(in) mn,
  real, dimension(1:mn,0:mvol) inRbc,
  real, dimension(1:mn,0:mvol) inZbs,
  real, dimension(1:mn,0:mvol) inRbs,
  real, dimension(1:mn,0:mvol) inZbc,
  integer, intent(in) ivol,
  logical, intent(in) LcomputeDerivatives )

```

The coordinate axis is assigned via a poloidal average over an arbitrary surface.

Specifies position of coordinate axis; $\mathbf{x}_a(\zeta) \equiv \int \mathbf{x}_1(\theta, \zeta) dl / \int dl$.

coordinate axis

- The coordinate axis is *not* an independent degree-of-freedom of the geometry. It is constructed by extrapolating the geometry of a given interface, as determined by $i \equiv \text{ivol}$ which is given on input, down to a line.
- If the coordinate axis depends only on the *geometry* of the interface and not the angle parameterization, then the block tri-diagonal structure of the the force-derivative matrix is preserved.
- Define the arc-length-weighted averages,

$$R_0(\zeta) \equiv \frac{\int_0^{2\pi} R_i(\theta, \zeta) dl}{\int_0^{2\pi} dl}, \quad Z_0(\zeta) \equiv \frac{\int_0^{2\pi} Z_i(\theta, \zeta) dl}{\int_0^{2\pi} dl}, \quad (217)$$

where $dl \equiv \dot{l} d\theta = \sqrt{\partial_\theta R_i(\theta, \zeta)^2 + \partial_\theta Z_i(\theta, \zeta)^2} d\theta$.

- (Note that if \dot{l} does not depend on θ , i.e. if θ is the equal arc-length angle, then the expressions simplify. This constraint is not enforced.)
- The geometry of the coordinate axis thus constructed only depends on the geometry of the interface, i.e. the angular parameterization of the interface is irrelevant.

coordinate axis: derivatives

- The derivatives of the coordinate axis with respect to the Fourier harmonics of the given interface are given by

$$\frac{\partial R_0}{\partial R_{i,j}^c} = \int \left(\cos \alpha_j \dot{l} - \Delta R_i R_{i,\theta} m_j \sin \alpha_j / \dot{l} \right) d\theta / L \quad (218)$$

$$\frac{\partial R_0}{\partial R_{i,j}^s} = \int \left(\sin \alpha_j \dot{l} + \Delta R_i R_{i,\theta} m_j \cos \alpha_j / \dot{l} \right) d\theta / L \quad (219)$$

$$\frac{\partial R_0}{\partial Z_{i,j}^c} = \int \left(-\Delta R_i Z_{i,\theta} m_j \sin \alpha_j / \dot{l} \right) d\theta / L \quad (220)$$

$$\frac{\partial R_0}{\partial Z_{i,j}^s} = \int \left(+\Delta R_i Z_{i,\theta} m_j \cos \alpha_j / \dot{l} \right) d\theta / L \quad (221)$$

$$\frac{\partial Z_0}{\partial R_{i,j}^c} = \int \left(-\Delta Z_i R_{i,\theta} m_j \sin \alpha_j / \dot{l} \right) d\theta / L \quad (222)$$

$$\frac{\partial Z_0}{\partial R_{i,j}^s} = \int \left(+\Delta Z_i R_{i,\theta} m_j \cos \alpha_j / \dot{l} \right) d\theta / L \quad (223)$$

$$\frac{\partial Z_0}{\partial Z_{i,j}^c} = \int \left(\cos \alpha_j \dot{l} - \Delta Z_i Z_{i,\theta} m_j \sin \alpha_j / \dot{l} \right) d\theta / L \quad (224)$$

$$\frac{\partial Z_0}{\partial Z_{i,j}^s} = \int \left(\sin \alpha_j \dot{l} + \Delta Z_i Z_{i,\theta} m_j \cos \alpha_j / \dot{l} \right) d\theta / L \quad (225)$$

where $L(\zeta) \equiv \int_0^{2\pi} dl$.

some numerical comments

- First, the differential poloidal length, $\dot{l} \equiv \sqrt{R_\theta^2 + Z_\theta^2}$, is computed in real space using an inverse FFT from the Fourier harmonics of R and Z .
- Second, the Fourier harmonics of dl are computed using an FFT. The integration over θ to construct $L \equiv \int dl$ is now trivial: just multiply the $m = 0$ harmonics of dl by 2π . The `ajk(1:mn)` variable is used, and this is assigned in `readin()`.
- Next, the weighted $R dl$ and $Z dl$ are computed in real space, and the poloidal integral is similarly taken.
- Last, the Fourier harmonics are constructed using an FFT after dividing in real space.

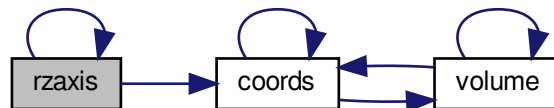
Parameters

in	<i>Mvol</i>	
in	<i>mn</i>	
	<i>inRbc</i>	
	<i>inZbs</i>	
	<i>inRbs</i>	
	<i>inZbc</i>	
in	<i>ivol</i>	
	<i>LcomputeDerivatives</i>	

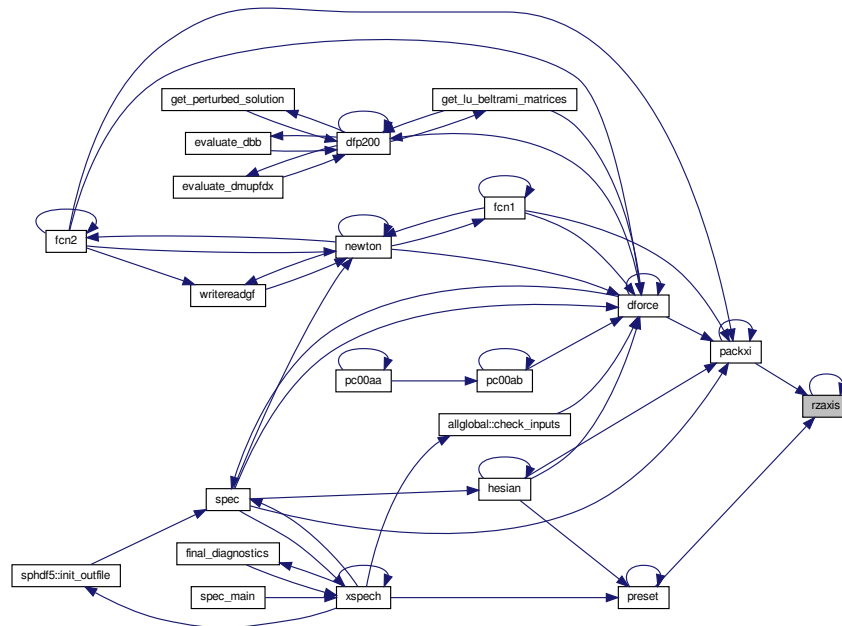
References [allglobal::ajk](#), [allglobal::cfmn](#), [allglobal::comn](#), [coords\(\)](#), [allglobal::cosi](#), [allglobal::cpus](#), [allglobal::dbdx](#), [allglobal::dradr](#), [allglobal::dradz](#), [allglobal::drodr](#), [allglobal::drodz](#), [allglobal::dzadr](#), [allglobal::dzadz](#), [allglobal::dzodr](#), [allglobal::dzodz](#), [allglobal::efmn](#), [allglobal::evmn](#), [constants::half](#), [inputlist::igeometry](#), [allglobal::ijimag](#), [allglobal::ijreal](#), [allglobal::im](#), [allglobal::in](#), [allglobal::irbc](#), [allglobal::irbs](#), [allglobal::izbc](#), [allglobal::izbs](#), [allglobal::jiimag](#), [allglobal::jireal](#), [allglobal::jkimag](#), [allglobal::jkreal](#), [allglobal::kjimag](#), [allglobal::kjreal](#), [inputlist::lcheck](#), [allglobal::lcoordinatesingularity](#), [inputlist::lfreebound](#), [inputlist::linitialize](#), [inputlist::lreflect](#), [inputlist::lraxis](#), [allglobal::mpi_comm_spec](#), [allglobal::myid](#), [allglobal::ncpu](#), [allglobal::notstellsym](#), [allglobal::nt](#), [inputlist::ntor](#), [inputlist::ntoraxis](#), [allglobal::ntz](#), [allglobal::nz](#), [allglobal::odmn](#), [allglobal::ofmn](#), [constants::one](#), [fileunits::ounit](#), [allglobal::rij](#), [raxis\(\)](#), [allglobal::sfmn](#), [allglobal::sg](#), [allglobal::simn](#), [allglobal::sini](#), [constants::two](#), [numerical::vsmall](#), [inputlist::wmacros](#), [allglobal::yesstellsym](#), [constants::zero](#), and [allglobal::zij](#).

Referenced by [packxi\(\)](#), [preset\(\)](#), and [raxis\(\)](#).

Here is the call graph for this function:



Here is the caller graph for this function:



8.20 Rotational Transform

Functions/Subroutines

- subroutine `tr00ab` (lvol, mn, NN, Nt, Nz, iflag, ldiota)
Calculates rotational transform given an arbitrary tangential field.

8.20.1 Detailed Description

8.20.2 Function/Subroutine Documentation

8.20.2.1 tr00ab() subroutine `tr00ab` (
integer, intent(in) `lvol`,
integer, intent(in) `mn`,
integer, intent(in) `NN`,
integer, intent(in) `Nt`,
integer, intent(in) `Nz`,
integer, intent(in) `iflag`,
real, dimension(0:1,-1:2), intent(inout) `ldiota`)

Calculates rotational transform given an arbitrary tangential field.

Calculates transform, $t = \theta(1 + \lambda_\theta) + \lambda_\zeta$, given $\mathbf{B}|_{\mathcal{I}}$.

constructing straight field line angle on interfaces

- The algorithm stems from introducing a straight field line angle $\theta_s = \theta + \lambda(\theta, \zeta)$, where

$$\lambda = \sum_j \lambda_{o,j} \sin(m_j \theta - n_j \zeta) + \sum_j \lambda_{e,j} \cos(m_j \theta - n_j \zeta) \quad (226)$$

and insisting that

$$\frac{\mathbf{B} \cdot \nabla \theta_s}{\mathbf{B} \cdot \nabla \zeta} = \dot{\theta}(1 + \lambda_\theta) + \lambda_\zeta = \tau, \quad (227)$$

where τ is a constant that is to be determined.

- Writing $\dot{\theta} = -\partial_s A_\zeta / \partial_s A_\theta$, we have

$$\partial_s A_\theta \tau + \partial_s A_\zeta \lambda_\theta - \partial_s A_\theta \lambda_\zeta = -\partial_s A_\zeta \quad (228)$$

- Expanding this equation we obtain

$$\begin{aligned} & (A'_{\theta,e,k} \cos \alpha_k + A'_{\theta,o,k} \sin \alpha_k) \tau \\ & + (A'_{\zeta,e,k} \cos \alpha_k + A'_{\zeta,o,k} \sin \alpha_k) (+m_j \lambda_{o,j} \cos \alpha_j - m_j \lambda_{e,j} \sin \alpha_j) \\ & - (A'_{\theta,e,k} \cos \alpha_k + A'_{\theta,o,k} \sin \alpha_k) (-n_j \lambda_{o,j} \cos \alpha_j + n_j \lambda_{e,j} \sin \alpha_j) \\ = & - (A'_{\zeta,e,k} \cos \alpha_k + A'_{\zeta,o,k} \sin \alpha_k), \end{aligned} \quad (229)$$

where summation over $k = 1, mn$ and $j = 2, mns$ is implied

- After applying double angle formulae,

$$\begin{aligned} & (A'_{\theta,e,k} \cos \alpha_k + A'_{\theta,o,k} \sin \alpha_k) \tau \\ & + \lambda_{o,j} (+m_j A'_{\zeta,e,k} + n_j A'_{\theta,e,k}) [+ \cos(\alpha_k + \alpha_j) + \cos(\alpha_k - \alpha_j)] / 2 \\ & + \lambda_{e,j} (-m_j A'_{\zeta,e,k} - n_j A'_{\theta,e,k}) [+ \sin(\alpha_k + \alpha_j) - \sin(\alpha_k - \alpha_j)] / 2 \\ & + \lambda_{o,j} (+m_j A'_{\zeta,o,k} + n_j A'_{\theta,o,k}) [+ \sin(\alpha_k + \alpha_j) + \sin(\alpha_k - \alpha_j)] / 2 \\ & + \lambda_{e,j} (-m_j A'_{\zeta,o,k} - n_j A'_{\theta,o,k}) [- \cos(\alpha_k + \alpha_j) + \cos(\alpha_k - \alpha_j)] / 2 \\ = & - (A'_{\zeta,e,k} \cos \alpha_k + A'_{\zeta,o,k} \sin \alpha_k), \end{aligned} \quad (230)$$

and equating coefficients, an equation of the form $\mathbf{A} \cdot \mathbf{x} = \mathbf{b}$ is obtained, where

$$\mathbf{x} = \left(\underbrace{\tau}_{x[1]}, \underbrace{\lambda_{o,2}, \lambda_{o,3}, \dots}_{x[2:N]}, \underbrace{\lambda_{e,2}, \lambda_{e,3}, \dots}_{x[N+1:2N-1]} \right)^T. \quad (231)$$

alternative iterative method

- Consider the equation $\dot{\theta}(1 + \lambda_\theta) + \lambda_\zeta = \tau$, where $\lambda = \sum_j \lambda_j \sin \alpha_j$, given on a grid

$$\dot{\theta}_i + \dot{\theta}_i \sum_j m_j \cos \alpha_{i,j} \lambda_j - \sum_j n_j \cos \alpha_{i,j} \lambda_j = \tau, \quad (232)$$

where i labels the grid point.

- This is a matrix equation...

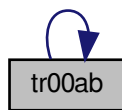
Parameters

<i>lvol</i>	
<i>mn</i>	
<i>NN</i>	
<i>Nt</i>	
<i>Nz</i>	
<i>iflag</i>	
<i>ldiota</i>	

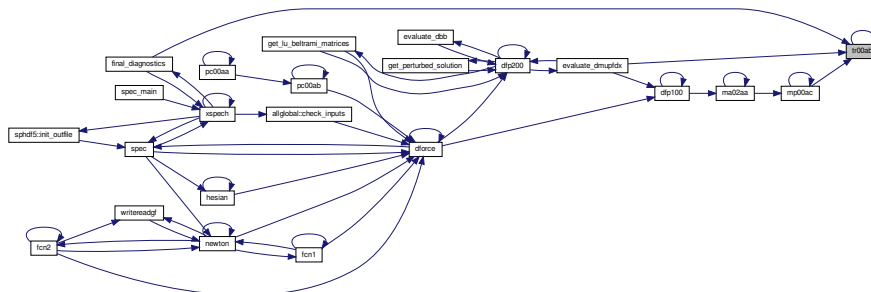
References `allglobal::ate`, `allglobal::ato`, `allglobal::aze`, `allglobal::azo`, `allglobal::cpus`, `allglobal::glambda`, `constants::goldenmean`, `constants::half`, `allglobal::hnt`, `allglobal::hnz`, `allglobal::im`, `inputlist::imethod`, `allglobal::ims`, `allglobal::in`, `allglobal::ins`, `inputlist::iorder`, `allglobal::iotakadd`, `allglobal::iotakkii`, `allglobal::iotaksgn`, `allglobal::iotaksub`, `inputlist::iotatol`, `inputlist::iprecon`, `allglobal::lcoordinatesingularity`, `inputlist::lrad`, `inputlist::lsparse`, `inputlist::lsvdia`, `allglobal::lvacuumregion`, `numerical::machprec`, `allglobal::mns`, `allglobal::mpi_comm_spec`, `inputlist::mpol`, `allglobal::mvol`, `allglobal::myid`, `allglobal::ncpu`, `allglobal::notstelsym`, `inputlist::ntor`, `allglobal::ntz`, `inputlist::nvol`, `constants::one`, `fileunits::ounit`, `constants::pi2`, `allglobal::pi2nfp`, `allglobal::regumm`, `allglobal::rtt`, `numerical::small`, `numerical::sqrtmachprec`, `constants::third`, `tr00ab()`, `allglobal::tt`, `constants::two`, `numerical::vsmall`, `inputlist::wmacros`, `allglobal::yesstelsym`, and `constants::zero`.

Referenced by `evaluate_dmupfdx()`, `final_diagnostics()`, `mp00ac()`, and `tr00ab()`.

Here is the call graph for this function:



Here is the caller graph for this function:



8.21 Plasma volume

Functions/Subroutines

- subroutine `volume` (`lvol`, `vflag`)

Computes volume of each region; and, if required, the derivatives of the volume with respect to the interface geometry.

8.21.1 Detailed Description

8.21.2 Function/Subroutine Documentation

8.21.2.1 volume() subroutine volume (
integer, intent(in) lvol,
integer, intent(inout) vflag)

Computes volume of each region; and, if required, the derivatives of the volume with respect to the interface geometry.

Calculates volume of each region; $\mathcal{V}_i \equiv \int dv$.

volume integral

- The volume enclosed by the v -th interface is given by the integral

$$V = \int_{\mathcal{V}} dv = \frac{1}{3} \int_{\mathcal{V}} \nabla \cdot \mathbf{x} dv = \frac{1}{3} \int_S \mathbf{x} \cdot d\mathbf{s} = \frac{1}{3} \int_0^{2\pi} d\theta \int_0^{2\pi/N} d\zeta |\mathbf{x} \cdot \mathbf{x}_\theta \times \mathbf{x}_\zeta|^s \quad (233)$$

where we have used $\nabla \cdot \mathbf{x} = 3$, and have assumed that the domain is periodic in the angles.

representation of surfaces

- The coordinate functions are

$$R(\theta, \zeta) = \sum_i R_{e,i} \cos \alpha_i + \sum_i R_{o,i} \sin \alpha_i \quad (234)$$

$$Z(\theta, \zeta) = \sum_i Z_{e,i} \cos \alpha_i + \sum_i Z_{o,i} \sin \alpha_i, \quad (235)$$

where $\alpha_i \equiv m_i \theta - n_i \zeta$.

Parameters

in	lvol	index of the volume region
in, out	vflag	<ul style="list-style-type: none"> vflag=0: An invalid volume will throw an error. vflag=1: An invalid volume will be ignored, and volume validity will be written to vflag as an output value.

geometry

- The geometry is controlled by the input parameter `Igeometry` as follows:

- `Igeometry.eq.1`: Cartesian: $\sqrt{g} = R_s$

$$\begin{aligned} V &= \int_0^{2\pi} d\theta \int_0^{2\pi/N} d\zeta R \\ &= 2\pi \frac{2\pi}{N} R_{e,1} \end{aligned} \quad (236)$$

- `Igeometry.eq.2`: cylindrical: $\sqrt{g} = RR_s = \frac{1}{2} \partial_s (R^2)$

$$\begin{aligned}
V &= \frac{1}{2} \int_0^{2\pi} d\theta \int_0^{2\pi/N} d\zeta R^2 \\
&= \frac{1}{2} 2\pi \frac{2\pi}{N} \frac{1}{2} \sum_i \sum_j R_{e,i} R_{e,j} [\cos(\alpha_i - \alpha_j) + \cos(\alpha_i + \alpha_j)] \\
&\quad + \frac{1}{2} 2\pi \frac{2\pi}{N} \frac{1}{2} \sum_i \sum_j R_{o,i} R_{o,j} [\cos(\alpha_i - \alpha_j) - \cos(\alpha_i + \alpha_j)] \tag{237}
\end{aligned}$$

- Geometry.eq.3 : toroidal : $\mathbf{x} \cdot \mathbf{e}_\theta \times \mathbf{e}_\zeta = R(ZR_\theta - RZ_\theta)$ This is computed by fast Fourier transform:

$$\begin{aligned}
V &= \frac{1}{3} \int_0^{2\pi} d\theta \int_0^{2\pi/N} d\zeta R (ZR_\theta - RZ_\theta) \\
&= \frac{1}{3} \sum_i \sum_j \sum_k R_{e,i} (Z_{e,j} R_{o,k} - R_{e,j} Z_{o,k}) (+m_k) \iint d\theta d\zeta \cos \alpha_i \cos \alpha_j \cos \alpha_k \\
&\quad + \frac{1}{3} \sum_i \sum_j \sum_k R_{e,i} (Z_{o,j} R_{e,k} - R_{o,j} Z_{e,k}) (-m_k) \iint d\theta d\zeta \cos \alpha_i \sin \alpha_j \sin \alpha_k \\
&\quad + \frac{1}{3} \sum_i \sum_j \sum_k R_{o,i} (Z_{e,j} R_{e,k} - R_{e,j} Z_{e,k}) (-m_k) \iint d\theta d\zeta \sin \alpha_i \cos \alpha_j \sin \alpha_k \\
&\quad + \frac{1}{3} \sum_i \sum_j \sum_k R_{o,i} (Z_{o,j} R_{o,k} - R_{o,j} Z_{o,k}) (+m_k) \iint d\theta d\zeta \sin \alpha_i \sin \alpha_j \cos \alpha_k \tag{238}
\end{aligned}$$

- (Recall that the integral over an odd function is zero, so various terms in the above expansion have been ignored.)

- The trigonometric terms are

$$\begin{aligned}
4 \cos \alpha_i \cos \alpha_j \cos \alpha_k &= + \cos(\alpha_i + \alpha_j + \alpha_k) + \cos(\alpha_i + \alpha_j - \alpha_k) + \cos(\alpha_i - \alpha_j + \alpha_k) + \cos(\alpha_i - \alpha_j - \alpha_k) \\
4 \cos \alpha_i \sin \alpha_j \sin \alpha_k &= - \cos(\alpha_i + \alpha_j + \alpha_k) + \cos(\alpha_i + \alpha_j - \alpha_k) + \cos(\alpha_i - \alpha_j + \alpha_k) - \cos(\alpha_i - \alpha_j - \alpha_k) \\
4 \sin \alpha_i \cos \alpha_j \sin \alpha_k &= - \cos(\alpha_i + \alpha_j + \alpha_k) + \cos(\alpha_i + \alpha_j - \alpha_k) - \cos(\alpha_i - \alpha_j + \alpha_k) + \cos(\alpha_i - \alpha_j - \alpha_k) \\
4 \sin \alpha_i \sin \alpha_j \cos \alpha_k &= - \cos(\alpha_i + \alpha_j + \alpha_k) - \cos(\alpha_i + \alpha_j - \alpha_k) + \cos(\alpha_i - \alpha_j + \alpha_k) + \cos(\alpha_i - \alpha_j - \alpha_k)
\end{aligned}$$

- The required derivatives are

$$\begin{aligned}
3 \frac{\partial V}{\partial R_{e,i}} &= (+Z_{e,j} R_{o,k} m_k - R_{e,j} Z_{o,k} m_k - R_{e,j} Z_{o,k} m_k) \iint d\theta d\zeta \cos \alpha_i \cos \alpha_j \cos \alpha_k \\
&\quad + (-Z_{o,j} R_{e,k} m_k + R_{o,j} Z_{e,k} m_k + R_{o,j} Z_{e,k} m_k) \iint d\theta d\zeta \cos \alpha_i \sin \alpha_j \sin \alpha_k \\
&\quad + (-R_{o,k} Z_{e,j} m_i) \iint d\theta d\zeta \sin \alpha_i \cos \alpha_j \sin \alpha_k \\
&\quad + (-R_{e,k} Z_{o,j} m_i) \iint d\theta d\zeta \sin \alpha_i \sin \alpha_j \cos \alpha_k \tag{240}
\end{aligned}$$

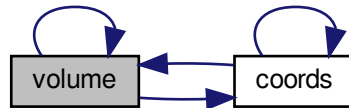
$$\begin{aligned}
3 \frac{\partial V}{\partial Z_{o,i}} &= (-R_{e,k} R_{e,j} m_i) \iint d\theta d\zeta \cos \alpha_i \cos \alpha_j \cos \alpha_k \\
&\quad + (-R_{o,k} R_{o,j} m_i) \iint d\theta d\zeta \cos \alpha_i \sin \alpha_j \sin \alpha_k \\
&\quad + (-R_{e,j} R_{e,k} m_k) \iint d\theta d\zeta \sin \alpha_i \cos \alpha_j \sin \alpha_k \\
&\quad + (+R_{o,j} R_{o,k} m_k) \iint d\theta d\zeta \sin \alpha_i \sin \alpha_j \cos \alpha_k \tag{241}
\end{aligned}$$

References `coords()`, `allglobal::cosi`, `allglobal::cpus`, `allglobal::dbdx`, `allglobal::djkm`, `allglobal::djpk`, `allglobal::dvolume`, `constants::four`, `constants::half`, `inputlist::igeometry`, `allglobal::im`, `allglobal::in`, `allglobal::irbc`, `allglobal::irbs`, `allglobal::izbc`, `allglobal::izbs`, `allglobal::mn`, `allglobal::mpi_comm_spec`, `allglobal::mvol`, `allglobal::myid`, `allglobal::ntz`, `inputlist::nvol`, `constants::one`, `fileunits::ounit`, `constants::pi2`, `allglobal::pi2nfp`, `allglobal::pi2pi2nfp`, `allglobal::pi2pi2nfpquart`,

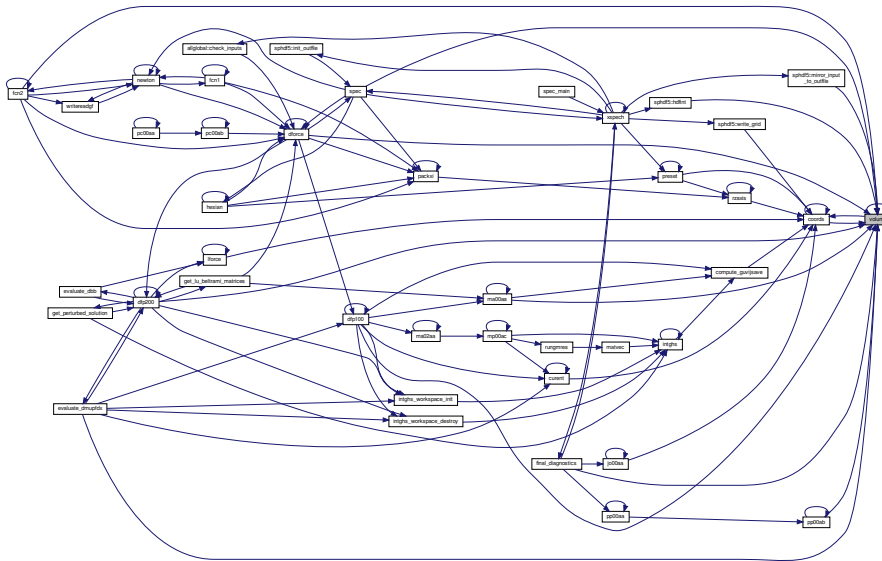
`inputlist::pscale`, `constants::quart`, `allglobal::rij`, `inputlist::rpol`, `inputlist::rtor`, `allglobal::sini`, `numerical::small`, `constants::third`, `constants::two`, `volume()`, `numerical::vsmall`, `allglobal::vvolume`, `allglobal::yesstelsym`, `constants::zero`, and `allglobal::zjj`.

Referenced by `coords()`, `dforce()`, `dfp100()`, `dfp200()`, `evaluate_dmupfdx()`, `fcn2()`, `final_diagnostics()`, `sphdf5::hdfint()`, `ma00aa()`, `sphdf5::mirror_input_to_outfile()`, `pp00ab()`, `spec()`, and `volume()`.

Here is the call graph for this function:



Here is the caller graph for this function:



8.22 Smooth boundary

Functions/Subroutines

- subroutine `wa00aa` (`iwa00aa`)
Constructs smooth approximation to wall.
- subroutine `vacuumphi` (`Nconstraints`, `rho`, `fvec`, `iflag`)
Compute vacuum magnetic scalar potential (?)

8.22.1 Detailed Description

8.22.2 Function/Subroutine Documentation

8.22.2.1 wa00aa() subroutine wa00aa (
integer iwa00aa)

Constructs smooth approximation to wall.

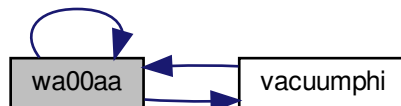
solution of Laplace's equation in two-dimensions

- The wall is given by a discrete set of points.
- The points must go anti-clockwise.

References [laplaces::alpha](#), [laplaces::cc](#), [allglobal::cpus](#), [laplaces::dorm](#), [laplaces::exterior](#), [fileunits::gunit](#), [constants::half](#), [laplaces::iangle](#), [laplaces::ic](#), [laplaces::icint](#), [allglobal::im](#), [allglobal::in](#), [allglobal::irbc](#), [allglobal::irbs](#), [allglobal::izbc](#), [allglobal::izbs](#), [allglobal::lcoordinatesingularity](#), [allglobal::mn](#), [inputlist::mpol](#), [allglobal::mvol](#), [allglobal::myid](#), [allglobal::ncpu](#), [laplaces::nintervals](#), [laplaces::niterations](#), [laplaces::np1](#), [laplaces::np4](#), [laplaces::nsegments](#), [allglobal::nt](#), [inputlist::ntor](#), [allglobal::ntz](#), [inputlist::nvol](#), [allglobal::nz](#), [inputlist::odetol](#), [constants::one](#), [laplaces::originalalpha](#), [fileunits::ounit](#), [laplaces::phi](#), [laplaces::phid](#), [constants::pi2](#), [allglobal::rij](#), [laplaces::rmid](#), [laplaces::stage1](#), [constants::ten](#), [vacuumphi\(\)](#), [numerical::vsmall](#), [wa00aa\(\)](#), [inputlist::wmacros](#), [laplaces::xpoly](#), [allglobal::yesstelsym](#), [laplaces::ypoly](#), [constants::zero](#), and [allglobal::zij](#).

Referenced by [vacuumphi\(\)](#), and [wa00aa\(\)](#).

Here is the call graph for this function:



Here is the caller graph for this function:



8.22.2.2 vacuumphi() subroutine vacuumphi (
integer *Nconstraints*,
real, dimension(1:nconstraints) *rho*,
real, dimension(1:nconstraints) *fvec*,
integer *iflag*)

Compute vacuum magnetic scalar potential (?)

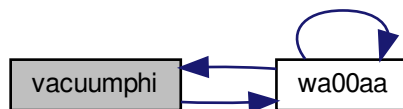
Parameters

<i>Nconstraints</i>	
<i>rho</i>	
<i>fvec</i>	
<i>iflag</i>	

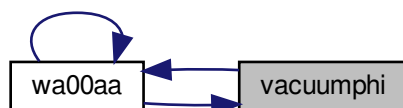
References [laplaces::alpha](#), [laplaces::cc](#), [allglobal::cpus](#), [laplaces::dorm](#), [laplaces::exterior](#), [constants::half](#), [laplaces::iangle](#), [laplaces::ic](#), [laplaces::icint](#), [allglobal::myid](#), [allglobal::ncpu](#), [laplaces::nintervals](#), [laplaces::niterations](#), [laplaces::np1](#), [laplaces::np4](#), [laplaces::nsegments](#), [allglobal::ntz](#), [constants::one](#), [laplaces::originalalpha](#), [fileunits::ounit](#), [laplaces::phi](#), [laplaces::phid](#), [constants::pi2](#), [allglobal::rij](#), [laplaces::rmid](#), [laplaces::stage1](#), [wa00aa\(\)](#), [inputlist::wmacros](#), [laplaces::xpoly](#), [laplaces::ypoly](#), [constants::zero](#), and [allglobal::zij](#).

Referenced by [wa00aa\(\)](#).

Here is the call graph for this function:



Here is the caller graph for this function:



8.23 Enhanced resolution for metric elements

Enhanced resolution is required for the metric elements, g_{ij}/\sqrt{g} , which is given by `mne`, `ime`, and `ine`. The Fourier resolution here is determined by `lMpol=2*Mpol` and `lNtor=2*Ntor`.

Variables

- integer **allglobal::mne**
enhanced resolution for metric elements
- integer, dimension(:), allocatable **allglobal::ime**
enhanced poloidal mode numbers for metric elements
- integer, dimension(:), allocatable **allglobal::ine**
enhanced toroidal mode numbers for metric elements

8.23.1 Detailed Description

Enhanced resolution is required for the metric elements, g_{ij}/\sqrt{g} , which is given by mne, ime, and ine. The Fourier resolution here is determined by $lM_{pol}=2*M_{pol}$ and $lN_{tor}=2*N_{tor}$.

8.24 Enhanced resolution for transformation to straight-field line angle

Enhanced resolution is required for the transformation to straight-field line angle on the interfaces, which is given by mns, ims and ins. The Fourier resolution here is determined by iM_{pol} and iN_{tor} .

Variables

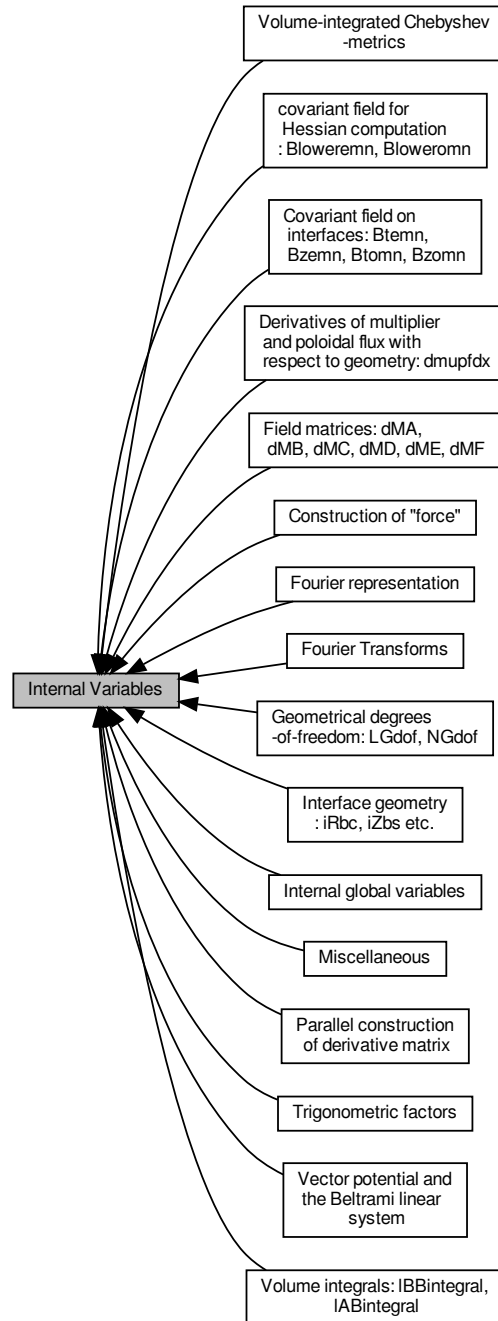
- integer **allglobal::mns**
enhanced resolution for straight field line transformation
- integer, dimension(:), allocatable **allglobal::ims**
enhanced poloidal mode numbers for straight field line transformation
- integer, dimension(:), allocatable **allglobal::ins**
enhanced toroidal mode numbers for straight field line transformation

8.24.1 Detailed Description

Enhanced resolution is required for the transformation to straight-field line angle on the interfaces, which is given by mns, ims and ins. The Fourier resolution here is determined by iM_{pol} and iN_{tor} .

8.25 Internal Variables

Collaboration diagram for Internal Variables:



Modules

- [Fourier representation](#)
- [Interface geometry: iRbc, iZbs etc.](#)

The Fourier harmonics of the interfaces are contained in $iRbc(1:mn, 0:Mvol)$ and $iZbs(1:mn, 0:Mvol)$, where $iRbc(l, j)$, $iZbs(l, j)$ contains the Fourier harmonics, R_j, Z_j , of the l -th interface.

- **Fourier Transforms**

The coordinate geometry and fields are mapped to/from Fourier space and real space using FFTW3. The resolution of the real space grid is given by $Nt=Ndiscrete*4*Mpol$ and $Nz=Ndiscrete*4*Ntor$.

- **Volume-integrated Chebyshev-metrics**

These are allocated in `dforce()`, defined in `ma00aa()`, and are used in `matrix()` to construct the matrices.

- **Vector potential and the Beltrami linear system**
- **Field matrices: dMA, dMB, dMC, dMD, dME, dMF**
- **Construction of "force"**

The force vector is comprised of B_{omn} and I_{omn} .

- **Covariant field on interfaces: Btemn, Bzemn, Btomn, Bzomn**

The covariant field.

- **covariant field for Hessian computation: Blowermn, Bloweromn**
- **Geometrical degrees-of-freedom: LGdof, NGdof**

The geometrical degrees-of-freedom.

- **Parallel construction of derivative matrix**
- **Derivatives of multiplier and poloidal flux with respect to geometry: dmupfx**
- **Trigonometric factors**
- **Volume integrals: IBBintegral, IABintegral**
- **Internal global variables**

internal global variables; internal logical variables; default values are provided here; these may be changed according to input values

- **Miscellaneous**

The following are miscellaneous flags required for the virtual casing field, external (vacuum) field integration, ...


Variables

- `type(derivative) allglobal::dbdx`
dB/dX (?)

8.25.1 Detailed Description

8.26 Fourier representation

Collaboration diagram for Fourier representation:



Variables

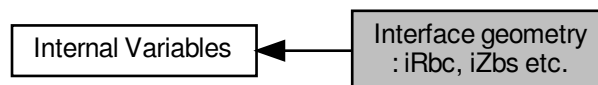
- integer **allglobal::mn**
total number of Fourier harmonics for coordinates/fields; calculated from Mpol, Ntor in readin()
- integer, dimension(:), allocatable **allglobal::im**
poloidal mode numbers for Fourier representation
- integer, dimension(:), allocatable **allglobal::in**
toroidal mode numbers for Fourier representation
- real, dimension(:), allocatable **allglobal::halfmm**
I saw this already somewhere...
- real, dimension(:), allocatable **allglobal::regumm**
I saw this already somewhere...
- real **allglobal::rscale**
no idea
- real, dimension(:,:), allocatable **allglobal::psifactor**
no idea
- real, dimension(:,:), allocatable **allglobal::inifactor**
no idea
- real, dimension(:), allocatable **allglobal::bbweight**
weight on force-imbalance harmonics; used in [dforce\(\)](#)
- real, dimension(:), allocatable **allglobal::mmpp**
spectral condensation factors

8.26.1 Detailed Description

8.27 Interface geometry: iRbc, iZbs etc.

The Fourier harmonics of the interfaces are contained in `iRbc(1:mn, 0:Mvol)` and `iZbs(1:mn, 0:Mvol)`, where `iRbc(l, j)`, `iZbs(l, j)` contains the Fourier harmonics, R_j , Z_j , of the l -th interface.

Collaboration diagram for Interface geometry: iRbc, iZbs etc.:



Variables

- real, dimension(:,:), allocatable **allglobal::irbc**
cosine R harmonics of interface surface geometry; stellarator symmetric
- real, dimension(:,:), allocatable **allglobal::izbs**
sine Z harmonics of interface surface geometry; stellarator symmetric
- real, dimension(:,:), allocatable **allglobal::irbs**
sine R harmonics of interface surface geometry; non-stellarator symmetric

- real, dimension(:,:), allocatable **allglobal::izbc**
cosine Z harmonics of interface surface geometry; non-stellarator symmetric
- real, dimension(:,:), allocatable **allglobal::drbc**
cosine R harmonics of interface surface geometry; stellarator symmetric; linear deformation
- real, dimension(:,:), allocatable **allglobal::dzbs**
sine Z harmonics of interface surface geometry; stellarator symmetric; linear deformation
- real, dimension(:,:), allocatable **allglobal::drbs**
sine R harmonics of interface surface geometry; non-stellarator symmetric; linear deformation
- real, dimension(:,:), allocatable **allglobal::dzbc**
cosine Z harmonics of interface surface geometry; non-stellarator symmetric; linear deformation
- real, dimension(:,:), allocatable **allglobal::irij**
interface surface geometry; real space
- real, dimension(:,:), allocatable **allglobal::izij**
interface surface geometry; real space
- real, dimension(:,:), allocatable **allglobal::drij**
interface surface geometry; real space
- real, dimension(:,:), allocatable **allglobal::dzij**
interface surface geometry; real space
- real, dimension(:,:), allocatable **allglobal::trij**
interface surface geometry; real space
- real, dimension(:,:), allocatable **allglobal::tzij**
interface surface geometry; real space
- real, dimension(:), allocatable **allglobal::ivns**
sine harmonics of vacuum normal magnetic field on interfaces; stellarator symmetric
- real, dimension(:), allocatable **allglobal::ibns**
sine harmonics of plasma normal magnetic field on interfaces; stellarator symmetric
- real, dimension(:), allocatable **allglobal::ivnc**
cosine harmonics of vacuum normal magnetic field on interfaces; non-stellarator symmetric
- real, dimension(:), allocatable **allglobal::ibnc**
cosine harmonics of plasma normal magnetic field on interfaces; non-stellarator symmetric
- real, dimension(:), allocatable **allglobal::lrbc**
local workspace
- real, dimension(:), allocatable **allglobal::lzbs**
local workspace
- real, dimension(:), allocatable **allglobal::lrbs**
local workspace
- real, dimension(:), allocatable **allglobal::lzbc**
local workspace
- integer **allglobal::num_modes**
- integer, dimension(:), allocatable **allglobal::mmrzz**
- integer, dimension(:), allocatable **allglobal::nnrzz**
- real, dimension(:,:), allocatable **allglobal::allrzz**

8.27.1 Detailed Description

The Fourier harmonics of the interfaces are contained in `iRbc(1:mn, 0:Mvol)` and `iZbs(1:mn, 0:Mvol)`, where `iRbc(l, j)`, `iZbs(l, j)` contains the Fourier harmonics, R_j , Z_j , of the l -th interface.

8.28 Fourier Transforms

The coordinate geometry and fields are mapped to/from Fourier space and real space using FFTW3. The resolution of the real space grid is given by $N_t = N_{\text{discrete}} * 4 * M_{\text{pol}}$ and $N_z = N_{\text{discrete}} * 4 * N_{\text{tor}}$.

Collaboration diagram for Fourier Transforms:



Variables

- integer **allglobal::nt**
discrete resolution along θ of grid in real space
- integer **allglobal::nz**
discrete resolution along ζ of grid in real space
- integer **allglobal::ntz**
*discrete resolution; $N_{tz} = N_t * N_z$ shorthand*
- integer **allglobal::hnt**
*discrete resolution; $N_{tz} = N_t * N_z$ shorthand*
- integer **allglobal::hnz**
*discrete resolution; $N_{tz} = N_t * N_z$ shorthand*
- real **allglobal::sontz**
*one / sqrt (one * N_{tz}); shorthand*
- real, dimension(:, :, :), allocatable **allglobal::rij**
real-space grid; R
- real, dimension(:, :, :), allocatable **allglobal::zij**
real-space grid; Z
- real, dimension(:, :, :), allocatable **allglobal::xij**
what is this?
- real, dimension(:, :, :), allocatable **allglobal::yij**
what is this?
- real, dimension(:, :), allocatable **allglobal::sg**
real-space grid; jacobian and its derivatives
- real, dimension(:, :, :), allocatable **allglobal::guvij**
real-space grid; metric elements
- real, dimension(:, :, :), allocatable **allglobal::gvuij**
real-space grid; metric elements (?); 10 Dec 15;
- real, dimension(:, :, :), allocatable **allglobal::guvijsave**
what is this?
- integer, dimension(:, :), allocatable **allglobal::ki**
identification of Fourier modes
- integer, dimension(:, :, :), allocatable **allglobal::kij**
identification of Fourier modes

- integer, dimension(:, :, :), allocatable **allglobal::kija**
identification of Fourier modes
- integer, dimension(:), allocatable **allglobal::iotakkii**
identification of Fourier modes
- integer, dimension(:, :), allocatable **allglobal::iotaksub**
identification of Fourier modes
- integer, dimension(:, :), allocatable **allglobal::iotakadd**
identification of Fourier modes
- integer, dimension(:, :), allocatable **allglobal::iotaksgn**
identification of Fourier modes
- real, dimension(:), allocatable **allglobal::efmn**
Fourier harmonics; dummy workspace.
- real, dimension(:), allocatable **allglobal::ofmn**
Fourier harmonics; dummy workspace.
- real, dimension(:), allocatable **allglobal::cfmn**
Fourier harmonics; dummy workspace.
- real, dimension(:), allocatable **allglobal::sfmn**
Fourier harmonics; dummy workspace.
- real, dimension(:), allocatable **allglobal::evmn**
Fourier harmonics; dummy workspace.
- real, dimension(:), allocatable **allglobal::odmn**
Fourier harmonics; dummy workspace.
- real, dimension(:), allocatable **allglobal::comn**
Fourier harmonics; dummy workspace.
- real, dimension(:), allocatable **allglobal::simn**
Fourier harmonics; dummy workspace.
- real, dimension(:), allocatable **allglobal::ijreal**
what is this ?
- real, dimension(:), allocatable **allglobal::ijimag**
what is this ?
- real, dimension(:), allocatable **allglobal::jireal**
what is this ?
- real, dimension(:), allocatable **allglobal::jiimag**
what is this ?
- real, dimension(:), allocatable **allglobal::jkreal**
what is this ?
- real, dimension(:), allocatable **allglobal::jkimag**
what is this ?
- real, dimension(:), allocatable **allglobal::kjreal**
what is this ?
- real, dimension(:), allocatable **allglobal::kjimag**
what is this ?
- real, dimension(:, :, :), allocatable **allglobal::bsupumn**
tangential field on interfaces; θ -component; required for virtual casing construction of field; 11 Oct 12
- real, dimension(:, :, :), allocatable **allglobal::bsupvmn**
tangential field on interfaces; ζ -component; required for virtual casing construction of field; 11 Oct 12
- real, dimension(:, :), allocatable **allglobal::goomne**
described in [preset\(\)](#)
- real, dimension(:, :), allocatable **allglobal::goomno**
described in [preset\(\)](#)
- real, dimension(:, :), allocatable **allglobal::gssmne**

- *described in [preset\(\)](#)*
- real, dimension(:,:), allocatable **allglobal::gssmno**
described in [preset\(\)](#)
- real, dimension(:,:), allocatable **allglobal::gstmne**
described in [preset\(\)](#)
- real, dimension(:,:), allocatable **allglobal::gstmno**
described in [preset\(\)](#)
- real, dimension(:,:), allocatable **allglobal::gszmne**
described in [preset\(\)](#)
- real, dimension(:,:), allocatable **allglobal::gszmno**
described in [preset\(\)](#)
- real, dimension(:,:), allocatable **allglobal::gttmne**
described in [preset\(\)](#)
- real, dimension(:,:), allocatable **allglobal::gttmno**
described in [preset\(\)](#)
- real, dimension(:,:), allocatable **allglobal::gtzmne**
described in [preset\(\)](#)
- real, dimension(:,:), allocatable **allglobal::gtzmno**
described in [preset\(\)](#)
- real, dimension(:,:), allocatable **allglobal::gzzmne**
described in [preset\(\)](#)
- real, dimension(:,:), allocatable **allglobal::gzzmno**
described in [preset\(\)](#)

8.28.1 Detailed Description

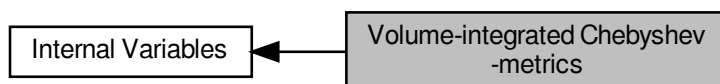
The coordinate geometry and fields are mapped to/from Fourier space and real space using FFTW3. The resolution of the real space grid is given by $N_t = N_{\text{discrete}} * 4 * M_{\text{pol}}$ and $N_z = N_{\text{discrete}} * 4 * N_{\text{tor}}$.

Various workspace arrays are allocated. These include $R_{ij}(1:N_t z, 0:3, 0:3)$ and $Z_{ij}(1:N_t z, 0:3, 0:3)$, which contain the coordinates in real space and their derivatives; $sg(0:3, N_t z)$, which contains the Jacobian and its derivatives; and $g_{uv}(0:6, 0:3, 1:N_t z)$, which contains the metric elements and their derivatives.

8.29 Volume-integrated Chebyshev-metrics

These are allocated in [dforce\(\)](#), defined in [ma00aa\(\)](#), and are used in [matrix\(\)](#) to construct the matrices.

Collaboration diagram for Volume-integrated Chebyshev-metrics:



Variables

- real, dimension(:,:,:), allocatable **allglobal::dtoocc**
volume-integrated Chebychev-metrics; see [matrix\(\)](#)
- real, dimension(:,:,:), allocatable **allglobal::dtoocs**
volume-integrated Chebychev-metrics; see [matrix\(\)](#)
- real, dimension(:,:,:), allocatable **allglobal::dtoosc**
volume-integrated Chebychev-metrics; see [matrix\(\)](#)
- real, dimension(:,:,:), allocatable **allglobal::dtooss**
volume-integrated Chebychev-metrics; see [matrix\(\)](#)
- real, dimension(:,:,:), allocatable **allglobal::ttssc**
volume-integrated Chebychev-metrics; see [matrix\(\)](#)
- real, dimension(:,:,:), allocatable **allglobal::ttscs**
volume-integrated Chebychev-metrics; see [matrix\(\)](#)
- real, dimension(:,:,:), allocatable **allglobal::ttssc**
volume-integrated Chebychev-metrics; see [matrix\(\)](#)
- real, dimension(:,:,:), allocatable **allglobal::ttsss**
volume-integrated Chebychev-metrics; see [matrix\(\)](#)
- real, dimension(:,:,:), allocatable **allglobal::tdstcc**
volume-integrated Chebychev-metrics; see [matrix\(\)](#)
- real, dimension(:,:,:), allocatable **allglobal::tdstcs**
volume-integrated Chebychev-metrics; see [matrix\(\)](#)
- real, dimension(:,:,:), allocatable **allglobal::tdstsc**
volume-integrated Chebychev-metrics; see [matrix\(\)](#)
- real, dimension(:,:,:), allocatable **allglobal::tdstss**
volume-integrated Chebychev-metrics; see [matrix\(\)](#)
- real, dimension(:,:,:), allocatable **allglobal::tdszcc**
volume-integrated Chebychev-metrics; see [matrix\(\)](#)
- real, dimension(:,:,:), allocatable **allglobal::tdszcs**
volume-integrated Chebychev-metrics; see [matrix\(\)](#)
- real, dimension(:,:,:), allocatable **allglobal::tdszc**
volume-integrated Chebychev-metrics; see [matrix\(\)](#)
- real, dimension(:,:,:), allocatable **allglobal::tdszs**
volume-integrated Chebychev-metrics; see [matrix\(\)](#)
- real, dimension(:,:,:), allocatable **allglobal::ddttcc**
volume-integrated Chebychev-metrics; see [matrix\(\)](#)
- real, dimension(:,:,:), allocatable **allglobal::ddttcs**
volume-integrated Chebychev-metrics; see [matrix\(\)](#)
- real, dimension(:,:,:), allocatable **allglobal::ddttsc**
volume-integrated Chebychev-metrics; see [matrix\(\)](#)
- real, dimension(:,:,:), allocatable **allglobal::ddttss**
volume-integrated Chebychev-metrics; see [matrix\(\)](#)
- real, dimension(:,:,:), allocatable **allglobal::ddtzcc**
volume-integrated Chebychev-metrics; see [matrix\(\)](#)
- real, dimension(:,:,:), allocatable **allglobal::ddtzcs**
volume-integrated Chebychev-metrics; see [matrix\(\)](#)
- real, dimension(:,:,:), allocatable **allglobal::ddtzsc**
volume-integrated Chebychev-metrics; see [matrix\(\)](#)
- real, dimension(:,:,:), allocatable **allglobal::ddtzs**
volume-integrated Chebychev-metrics; see [matrix\(\)](#)
- real, dimension(:,:,:), allocatable **allglobal::ddzzcc**

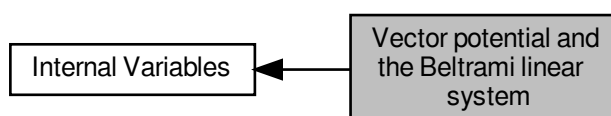
- *volume-integrated Chebychev-metrics; see [matrix\(\)](#)*
real, dimension(:, :, :, :), allocatable **allglobal::ddzacs**
- *volume-integrated Chebychev-metrics; see [matrix\(\)](#)*
real, dimension(:, :, :, :), allocatable **allglobal::ddzsc**
- *volume-integrated Chebychev-metrics; see [matrix\(\)](#)*
real, dimension(:, :, :, :), allocatable **allglobal::ddzss**
- real, dimension(:, :), allocatable **allglobal::tsc**
what is this?
- real, dimension(:, :), allocatable **allglobal::tss**
what is this?
- real, dimension(:, :), allocatable **allglobal::dtc**
what is this?
- real, dimension(:, :), allocatable **allglobal::dts**
what is this?
- real, dimension(:, :), allocatable **allglobal::dzc**
what is this?
- real, dimension(:, :), allocatable **allglobal::dzs**
what is this?
- real, dimension(:, :), allocatable **allglobal::ttc**
what is this?
- real, dimension(:, :), allocatable **allglobal::tzc**
what is this?
- real, dimension(:, :), allocatable **allglobal::tts**
what is this?
- real, dimension(:, :), allocatable **allglobal::tzs**
what is this?
- real, dimension(:), allocatable **allglobal::dtflux**
 $\delta\psi_{toroidal}$ in each annulus
- real, dimension(:), allocatable **allglobal::dpflux**
 $\delta\psi_{poloidal}$ in each annulus
- real, dimension(:), allocatable **allglobal::sweight**
minimum poloidal length constraint weight

8.29.1 Detailed Description

These are allocated in [dforce\(\)](#), defined in [ma00aa\(\)](#), and are used in [matrix\(\)](#) to construct the matrices.

8.30 Vector potential and the Beltrami linear system

Collaboration diagram for Vector potential and the Beltrami linear system:



Variables

- integer, dimension(:), allocatable **allglobal::nadof**
degrees of freedom in Beltrami fields in each annulus
- integer, dimension(:), allocatable **allglobal::nfielddof**
degrees of freedom in Beltrami fields in each annulus, field only, no Lagrange multipliers
- type(subgrid), dimension(:, :, :), allocatable **allglobal::ate**
magnetic vector potential cosine Fourier harmonics; stellarator-symmetric
- type(subgrid), dimension(:, :, :), allocatable **allglobal::aze**
magnetic vector potential cosine Fourier harmonics; stellarator-symmetric
- type(subgrid), dimension(:, :, :), allocatable **allglobal::ato**
magnetic vector potential sine Fourier harmonics; non-stellarator-symmetric
- type(subgrid), dimension(:, :, :), allocatable **allglobal::azo**
magnetic vector potential sine Fourier harmonics; non-stellarator-symmetric
- integer, dimension(:, :), allocatable **allglobal::lma**
Lagrange multipliers (?)
- integer, dimension(:, :), allocatable **allglobal::lmb**
Lagrange multipliers (?)
- integer, dimension(:, :), allocatable **allglobal::lmc**
Lagrange multipliers (?)
- integer, dimension(:, :), allocatable **allglobal::lmd**
Lagrange multipliers (?)
- integer, dimension(:, :), allocatable **allglobal::lme**
Lagrange multipliers (?)
- integer, dimension(:, :), allocatable **allglobal::lmf**
Lagrange multipliers (?)
- integer, dimension(:, :), allocatable **allglobal::lmg**
Lagrange multipliers (?)
- integer, dimension(:, :), allocatable **allglobal::lmh**
Lagrange multipliers (?)
- real, dimension(:, :), allocatable **allglobal::lmavalue**
what is this?
- real, dimension(:, :), allocatable **allglobal::lmbvalue**
what is this?
- real, dimension(:, :), allocatable **allglobal::lmcvalue**
what is this?
- real, dimension(:, :), allocatable **allglobal::lmdvalue**
what is this?
- real, dimension(:, :), allocatable **allglobal::lmevalue**
what is this?
- real, dimension(:, :), allocatable **allglobal::lmfvalue**
what is this?
- real, dimension(:, :), allocatable **allglobal::lmgvalue**
what is this?
- real, dimension(:, :), allocatable **allglobal::lmhvalue**
what is this?
- integer, dimension(:, :), allocatable **allglobal::fso**
what is this?
- integer, dimension(:, :), allocatable **allglobal::fse**
what is this?
- logical **allglobal::lcoordinatesingularity**

- *set by LREGION macro; true if inside the innermost volume*
- logical **allglobal::lplasmaregion**
 - *set by LREGION macro; true if inside the plasma region*
- logical **allglobal::lvacuumregion**
 - *set by LREGION macro; true if inside the vacuum region*
- logical **allglobal::lsavedguvij**
 - *flag used in matrix free*
- logical **allglobal::localconstraint**
 - *what is this?*

8.30.1 Detailed Description

- In each volume, the total degrees of freedom in the Beltrami linear system is $N_{\text{Adof}}(1:N_{\text{vol}})$. This depends on $M_{\text{pol}}, N_{\text{tor}}$ and $L_{\text{rad}}(v_{\text{vol}})$.
- The covariant components of the vector potential are written as

$$A_{\theta} = \sum_i \sum_{l=0}^L A_{\theta,e,i,l} T_l(s) \cos \alpha_i + \sum_i \sum_{l=0}^L A_{\theta,o,i,l} T_l(s) \sin \alpha_i \quad (242)$$

$$A_{\zeta} = \sum_i \sum_{l=0}^L A_{\zeta,e,i,l} T_l(s) \cos \alpha_i + \sum_i \sum_{l=0}^L A_{\zeta,o,i,l} T_l(s) \sin \alpha_i, \quad (243)$$

where $T_l(s)$ are the Chebyshev polynomials and $\alpha_i \equiv m_i \theta - n_i \zeta$.

- The following internal arrays are declared in `preset()` :

`dAte(0,i)%s(l) ≡ $A_{\theta,e,i,l}$`

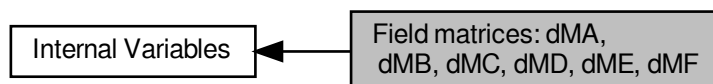
`dAze(0,i)%s(l) ≡ $A_{\zeta,e,i,l}$`

`dAto(0,i)%s(l) ≡ $A_{\theta,o,i,l}$`

`dAzo(0,i)%s(l) ≡ $A_{\zeta,o,i,l}$`

8.31 Field matrices: dMA, dMB, dMC, dMD, dME, dMF

Collaboration diagram for Field matrices: dMA, dMB, dMC, dMD, dME, dMF:



Variables

- real, dimension(:,:), allocatable **allglobal::dma**
energy and helicity matrices; quadratic forms
- real, dimension(:,:), allocatable **allglobal::dmb**
energy and helicity matrices; quadratic forms
- real, dimension(:,:), allocatable **allglobal::dmd**
energy and helicity matrices; quadratic forms
- real, dimension(:), allocatable **allglobal::dmas**
sparse version of dMA, data
- real, dimension(:), allocatable **allglobal::dmds**
sparse version of dMD, data
- integer, dimension(:), allocatable **allglobal::idmas**
sparse version of dMA and dMD, indices
- integer, dimension(:), allocatable **allglobal::jdmas**
sparse version of dMA and dMD, indices
- integer, dimension(:), allocatable **allglobal::ndmasmax**
number of elements for sparse matrices
- integer, dimension(:), allocatable **allglobal::ndmas**
number of elements for sparse matrices
- real, dimension(:), allocatable **allglobal::dmg**
what is this?
- real, dimension(:), allocatable **allglobal::adotx**
the matrix-vector product
- real, dimension(:), allocatable **allglobal::ddotx**
the matrix-vector product
- real, dimension(:,:), allocatable **allglobal::solution**
this is allocated in dforce; used in mp00ac and ma02aa; and is passed to packab
- real, dimension(:,:), allocatable **allglobal::gmreslastsolution**
used to store the last solution for restarting GMRES
- real, dimension(:), allocatable **allglobal::mbpsi**
matrix vector products
- logical **allglobal::iluprecond**
whether to use ILU preconditioner for GMRES
- real, dimension(:,:), allocatable **allglobal::beltramiinverse**
Beltrami inverse matrix.
- real, dimension(:,:), allocatable **allglobal::diotadxup**
measured rotational transform on inner/outer interfaces for each volume; $d(\text{transform})/dx$; (see dforce)
- real, dimension(:,:), allocatable **allglobal::ditgpdxtp**
measured toroidal and poloidal current on inner/outer interfaces for each volume; $d(I_{\text{tor}}, G_{\text{pol}})/dx$; (see dforce)
- real, dimension(:,:,:), allocatable **allglobal::glambda**
save initial guesses for iterative calculation of rotational-transform
- integer **allglobal::lmns**
number of independent degrees of freedom in angle transformation;
- real, dimension(:,:), allocatable **allglobal::dlambdaout**

8.31.1 Detailed Description

- The energy, $W \equiv \int dv \mathbf{B} \cdot \mathbf{B}$, and helicity, $K \equiv \int dv \mathbf{A} \cdot \mathbf{B}$, functionals may be written

$$W = \frac{1}{2} a_i A_{i,j} a_j + a_i B_{i,j} \psi_j + \frac{1}{2} \psi_i C_{i,j} \psi_j \quad (244)$$

$$K = \frac{1}{2} a_i D_{i,j} a_j + a_i E_{i,j} \psi_j + \frac{1}{2} \psi_i F_{i,j} \psi_j \quad (245)$$

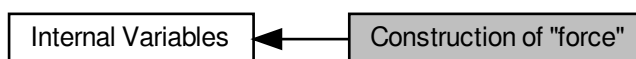
where $\mathbf{a} \equiv \{A_{\theta,e,i,l}, A_{\zeta,e,i,l}, A_{\theta,o,i,l}, A_{\zeta,o,i,l}, f_{e,i}, f_{o,i}\}$ contains the independent degrees of freedom and $\psi \equiv \{\Delta\psi_t, \Delta\psi_p\}$.

- These are allocated and deallocated in `dforce()`, assigned in `matrix()`, and used in `mp00ac()` and (?) `df00aa()`.

8.32 Construction of "force"

The force vector is comprised of `Bomn` and `Iomn`.

Collaboration diagram for Construction of "force":



Variables

- real, dimension(:, :, :), allocatable **allglobal::bemn**
force vector; stellarator-symmetric (?)
- real, dimension(:, :), allocatable **allglobal::iomn**
force vector; stellarator-symmetric (?)
- real, dimension(:, :, :), allocatable **allglobal::somn**
force vector; non-stellarator-symmetric (?)
- real, dimension(:, :, :), allocatable **allglobal::pomn**
force vector; non-stellarator-symmetric (?)
- real, dimension(:, :, :), allocatable **allglobal::bomn**
force vector; stellarator-symmetric (?)
- real, dimension(:, :), allocatable **allglobal::iemn**
force vector; stellarator-symmetric (?)
- real, dimension(:, :, :), allocatable **allglobal::semn**
force vector; non-stellarator-symmetric (?)
- real, dimension(:, :, :), allocatable **allglobal::pemn**
force vector; non-stellarator-symmetric (?)
- real, dimension(:), allocatable **allglobal::bbe**
force vector (?); stellarator-symmetric (?)
- real, dimension(:), allocatable **allglobal::iio**
force vector (?); stellarator-symmetric (?)
- real, dimension(:), allocatable **allglobal::bbo**
force vector (?); non-stellarator-symmetric (?)
- real, dimension(:), allocatable **allglobal::iie**
force vector (?); non-stellarator-symmetric (?)

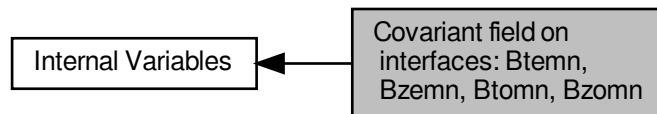
8.32.1 Detailed Description

The force vector is comprised of `Bomn` and `Iomn`.

8.33 Covariant field on interfaces: `Btemn`, `Bzemn`, `Btomn`, `Bzomn`

The covariant field.

Collaboration diagram for Covariant field on interfaces: `Btemn`, `Bzemn`, `Btomn`, `Bzomn`:



Variables

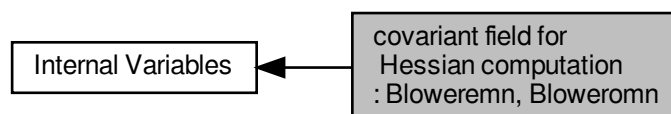
- real, dimension(:, :, :), allocatable **allglobal::btemn**
covariant θ cosine component of the tangential field on interfaces; stellarator-symmetric
- real, dimension(:, :, :), allocatable **allglobal::bzemn**
covariant ζ cosine component of the tangential field on interfaces; stellarator-symmetric
- real, dimension(:, :, :), allocatable **allglobal::btomn**
covariant θ sine component of the tangential field on interfaces; non-stellarator-symmetric
- real, dimension(:, :, :), allocatable **allglobal::bzomn**
covariant ζ sine component of the tangential field on interfaces; non-stellarator-symmetric

8.33.1 Detailed Description

The covariant field.

8.34 covariant field for Hessian computation: `Bloweremn`, `Bloweromn`

Collaboration diagram for covariant field for Hessian computation: `Bloweremn`, `Bloweromn`:



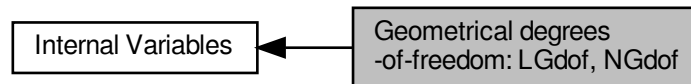
Variables

- real, dimension(:,:), allocatable **allglobal::bloweremn**
covariant field for Hessian computation
- real, dimension(:,:), allocatable **allglobal::bloweromn**
covariant field for Hessian computation

8.34.1 Detailed Description**8.35 Geometrical degrees-of-freedom: LGdof, NGdof**

The geometrical degrees-of-freedom.

Collaboration diagram for Geometrical degrees-of-freedom: LGdof, NGdof:

**Variables**

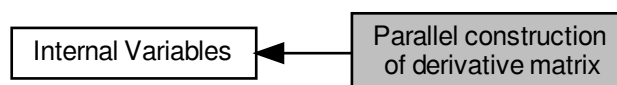
- integer **allglobal::lgdof**
geometrical degrees of freedom associated with each interface
- integer **allglobal::ngdof**
total geometrical degrees of freedom

8.35.1 Detailed Description

The geometrical degrees-of-freedom.

8.36 Parallel construction of derivative matrix

Collaboration diagram for Parallel construction of derivative matrix:



Variables

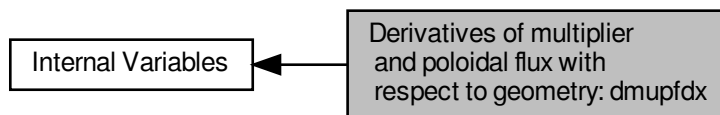
- real, dimension(:,:,:), allocatable **allglobal::dbbdrz**
derivative of magnetic field w.r.t. geometry (?)
- real, dimension(:,:), allocatable **allglobal::diidrz**
derivative of spectral constraints w.r.t. geometry (?)
- real, dimension(:,:,:,:), allocatable **allglobal::dffdrz**
derivatives of B^2 at the interfaces wrt geometry
- real, dimension(:,:,:,:), allocatable **allglobal::dbbdmp**
derivatives of B^2 at the interfaces wrt mu and dflux
- real, dimension(:,:,:,:), allocatable **allglobal::hdffdrz**
derivatives of B^2 at the interfaces wrt geometry 2D Hessian;
- real, dimension(:,:,:,:), allocatable **allglobal::denegydr**
derivatives of energy at the interfaces wrt geometry 3D Hessian;
- real, dimension(:,:,:,:), allocatable **allglobal::denegydrz**
derivatives of energy at the interfaces wrt geometry 3D Hessian;
- real, dimension(:,:,:,:), allocatable **allglobal::denegydzr**
derivatives of energy at the interfaces wrt geometry 3D Hessian;
- real, dimension(:,:,:,:), allocatable **allglobal::denegydz**
derivatives of energy at the interfaces wrt geometry 3D Hessian;

8.36.1 Detailed Description

- The derivatives of force-balance, $[[p + B^2/2]]$, and the spectral constraints (see `sw03aa()`), with respect to the interface geometry is constructed in parallel by `dforce()`.
- force-balance across the l -th interface depends on the fields in the adjacent interfaces.

8.37 Derivatives of multiplier and poloidal flux with respect to geometry: dmupfdx

Collaboration diagram for Derivatives of multiplier and poloidal flux with respect to geometry: dmupfdx:



Variables

- real, dimension(:,:,:), allocatable **allglobal::dmupfdx**
derivatives of mu and dflux wrt geometry at constant interface transform
- logical **allglobal::lhessianallocated**
flag to indicate that force gradient matrix is allocated (?)
- real, dimension(:,:), allocatable **allglobal::hessian**
force gradient matrix (?)
- real, dimension(:,:), allocatable **allglobal::dessian**
derivative of force gradient matrix (?)
- logical **allglobal::lhessian2dallocated**
flag to indicate that 2D Hessian matrix is allocated (?)
- real, dimension(:,:), allocatable **allglobal::hessian2d**
Hessian 2D.
- real, dimension(:,:), allocatable **allglobal::dessian2d**
derivative Hessian 2D
- logical **allglobal::lhessian3dallocated**
flag to indicate that 2D Hessian matrix is allocated (?)
- real, dimension(:,:), allocatable **allglobal::hessian3d**
Hessian 3D.
- real, dimension(:,:), allocatable **allglobal::dessian3d**
derivative Hessian 3D
- real, dimension(:), allocatable **allglobal::force_final**
*Final force on the interfaces [inface*mode].*

8.37.1 Detailed Description

- The information in `dmupfdx` describes how the helicity multiplier, μ , and the enclosed poloidal flux, $\Delta\psi_p$, must vary as the geometry is varied in order to satisfy the interface transform constraint.
- The internal variable `dmupfdx(1:Mvol, 1:2, 1:LGdof, 0:1)` is allocated/deallocated in `newton()`, and `hessian()` if selected.
- The magnetic field depends on the Fourier harmonics of both the inner and outer interface geometry (represented here as x_j), the helicity multiplier, and the enclosed poloidal flux, i.e. $\mathbf{B}_\pm = \mathbf{B}_\pm(x_j, \mu, \Delta\psi_p)$, so that

$$\delta\mathbf{B}_\pm = \frac{\partial\mathbf{B}_\pm}{\partial x_j} \delta x_j + \frac{\partial\mathbf{B}_\pm}{\partial\mu} \delta\mu + \frac{\partial\mathbf{B}_\pm}{\partial\Delta\psi_p} \delta\Delta\psi_p. \quad (246)$$

- This information is used to adjust the calculation of how force-balance, i.e. B^2 at the interfaces, varies with geometry at fixed interface rotational transform. Given

$$B_\pm^2 = B_\pm^2(x_j, \mu, \Delta\psi_p), \quad (247)$$

we may derive

$$\frac{\partial B_\pm^2}{\partial x_j} = \frac{\partial B_\pm^2}{\partial x_j} + \frac{\partial B_\pm^2}{\partial\mu} \frac{\partial\mu}{\partial x_j} + \frac{\partial B_\pm^2}{\partial\Delta\psi_p} \frac{\partial\Delta\psi_p}{\partial x_j} \quad (248)$$

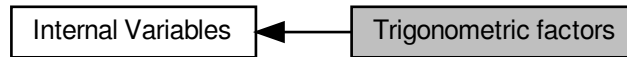
- The constraint to be enforced is that μ and $\Delta\psi_p$ must generally vary as the geometry is varied if the value of the rotational-transform constraint on the inner/outer interface is to be preserved, i.e.

$$\begin{pmatrix} \frac{\partial\tau_-}{\partial\mathbf{B}_-} \cdot \frac{\partial\mathbf{B}_-}{\partial\mu} & \frac{\partial\tau_-}{\partial\mathbf{B}_-} \cdot \frac{\partial\mathbf{B}_-}{\partial\Delta\psi_p} \\ \frac{\partial\tau_+}{\partial\mathbf{B}_+} \cdot \frac{\partial\mathbf{B}_+}{\partial\mu} & \frac{\partial\tau_+}{\partial\mathbf{B}_+} \cdot \frac{\partial\mathbf{B}_+}{\partial\Delta\psi_p} \end{pmatrix} \begin{pmatrix} \frac{\partial\mu}{\partial x_j} \\ \frac{\partial\Delta\psi_p}{\partial x_j} \end{pmatrix} = - \begin{pmatrix} \frac{\partial\tau_-}{\partial\mathbf{B}_-} \cdot \frac{\partial\mathbf{B}_-}{\partial x_j} \\ \frac{\partial\tau_+}{\partial\mathbf{B}_+} \cdot \frac{\partial\mathbf{B}_+}{\partial x_j} \end{pmatrix}. \quad (249)$$

- This 2×2 linear equation is solved in `dforce()` and the derivatives of the rotational-transform are given in `diotadxup`, see `preset.f90`.
- A finite-difference estimate is computed if `Lcheck==4`.

8.38 Trigonometric factors

Collaboration diagram for Trigonometric factors:



Variables

- real, dimension(:,:), allocatable **allglobal::cosi**
some precomputed cosines
- real, dimension(:,:), allocatable **allglobal::sini**
some precomputed sines
- real, dimension(:), allocatable **allglobal::gteta**
something related to \sqrt{g} and θ ?
- real, dimension(:), allocatable **allglobal::gzeta**
something related to \sqrt{g} and ζ ?
- real, dimension(:), allocatable **allglobal::ajk**
definition of coordinate axis
- real, dimension(:,::,:), allocatable **allglobal::dradr**
derivatives of coordinate axis
- real, dimension(:,::,:), allocatable **allglobal::dradz**
derivatives of coordinate axis
- real, dimension(:,::,:), allocatable **allglobal::dzadr**
derivatives of coordinate axis
- real, dimension(:,::,:), allocatable **allglobal::dzadz**
derivatives of coordinate axis
- real, dimension(:,:,:), allocatable **allglobal::drodr**
derivatives of coordinate axis
- real, dimension(:,:,:), allocatable **allglobal::drodz**
derivatives of coordinate axis
- real, dimension(:,:,:), allocatable **allglobal::dzodr**
derivatives of coordinate axis
- real, dimension(:,:,:), allocatable **allglobal::dzodz**
derivatives of coordinate axis
- integer, dimension(:,:), allocatable **allglobal::djkp**
for calculating cylindrical volume
- integer, dimension(:,:), allocatable **allglobal::djkm**
for calculating cylindrical volume

8.38.1 Detailed Description

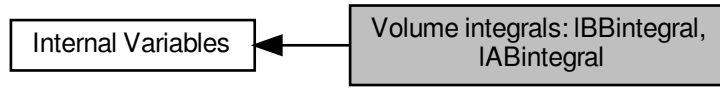
- To facilitate construction of the metric integrals, various trigonometric identities are exploited.
- The following are used for volume integrals (see `volume()`):

$$a_{i,j,k} = 4 m_k \iiint d\theta d\zeta \cos(\alpha_i) \cos(\alpha_j) \cos(\alpha_k) / (2\pi)^2, \quad (250)$$

$$b_{i,j,k} = 4 m_j \iiint d\theta d\zeta \cos(\alpha_i) \sin(\alpha_j) \sin(\alpha_k) / (2\pi)^2, \quad (251)$$

8.39 Volume integrals: IBBintegral, IABintegral

Collaboration diagram for Volume integrals: IBBintegral, IABintegral:



Variables

- real, dimension(:), allocatable **allglobal::lbbintegral**
B.B integral.
- real, dimension(:), allocatable **allglobal::labintegral**
A.B integral.
- real, dimension(:), allocatable **allglobal::vvolume**
volume integral of \sqrt{g} ; computed in volume
- real **allglobal::dvolume**
derivative of volume w.r.t. interface geometry

8.39.1 Detailed Description

- The energy functional, $F \equiv \sum_l F_l$, where

$$F_l \equiv \left(\int_{\mathcal{V}_l} \frac{p_l}{\gamma - 1} + \frac{B_l^2}{2} dv \right) = \frac{P_l}{\gamma - 1} V_l^{1-\gamma} + \int_{\mathcal{V}_l} \frac{B_l^2}{2} dv, \quad (252)$$

where the second expression is derived using $p_l V_l^\gamma = P_l$, where P_l is the adiabatic-constant. In Eqn. (252), it is implicit that \mathbf{B} satisfies (i) the toroidal and poloidal flux constraints; (ii) the interface constraint, $\mathbf{B} \cdot \nabla s = 0$; and (iii) the helicity constraint (or the transform constraint).

- The derivatives of F_l with respect to the inner and outer adjacent interface geometry are stored in `dFF(1↔:Nvol,0:1,0:mn+mn-1)`, where

$$F_l \equiv \text{dFF}(1, 0, 0)$$

$$\partial F_l / \partial R_{l-1,j} \equiv \text{dFF}(11, 0, j)$$

$$\partial F_l / \partial Z_{l-1,j} \equiv \text{dFF}(11, 0, mn + j)$$

$$\partial F_l / \partial R_{l,j} \equiv \text{dFF}(11, 1, j)$$

$$\partial F_l / \partial Z_{l,j} \equiv \text{dFF}(11, 1, mn + j)$$

- The volume integrals $\int dv$, $\int B^2 dv$ and $\int \mathbf{A} \cdot \mathbf{B} dv$ in each volume are computed and saved in `volume(0↔:2, 1:Nvol)`.

8.40 Internal global variables

internal global variables; internal logical variables; default values are provided here; these may be changed according to input values

Collaboration diagram for Internal global variables:



Variables

- integer **allglobal::ivol**
labels volume; some subroutines (called by NAG) are fixed argument list but require the volume label
- real **allglobal::gbzeta**
toroidal (contravariant) field; calculated in bfield; required to convert $\hat{\theta}$ to B^θ , \hat{s} to B^s
- integer, dimension(:), allocatable **allglobal::iquad**
internal copy of Nquad
- real, dimension(:,:), allocatable **allglobal::gaussianweight**
weights for Gaussian quadrature
- real, dimension(:,:), allocatable **allglobal::gaussianabscissae**
abscissae for Gaussian quadrature
- logical **allglobal::lilinear**
controls selection of Beltrami field solver; depends on LBeltrami
- logical **allglobal::lbnewton**
controls selection of Beltrami field solver; depends on LBeltrami
- logical **allglobal::lbsequad**
controls selection of Beltrami field solver; depends on LBeltrami
- real, dimension(1:3) **allglobal::orzp**
used in mg00aa() to determine (s, θ, ζ) given (R, Z, φ)

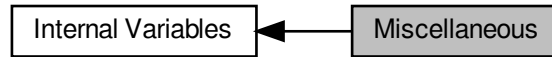
8.40.1 Detailed Description

internal global variables; internal logical variables; default values are provided here; these may be changed according to input values

8.41 Miscellaneous

The following are miscellaneous flags required for the virtual casing field, external (vacuum) field integration, ...

Collaboration diagram for Miscellaneous:



Variables

- integer **allglobal::globalijk**
labels position
- real, dimension(:,:), allocatable **allglobal::dxyz**
computational boundary; position
- real, dimension(:,:), allocatable **allglobal::nxyz**
computational boundary; normal
- real, dimension(:,:), allocatable **allglobal::jxyz**
plasma boundary; surface current
- real, dimension(1:2) **allglobal::tetazeta**
what is this?
- real **allglobal::virtualcasingfactor** = -one / (four*pi)
this agrees with diagno
- integer **allglobal::iberror**
for computing error in magnetic field
- integer **allglobal::nfreeboundaryiterations**
number of free-boundary iterations already performed
- integer, parameter **allglobal::node** = 2
best to make this global for consistency between calling and called routines
- logical **allglobal::first_free_bound** = .false.
flag to indicate that this is the first free-boundary iteration

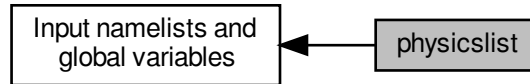
8.41.1 Detailed Description

The following are miscellaneous flags required for the virtual casing field, external (vacuum) field integration, ...

8.42 physicslist

The namelist `physicslist` controls the geometry, profiles, and numerical resolution.

Collaboration diagram for `physicslist`:



Variables

- integer `inputlist::igeometry` = 3
selects Cartesian, cylindrical or toroidal geometry;
- integer `inputlist::istellsym` = 1
stellarator symmetry is enforced if `Istellsym==1`
- integer `inputlist::lfreebound` = 0
compute vacuum field surrounding plasma
- real `inputlist::phiedge` = 1.0
total enclosed toroidal magnetic flux;
- real `inputlist::curtor` = 0.0
total enclosed (toroidal) plasma current;
- real `inputlist::curpol` = 0.0
total enclosed (poloidal) linking current;
- real `inputlist::gamma` = 0.0
adiabatic index; cannot set $|\gamma| = 1$
- integer `inputlist::nfp` = 1
field periodicity
- integer `inputlist::nvol` = 1
number of volumes
- integer `inputlist::mpol` = 0
number of poloidal Fourier harmonics
- integer `inputlist::ntor` = 0
number of toroidal Fourier harmonics
- integer, dimension(1:mnvol+1) `inputlist::lrad` = 4
Chebyshev resolution in each volume.
- integer `inputlist::lconstraint` = -1
selects constraints; primarily used in `ma02aa()` and `mp00ac()`.
- real, dimension(1:mnvol+1) `inputlist::tflux` = 0.0
toroidal flux, ψ_t , enclosed by each interface
- real, dimension(1:mnvol+1) `inputlist::pflux` = 0.0
poloidal flux, ψ_p , enclosed by each interface
- real, dimension(1:mnvol) `inputlist::helicity` = 0.0
helicity, \mathcal{K} , in each volume, \mathcal{V}_i

- real `inputlist::pscale` = 0.0
pressure scale factor
- real, dimension(1:mnvol+1) `inputlist::pressure` = 0.0
pressure in each volume
- integer `inputlist::ladiabatic` = 0
logical flag
- real, dimension(1:mnvol+1) `inputlist::adiabatic` = 0.0
adiabatic constants in each volume
- real, dimension(1:mnvol+1) `inputlist::mu` = 0.0
helicity-multiplier, μ , in each volume
- real, dimension(1:mnvol+1) `inputlist::ivolume` = 0.0
*Toroidal current constraint normalized by μ_0 ($I_{volume} = \mu_0 \cdot [A]$), in each volume. This is a cumulative quantity:
 $I_{V,i} = \int_0^{\psi_{t,i}} \mathbf{J} \cdot d\mathbf{S}$. Physically, it represents the sum of all non-pressure driven currents.*
- real, dimension(1:mnvol) `inputlist::isurf` = 0.0
Toroidal current normalized by μ_0 at each interface (cumulative). This is the sum of all pressure driven currents.
- integer, dimension(0:mnvol) `inputlist::pl` = 0
"inside" interface rotational-transform is $t = (p_l + \gamma p_r)/(q_l + \gamma q_r)$, where γ is the golden mean, $\gamma = (1 + \sqrt{5})/2$.
- integer, dimension(0:mnvol) `inputlist::ql` = 0
"inside" interface rotational-transform is $t = (p_l + \gamma p_r)/(q_l + \gamma q_r)$, where γ is the golden mean, $\gamma = (1 + \sqrt{5})/2$.
- integer, dimension(0:mnvol) `inputlist::pr` = 0
"inside" interface rotational-transform is $t = (p_l + \gamma p_r)/(q_l + \gamma q_r)$, where γ is the golden mean, $\gamma = (1 + \sqrt{5})/2$.
- integer, dimension(0:mnvol) `inputlist::qr` = 0
"inside" interface rotational-transform is $t = (p_l + \gamma p_r)/(q_l + \gamma q_r)$, where γ is the golden mean, $\gamma = (1 + \sqrt{5})/2$.
- real, dimension(0:mnvol) `inputlist::iota` = 0.0
rotational-transform, t , on inner side of each interface
- integer, dimension(0:mnvol) `inputlist::lp` = 0
"outer" interface rotational-transform is $t = (p_l + \gamma p_r)/(q_l + \gamma q_r)$, where γ is the golden mean, $\gamma = (1 + \sqrt{5})/2$.
- integer, dimension(0:mnvol) `inputlist::lq` = 0
"outer" interface rotational-transform is $t = (p_l + \gamma p_r)/(q_l + \gamma q_r)$, where γ is the golden mean, $\gamma = (1 + \sqrt{5})/2$.
- integer, dimension(0:mnvol) `inputlist::rp` = 0
"outer" interface rotational-transform is $t = (p_l + \gamma p_r)/(q_l + \gamma q_r)$, where γ is the golden mean, $\gamma = (1 + \sqrt{5})/2$.
- integer, dimension(0:mnvol) `inputlist::rq` = 0
"outer" interface rotational-transform is $t = (p_l + \gamma p_r)/(q_l + \gamma q_r)$, where γ is the golden mean, $\gamma = (1 + \sqrt{5})/2$.
- real, dimension(0:mnvol) `inputlist::oita` = 0.0
rotational-transform, t , on outer side of each interface
- real `inputlist::mupftol` = 1.0e-14
accuracy to which μ and $\Delta\psi_p$ are required
- integer `inputlist::mupfits` = 8
an upper limit on the transform/helicity constraint iterations;
- real `inputlist::rpol` = 1.0
poloidal extent of slab (effective radius)
- real `inputlist::rtor` = 1.0
toroidal extent of slab (effective radius)
- integer `inputlist::lreflect` = 0
=1 reflect the upper and lower bound in slab, =0 do not reflect
- real, dimension(0:mntor) `inputlist::rac` = 0.0
stellarator symmetric coordinate axis;
- real, dimension(0:mntor) `inputlist::zas` = 0.0
stellarator symmetric coordinate axis;
- real, dimension(0:mntor) `inputlist::ras` = 0.0
non-stellarator symmetric coordinate axis;

- real, dimension(0:mntor) **inputlist::zac** = 0.0
non-stellarator symmetric coordinate axis;
- real, dimension(-mntor:mntor,-mmpol:mmpol) **inputlist::rbc** = 0.0
stellarator symmetric boundary components;
- real, dimension(-mntor:mntor,-mmpol:mmpol) **inputlist::zbs** = 0.0
stellarator symmetric boundary components;
- real, dimension(-mntor:mntor,-mmpol:mmpol) **inputlist::rbs** = 0.0
non-stellarator symmetric boundary components;
- real, dimension(-mntor:mntor,-mmpol:mmpol) **inputlist::zbc** = 0.0
non-stellarator symmetric boundary components;
- real, dimension(-mntor:mntor,-mmpol:mmpol) **inputlist::rwc** = 0.0
stellarator symmetric boundary components of wall;
- real, dimension(-mntor:mntor,-mmpol:mmpol) **inputlist::zws** = 0.0
stellarator symmetric boundary components of wall;
- real, dimension(-mntor:mntor,-mmpol:mmpol) **inputlist::rws** = 0.0
non-stellarator symmetric boundary components of wall;
- real, dimension(-mntor:mntor,-mmpol:mmpol) **inputlist::zwc** = 0.0
non-stellarator symmetric boundary components of wall;
- real, dimension(-mntor:mntor,-mmpol:mmpol) **inputlist::vns** = 0.0
stellarator symmetric normal field at boundary; vacuum component;
- real, dimension(-mntor:mntor,-mmpol:mmpol) **inputlist::bns** = 0.0
stellarator symmetric normal field at boundary; plasma component;
- real, dimension(-mntor:mntor,-mmpol:mmpol) **inputlist::vnc** = 0.0
non-stellarator symmetric normal field at boundary; vacuum component;
- real, dimension(-mntor:mntor,-mmpol:mmpol) **inputlist::bnc** = 0.0
non-stellarator symmetric normal field at boundary; plasma component;

8.42.1 Detailed Description

The namelist `physicslist` controls the geometry, profiles, and numerical resolution.

8.42.2 Variable Documentation

8.42.2.1 `igeometry` `integer inputlist::igeometry = 3`

selects Cartesian, cylindrical or toroidal geometry;

- `Igeometry=1` : Cartesian; geometry determined by R ;
- `Igeometry=2` : cylindrical; geometry determined by R ;
- `Igeometry=3` : toroidal; geometry determined by R and Z ;

Referenced by `bnorml()`, `allglobal::broadcast_inputs()`, `allglobal::check_inputs()`, `coords()`, `dforce()`, `dfp100()`, `dfp200()`, `dvcfield()`, `evaluate_dbb()`, `evaluate_dmupfdx()`, `fcn1()`, `fcn2()`, `final_diagnostics()`, `hesian()`, `jo00aa()`, `lforce()`, `sphdf5::mirror_input_to_outfile()`, `newton()`, `packxi()`, `pc00ab()`, `pp00aa()`, `preset()`, `rzaxis()`, `spec()`, `stxyz()`, `volume()`, `sphdf5::write_grid()`, `writereadgf()`, and `allglobal::wrtend()`.

8.42.2.2 nfp integer inputlist::nfp = 1

field periodicity

- all Fourier representations are of the form $\cos(m\theta - nN\zeta)$, $\sin(m\theta - nN\zeta)$, where $N \equiv N_{\text{fp}}$
- constraint: $N_{\text{fp}} \geq 1$

Referenced by [allglobal::broadcast_inputs\(\)](#), [allglobal::check_inputs\(\)](#), [jo00aa\(\)](#), [sphdf5::mirror_input_to_outfile\(\)](#), [preset\(\)](#), [ra00aa\(\)](#), [spec\(\)](#), and [allglobal::wrtend\(\)](#).

8.42.2.3 nvol integer inputlist::nvol = 1

number of volumes

- each volume \mathcal{V}_i is bounded by the \mathcal{I}_{i-1} and \mathcal{I}_i interfaces
- note that in cylindrical or toroidal geometry, \mathcal{I}_0 is the degenerate coordinate axis
- constraint: $N_{\text{vol}} \leq MN_{\text{vol}}$

Referenced by [brcast\(\)](#), [allglobal::broadcast_inputs\(\)](#), [allglobal::build_vector_potential\(\)](#), [allglobal::check_inputs\(\)](#), [df00ab\(\)](#), [dforce\(\)](#), [dfp100\(\)](#), [dfp200\(\)](#), [dvcfield\(\)](#), [evaluate_dbb\(\)](#), [evaluate_dmupfdx\(\)](#), [fcn1\(\)](#), [fcn2\(\)](#), [final_diagnostics\(\)](#), [sphdf5::hdfint\(\)](#), [hesian\(\)](#), [jo00aa\(\)](#), [lforce\(\)](#), [sphdf5::mirror_input_to_outfile\(\)](#), [newton\(\)](#), [packxi\(\)](#), [pc00ab\(\)](#), [pp00aa\(\)](#), [pp00ab\(\)](#), [preset\(\)](#), [spec\(\)](#), [stzxyz\(\)](#), [tr00ab\(\)](#), [volume\(\)](#), [wa00aa\(\)](#), [sphdf5::write_grid\(\)](#), [writereadgf\(\)](#), and [allglobal::wrtend\(\)](#).

8.42.2.4 mpol integer inputlist::mpol = 0

number of poloidal Fourier harmonics

- all Fourier representations of doubly-periodic functions are of the form

$$f(\theta, \zeta) = \sum_{n=0}^{N_{\text{tor}}} f_{0,n} \cos(-nN_{\text{fp}}\zeta) + \sum_{m=1}^{M_{\text{pol}}} \sum_{n=-N_{\text{tor}}}^{N_{\text{tor}}} f_{m,n} \cos(m\theta - nN_{\text{fp}}\zeta), \quad (253)$$

Internally these "double" summations are written as a "single" summation, e.g. $f(\theta, \zeta) = \sum_j f_j \cos(m_j\theta - n_j\zeta)$.

Referenced by [allocate_geometry_matrices\(\)](#), [bfield\(\)](#), [bfield_tangent\(\)](#), [allglobal::broadcast_inputs\(\)](#), [allglobal::check_inputs\(\)](#), [dfp200\(\)](#), [intghs\(\)](#), [intghs_workspace_init\(\)](#), [jo00aa\(\)](#), [ma00aa\(\)](#), [matrix\(\)](#), [sphdf5::mirror_input_to_outfile\(\)](#), [mtrxhs\(\)](#), [preset\(\)](#), [ra00aa\(\)](#), [spsint\(\)](#), [spsmat\(\)](#), [tr00ab\(\)](#), [wa00aa\(\)](#), [writereadgf\(\)](#), and [allglobal::wrtend\(\)](#).

8.42.2.5 `ntor` `integer inputlist::ntor = 0`

number of toroidal Fourier harmonics

- all Fourier representations of doubly-periodic functions are of the form

$$f(\theta, \zeta) = \sum_{n=0}^{N_{\text{tor}}} f_{0,n} \cos(-n N_{\text{fp}} \zeta) + \sum_{m=1}^{M_{\text{pol}}} \sum_{n=-N_{\text{tor}}}^{N_{\text{tor}}} f_{m,n} \cos(m\theta - n N_{\text{fp}} \zeta), \quad (254)$$

Internally these "double" summations are written as a "single" summation, e.g. $f(\theta, \zeta) = \sum_j f_j \cos(m_j \theta - n_j \zeta)$.

Referenced by `allglobal::broadcast_inputs()`, `allglobal::check_inputs()`, `coords()`, `dforce()`, `dfp200()`, `evaluate_dbb()`, `sphdf5::mirror_input_to_outfile()`, `mp00ac()`, `packxi()`, `preset()`, `ra00aa()`, `raxis()`, `stzxyz()`, `tr00ab()`, `wa00aa()`, `writereadgf()`, and `allglobal::wrtend()`.

8.42.2.6 `lrad` `integer, dimension(1:mnvol+1) inputlist::lrad = 4`

Chebyshev resolution in each volume.

- `constraint : Lrad(1:Mvol) >= 2`

Referenced by `allocate_geometry_matrices()`, `bfield()`, `bfield_tangent()`, `bnorml()`, `brcast()`, `allglobal::broadcast_inputs()`, `allglobal::build_vector_potential()`, `allglobal::check_inputs()`, `curent()`, `dforce()`, `dfp100()`, `dfp200()`, `dvcfield()`, `evaluate_dbb()`, `evaluate_dmupfdx()`, `get_lu_beltrami_matrices()`, `get_perturbed_solution()`, `sphdf5::hdfint()`, `intghs_workspace_init()`, `jo00aa()`, `lforce()`, `ma02aa()`, `matvec()`, `sphdf5::mirror_input_to_outfile()`, `mp00ac()`, `packab()`, `pp00aa()`, `preset()`, `ra00aa()`, `spec()`, `tr00ab()`, `sphdf5::write_grid()`, and `allglobal::wrtend()`.

8.42.2.7 `lconstraint` `integer inputlist::lconstraint = -1`

selects constraints; primarily used in `ma02aa()` and `mp00ac()`.

- if `Lconstraint== -1`, then in the plasma regions $\Delta\psi_t$, μ and $\Delta\psi_p$ are *not* varied and in the vacuum region (only for free-boundary) $\Delta\psi_t$ and $\Delta\psi_p$ are *not* varied, and $\mu = 0$.
- if `Lconstraint==0`, then in the plasma regions $\Delta\psi_t$, μ and $\Delta\psi_p$ are *not* varied and in the vacuum region (only for free-boundary) $\Delta\psi_t$ and $\Delta\psi_p$ are varied to match the prescribed plasma current, `curtor`, and the "linking" current, `curpol`, and $\mu = 0$
- if `Lconstraint==1`, then in the plasma regions μ and $\Delta\psi_p$ are adjusted in order to satisfy the inner and outer interface transform constraints (except in the simple torus, where the enclosed poloidal flux is irrelevant, and only μ is varied to satisfy the outer interface transform constraint); and in the vacuum region $\Delta\psi_t$ and $\Delta\psi_p$ are varied to match the transform constraint on the boundary and to obtain the prescribed linking current, `curpol`, and $\mu = 0$.
- **Todo** if `Lconstraint==2`, under reconstruction.
- if `Lconstraint.eq.3`, then the μ and ψ_p variables are adjusted in order to satisfy the volume and surface toroidal current computed with `lbpol()` (excepted in the inner most volume, where the volume current is irrelevant). Not implemented yet in free boundary.

Referenced by `brcast()`, `allglobal::broadcast_inputs()`, `allglobal::check_inputs()`, `dforce()`, `dfp100()`, `dfp200()`, `evaluate_dbb()`, `evaluate_dmupfdx()`, `get_lu_beltrami_matrices()`, `get_perturbed_solution()`, `hesian()`, `ma02aa()`, `sphdf5::mirror_input_to_outfile()`, `mp00ac()`, `pp00aa()`, `preset()`, `spec()`, and `allglobal::wrtend()`.

8.42.2.8 tflux `real, dimension(1:mnvol+1) inputlist::tflux = 0.0`

toroidal flux, ψ_t , enclosed by each interface

- For each of the plasma volumes, this is a constraint: `tflux` is *not* varied
- For the vacuum region (only if `Lfreebound==1`), `tflux` may be allowed to vary to match constraints
- Note that `tflux` will be normalized so that `tflux(Nvol) = 1.0`, so that `tflux` is arbitrary up to a scale factor

See also

- `phiedge`

Referenced by `allglobal::broadcast_inputs()`, `allglobal::check_inputs()`, `dfp200()`, `sphdf5::hdfint()`, `sphdf5::mirror_input_to_outfile()`, `preset()`, `spec()`, and `allglobal::wrtend()`.

8.42.2.9 helicity `real, dimension(1:mnvol) inputlist::helicity = 0.0`

helicity, \mathcal{K} , in each volume, \mathcal{V}_i

- on exit, `helicity` is set to the computed values of $\mathcal{K} \equiv \int \mathbf{A} \cdot \mathbf{B} dv$

Referenced by `brcast()`, `allglobal::broadcast_inputs()`, `allglobal::check_inputs()`, `df00ab()`, `sphdf5::hdfint()`, `hesian()`, `ma02aa()`, `sphdf5::mirror_input_to_outfile()`, `mp00ac()`, `preset()`, `spec()`, and `allglobal::wrtend()`.

8.42.2.10 pscale `real inputlist::pscale = 0.0`

pressure scale factor

- the initial pressure profile is given by `pscale * pressure`

Referenced by `allglobal::broadcast_inputs()`, `allglobal::check_inputs()`, `dforce()`, `dfp200()`, `evaluate_dbb()`, `lforce()`, `sphdf5::mirror_input_to_outfile()`, `spec()`, `volume()`, and `allglobal::wrtend()`.

8.42.2.11 pressure `real, dimension(1:mnvol+1) inputlist::pressure = 0.0`

pressure in each volume

- The pressure is *not* held constant, but $p_l V_l^\gamma = P_l$ is held constant, where P_l is determined by the initial pressures and the initial volumes, V_l .
- Note that if `gamma==0.0`, then $p_l \equiv P_l$.
- On output, the pressure is given by $p_l = P_l / V_l^\gamma$, where V_l is the final volume.
- `pressure` is only used in calculation of interface force-balance.

Referenced by `allglobal::broadcast_inputs()`, `allglobal::check_inputs()`, `sphdf5::mirror_input_to_outfile()`, `spec()`, and `allglobal::wrtend()`.

8.42.2.12 ladiabatic `integer inputlist::ladiabatic = 0`

logical flag

- If `Ladiabatic==0`, the adiabatic constants are determined by the initial pressure and volume.
- If `Ladiabatic==1`, the adiabatic constants are determined by the given input `adiabatic`.

Referenced by [allglobal::broadcast_inputs\(\)](#), [allglobal::check_inputs\(\)](#), [sphdf5::mirror_input_to_outfile\(\)](#), [spec\(\)](#), and [allglobal::wrtend\(\)](#).

8.42.2.13 adiabatic `real, dimension(1:mnvol+1) inputlist::adiabatic = 0.0`

adiabatic constants in each volume

- The pressure is *not* held constant, but $p_l V_l^\gamma = P_l \equiv \text{adiabatic}$ is constant.
- Note that if `gamma==0.0`, then `pressure==adiabatic`.
- `pressure` is only used in calculation of interface force-balance.

Referenced by [allglobal::broadcast_inputs\(\)](#), [dforce\(\)](#), [dfp200\(\)](#), [evaluate_dbb\(\)](#), [sphdf5::hdfint\(\)](#), [lforce\(\)](#), [sphdf5::mirror_input_to_outfile\(\)](#), [spec\(\)](#), and [allglobal::wrtend\(\)](#).

8.42.2.14 pl `integer, dimension(0:mnvol) inputlist::pl = 0`

"inside" interface rotational-transform is $t = (p_l + \gamma p_r) / (q_l + \gamma q_r)$, where γ is the golden mean, $\gamma = (1 + \sqrt{5})/2$.

If both $q_l = 0$ and $q_r = 0$, then the (inside) interface rotational-transform is defined by `iota`.

Referenced by [allglobal::broadcast_inputs\(\)](#), [sphdf5::mirror_input_to_outfile\(\)](#), [preset\(\)](#), and [allglobal::wrtend\(\)](#).

8.42.2.15 ql `integer, dimension(0:mnvol) inputlist::ql = 0`

"inside" interface rotational-transform is $t = (p_l + \gamma p_r) / (q_l + \gamma q_r)$, where γ is the golden mean, $\gamma = (1 + \sqrt{5})/2$.

If both $q_l = 0$ and $q_r = 0$, then the (inside) interface rotational-transform is defined by `iota`.

Referenced by [allglobal::broadcast_inputs\(\)](#), [sphdf5::mirror_input_to_outfile\(\)](#), [preset\(\)](#), and [allglobal::wrtend\(\)](#).

8.42.2.16 pr integer, dimension(0:mnvol) inputlist::pr = 0

"inside" interface rotational-transform is $t = (p_l + \gamma p_r)/(q_l + \gamma q_r)$, where γ is the golden mean, $\gamma = (1 + \sqrt{5})/2$.

If both $q_l = 0$ and $q_r = 0$, then the (inside) interface rotational-transform is defined by `iota`.

Referenced by [allglobal::broadcast_inputs\(\)](#), [sphdf5::mirror_input_to_outfile\(\)](#), [preset\(\)](#), and [allglobal::wrtend\(\)](#).

8.42.2.17 qr integer, dimension(0:mnvol) inputlist::qr = 0

"inside" interface rotational-transform is $t = (p_l + \gamma p_r)/(q_l + \gamma q_r)$, where γ is the golden mean, $\gamma = (1 + \sqrt{5})/2$.

If both $q_l = 0$ and $q_r = 0$, then the (inside) interface rotational-transform is defined by `iota`.

Referenced by [allglobal::broadcast_inputs\(\)](#), [sphdf5::mirror_input_to_outfile\(\)](#), [preset\(\)](#), and [allglobal::wrtend\(\)](#).

8.42.2.18 iota real, dimension(0:mnvol) inputlist::iota = 0.0

rotational-transform, t , on inner side of each interface

- only relevant if illogical input for `ql` and `qr` are provided

Referenced by [allglobal::broadcast_inputs\(\)](#), [sphdf5::mirror_input_to_outfile\(\)](#), [mp00ac\(\)](#), [pp00aa\(\)](#), [preset\(\)](#), and [allglobal::wrtend\(\)](#).

8.42.2.19 lp integer, dimension(0:mnvol) inputlist::lp = 0

"outer" interface rotational-transform is $t = (p_l + \gamma p_r)/(q_l + \gamma q_r)$, where γ is the golden mean, $\gamma = (1 + \sqrt{5})/2$.

If both $q_l = 0$ and $q_r = 0$, then the (outer) interface rotational-transform is defined by `oita`.

Referenced by [allglobal::broadcast_inputs\(\)](#), [sphdf5::mirror_input_to_outfile\(\)](#), [preset\(\)](#), and [allglobal::wrtend\(\)](#).

8.42.2.20 lq integer, dimension(0:mnvol) inputlist::lq = 0

"outer" interface rotational-transform is $t = (p_l + \gamma p_r)/(q_l + \gamma q_r)$, where γ is the golden mean, $\gamma = (1 + \sqrt{5})/2$.

If both $q_l = 0$ and $q_r = 0$, then the (outer) interface rotational-transform is defined by `oita`.

Referenced by [allglobal::broadcast_inputs\(\)](#), [sphdf5::mirror_input_to_outfile\(\)](#), [preset\(\)](#), and [allglobal::wrtend\(\)](#).

8.42.2.21 rp integer, dimension(0:mnvol) inputlist::rp = 0

"outer" interface rotational-transform is $t = (p_l + \gamma p_r) / (q_l + \gamma q_r)$, where γ is the golden mean, $\gamma = (1 + \sqrt{5})/2$.

If both $q_l = 0$ and $q_r = 0$, then the (outer) interface rotational-transform is defined by `oita`.

Referenced by [allglobal::broadcast_inputs\(\)](#), [sphdf5::mirror_input_to_outfile\(\)](#), [preset\(\)](#), and [allglobal::wrtend\(\)](#).

8.42.2.22 rq integer, dimension(0:mnvol) inputlist::rq = 0

"outer" interface rotational-transform is $t = (p_l + \gamma p_r) / (q_l + \gamma q_r)$, where γ is the golden mean, $\gamma = (1 + \sqrt{5})/2$.

If both $q_l = 0$ and $q_r = 0$, then the (outer) interface rotational-transform is defined by `oita`.

Referenced by [allglobal::broadcast_inputs\(\)](#), [sphdf5::mirror_input_to_outfile\(\)](#), [preset\(\)](#), and [allglobal::wrtend\(\)](#).

8.42.2.23 oita real, dimension(0:mnvol) inputlist::oita = 0.0

rotational-transform, t , on outer side of each interface

- only relevant if illogical input for `ql` and `qr` are provided

Referenced by [allglobal::broadcast_inputs\(\)](#), [sphdf5::mirror_input_to_outfile\(\)](#), [mp00ac\(\)](#), [pp00aa\(\)](#), [preset\(\)](#), and [allglobal::wrtend\(\)](#).

8.42.2.24 mupftol real inputlist::mupftol = 1.0e-14

accuracy to which μ and $\Delta\psi_p$ are required

- only relevant if constraints on transform, enclosed currents etc. are to be satisfied iteratively, see `Lconstraint`

Referenced by [allglobal::broadcast_inputs\(\)](#), [allglobal::check_inputs\(\)](#), [dforce\(\)](#), [evaluate_dmupfdx\(\)](#), [ma02aa\(\)](#), [sphdf5::mirror_input_to_outfile\(\)](#), [mp00ac\(\)](#), and [allglobal::wrtend\(\)](#).

8.42.2.25 mupfits integer inputlist::mupfits = 8

an upper limit on the transform/helicity constraint iterations;

- only relevant if constraints on transform, enclosed currents etc. are to be satisfied iteratively, see `Lconstraint`
- constraint: `mupfits > 0`

Referenced by [allglobal::broadcast_inputs\(\)](#), [allglobal::check_inputs\(\)](#), [ma02aa\(\)](#), [sphdf5::mirror_input_to_outfile\(\)](#), and [allglobal::wrtend\(\)](#).

8.42.2.26 rpol `real inputlist::rpol = 1.0`

poloidal extent of slab (effective radius)

- only relevant if `Igeometry==1`
- poloidal size is $L = 2\pi*rpol$

Referenced by [allglobal::broadcast_inputs\(\)](#), [allglobal::check_inputs\(\)](#), [coords\(\)](#), [sphdf5::mirror_input_to_outfile\(\)](#), [volume\(\)](#), [sphdf5::write_grid\(\)](#), and [allglobal::wrtend\(\)](#).

8.42.2.27 rtor `real inputlist::rtor = 1.0`

toroidal extent of slab (effective radius)

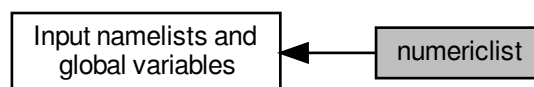
- only relevant if `Igeometry==1`
- toroidal size is $L = 2\pi*rtor$

Referenced by [allglobal::broadcast_inputs\(\)](#), [allglobal::check_inputs\(\)](#), [coords\(\)](#), [sphdf5::mirror_input_to_outfile\(\)](#), [volume\(\)](#), [sphdf5::write_grid\(\)](#), and [allglobal::wrtend\(\)](#).

8.43 numericlist

The namelist `numericlist` controls internal resolution parameters that the user rarely needs to consider.

Collaboration diagram for `numericlist`:



Variables

- integer `inputlist::linitialize` = 0
Used to initialize geometry using a regularization / extrapolation method.
- integer `inputlist::lautoinitbn` = 1
Used to initialize $B_{n,s}$ using an initial fixed-boundary calculation.
- integer `inputlist::lzerovac` = 0
Used to adjust vacuum field to cancel plasma field on computational boundary.
- integer `inputlist::ndiscrete` = 2
*resolution of the real space grid on which fast Fourier transforms are performed is given by $N_{discrete} * M_{pol} * 4$*
- integer `inputlist::nquad` = -1
Resolution of the Gaussian quadrature.
- integer `inputlist::impol` = -4
Fourier resolution of straight-fieldline angle on interfaces.
- integer `inputlist::intor` = -4
Fourier resolution of straight-fieldline angle on interfaces;.
- integer `inputlist::lsparse` = 0
controls method used to solve for rotational-transform on interfaces
- integer `inputlist::lsvdiota` = 0
controls method used to solve for rotational-transform on interfaces; only relevant if $L_{sparse} = 0$
- integer `inputlist::imethod` = 3
controls iterative solution to sparse matrix arising in real-space transformation to the straight-fieldline angle; only relevant if $L_{sparse}.eq.2$;
- integer `inputlist::iorder` = 2
controls real-space grid resolution for constructing the straight-fieldline angle; only relevant if $L_{sparse} > 0$
- integer `inputlist::iprecon` = 0
controls iterative solution to sparse matrix arising in real-space transformation to the straight-fieldline angle; only relevant if $L_{sparse}.eq.2$;
- real `inputlist::iotatol` = -1.0
tolerance required for iterative construction of straight-fieldline angle; only relevant if $L_{sparse}.ge.2$
- integer `inputlist::lextrap` = 0
geometry of innermost interface is defined by extrapolation
- integer `inputlist::mregular` = -1
maximum regularization factor
- integer `inputlist::lrzaxis` = 1
controls the guess of geometry axis in the innermost volume or initialization of interfaces
- integer `inputlist::ntoraxis` = 3
the number of n harmonics used in the Jacobian $m = 1$ harmonic elimination method; only relevant if $L_{rzaxis}.lt.ge.1$.

8.43.1 Detailed Description

The namelist `numericlist` controls internal resolution parameters that the user rarely needs to consider.

8.43.2 Variable Documentation

8.43.2.1 linitialize integer inputlist::linitialize = 0

Used to initialize geometry using a regularization / extrapolation method.

- if `Linitialize = -I`, where I is a positive integer, the geometry of the $i = 1, N_V - I$ surfaces constructed by an extrapolation
- if `Linitialize = 0`, the geometry of the interior surfaces is provided after the namelists in the input file
- if `Linitialize = 1`, the interior surfaces will be initialized as $R_{l,m,n} = R_{N,m,n} \psi_{t,l}^{m/2}$, where $R_{N,m,n}$ is the plasma boundary and $\psi_{t,l}$ is the given toroidal flux enclosed by the l -th interface, normalized to the total enclosed toroidal flux; a similar extrapolation is used for $Z_{l,m,n}$
- Note that the Fourier harmonics of the boundary is *always* given by the `Rbc` and `Zbs` given in `physicslist`.
- if `Linitialize = 2`, the interior surfaces *and the plasma boundary* will be initialized as $R_{l,m,n} = R_{W,m,n} \psi_{t,l}^{m/2}$, where $R_{W,m,n}$ is the computational boundary and $\psi_{t,l}$ is the given toroidal flux enclosed by the l -th interface, normalized to the total enclosed toroidal flux; a similar extrapolation is used for $Z_{l,m,n}$
- Note that, for free-boundary calculations, the Fourier harmonics of the computational boundary are *always* given by the `Rwc` and `Zws` given in `physicslist`.
- if `Linitialize = 1, 2`, it is not required to provide the geometry of the interfaces after the namelists

Referenced by [allglobal::broadcast_inputs\(\)](#), [allglobal::build_vector_potential\(\)](#), [allglobal::check_inputs\(\)](#), [sphdf5::mirror_input_to_outfile\(\)](#), [preset\(\)](#), [raxis\(\)](#), and [allglobal::wrtend\(\)](#).

8.43.2.2 lautoinitbn integer inputlist::lautoinitbn = 1

Used to initialize B_{ns} using an initial fixed-boundary calculation.

- only relevant if `Lfreebound = 1`
- user-supplied `Bns` will only be considered if `LautoinitBn = 0`

Referenced by [allglobal::broadcast_inputs\(\)](#), [allglobal::check_inputs\(\)](#), [spec\(\)](#), and [allglobal::wrtend\(\)](#).

8.43.2.3 lzerovac integer inputlist::lzerovac = 0

Used to adjust vacuum field to cancel plasma field on computational boundary.

- only relevant if `Lfreebound = 1`

Referenced by [allglobal::broadcast_inputs\(\)](#), [allglobal::check_inputs\(\)](#), [sphdf5::mirror_input_to_outfile\(\)](#), [spec\(\)](#), and [allglobal::wrtend\(\)](#).

8.43.2.4 ndiscrete `integer inputlist::ndiscrete = 2`

resolution of the real space grid on which fast Fourier transforms are performed is given by $N_{\text{discrete}} * M_{\text{pol}} * 4$

- constraint $N_{\text{discrete}} > 0$

Referenced by [allglobal::broadcast_inputs\(\)](#), [allglobal::check_inputs\(\)](#), [sphdf5::mirror_input_to_outfile\(\)](#), [preset\(\)](#), and [allglobal::wrtend\(\)](#).

8.43.2.5 nquad `integer inputlist::nquad = -1`

Resolution of the Gaussian quadrature.

- The resolution of the Gaussian quadrature, $\int f(s) ds = \sum_k \omega_k f(s_k)$, in each volume is given by I_{quad_v} ,
- I_{quad_v} is set in [preset\(\)](#)

Referenced by [allglobal::broadcast_inputs\(\)](#), [allglobal::check_inputs\(\)](#), [sphdf5::mirror_input_to_outfile\(\)](#), [preset\(\)](#), and [allglobal::wrtend\(\)](#).

8.43.2.6 impol `integer inputlist::impol = -4`

Fourier resolution of straight-fieldline angle on interfaces.

- the rotational-transform on the interfaces is determined by a transformation to the straight-fieldline angle, with poloidal resolution given by iM_{pol}
- if $iM_{\text{pol}} \leq 0$, then $iM_{\text{pol}} = M_{\text{pol}} - iM_{\text{pol}}$

Referenced by [allglobal::broadcast_inputs\(\)](#), [allglobal::check_inputs\(\)](#), [sphdf5::mirror_input_to_outfile\(\)](#), [preset\(\)](#), and [allglobal::wrtend\(\)](#).

8.43.2.7 intor `integer inputlist::intor = -4`

Fourier resolution of straight-fieldline angle on interfaces;

- the rotational-transform on the interfaces is determined by a transformation to the straight-fieldline angle, with toroidal resolution given by iN_{tor}
- if $iN_{\text{tor}} \leq 0$ then $iN_{\text{tor}} = N_{\text{tor}} - iN_{\text{tor}}$
- if $N_{\text{tor}} == 0$, then the toroidal resolution of the angle transformation is set $iN_{\text{tor}} = 0$

Referenced by [allglobal::broadcast_inputs\(\)](#), [allglobal::check_inputs\(\)](#), [sphdf5::mirror_input_to_outfile\(\)](#), [preset\(\)](#), and [allglobal::wrtend\(\)](#).

8.43.2.8 Lsparse `integer inputlist::lsparse = 0`

controls method used to solve for rotational-transform on interfaces

- if `Lsparse = 0`, the transformation to the straight-fieldline angle is computed in Fourier space using a dense matrix solver, F04AAF
- if `Lsparse = 1`, the transformation to the straight-fieldline angle is computed in real space using a dense matrix solver, F04ATF
- if `Lsparse = 2`, the transformation to the straight-fieldline angle is computed in real space using a sparse matrix solver, F11DEF
- if `Lsparse = 3`, the different methods for constructing the straight-fieldline angle are compared

Referenced by [allglobal::broadcast_inputs\(\)](#), [allglobal::check_inputs\(\)](#), [sphdf5::mirror_input_to_outfile\(\)](#), [tr00ab\(\)](#), and [allglobal::wrtend\(\)](#).

8.43.2.9 Lsvdiota `integer inputlist::lsvdiota = 0`

controls method used to solve for rotational-transform on interfaces; only relevant if `Lsparse = 0`

- if `Lsvdiota = 0`, use standard linear solver to construct straight fieldline angle transformation
- if `Lsvdiota = 1`, use SVD method to compute rotational-transform

Referenced by [allglobal::broadcast_inputs\(\)](#), [allglobal::check_inputs\(\)](#), [final_diagnostics\(\)](#), [sphdf5::mirror_input_to_outfile\(\)](#), [tr00ab\(\)](#), and [allglobal::wrtend\(\)](#).

8.43.2.10 imethod `integer inputlist::imethod = 3`

controls iterative solution to sparse matrix arising in real-space transformation to the straight-fieldline angle; only relevant if `Lsparse.eq.2`;

See also

[tr00ab\(\)](#) for details

- if `imethod = 1`, the method is RGMRES
- if `imethod = 2`, the method is CGS
- if `imethod = 3`, the method is BICGSTAB

Referenced by [allglobal::broadcast_inputs\(\)](#), [allglobal::check_inputs\(\)](#), [sphdf5::mirror_input_to_outfile\(\)](#), [tr00ab\(\)](#), and [allglobal::wrtend\(\)](#).

8.43.2.11 iorder `integer inputlist::iorder = 2`

controls real-space grid resolution for constructing the straight-fieldline angle; only relevant if `Lsparse > 0`

determines order of finite-difference approximation to the derivatives

- if `iorder = 2`,
- if `iorder = 4`,
- if `iorder = 6`,

Referenced by [allglobal::broadcast_inputs\(\)](#), [allglobal::check_inputs\(\)](#), [sphdf5::mirror_input_to_outfile\(\)](#), [tr00ab\(\)](#), and [allglobal::wrtend\(\)](#).

8.43.2.12 iprecon `integer inputlist::iprecon = 0`

controls iterative solution to sparse matrix arising in real-space transformation to the straight-fieldline angle; only relevant if `Lsparse.eq.2`;

See also

[tr00ab\(\)](#) for details

- if `iprecon = 0`, the preconditioner is 'N'
- if `iprecon = 1`, the preconditioner is 'J'
- if `iprecon = 2`, the preconditioner is 'S'

Referenced by [allglobal::broadcast_inputs\(\)](#), [allglobal::check_inputs\(\)](#), [sphdf5::mirror_input_to_outfile\(\)](#), [tr00ab\(\)](#), and [allglobal::wrtend\(\)](#).

8.43.2.13 mregular `integer inputlist::mregular = -1`

maximum regularization factor

- if `Mregular.ge.2`, then $regumm_i = Mregular / 2$ where $m_i > Mregular$

Referenced by [allglobal::broadcast_inputs\(\)](#), [allglobal::check_inputs\(\)](#), [sphdf5::mirror_input_to_outfile\(\)](#), [preset\(\)](#), and [allglobal::wrtend\(\)](#).

8.43.2.14 lrzaxis `integer inputlist::lrzaxis = 1`

controls the guess of geometry axis in the innermost volume or initialization of interfaces

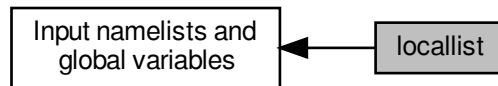
- if `iprecon = 1`, the centroid is used
- if `iprecon = 2`, the Jacobian $m = 1$ harmonic elimination method is used

Referenced by [allglobal::broadcast_inputs\(\)](#), [allglobal::check_inputs\(\)](#), [sphdf5::mirror_input_to_outfile\(\)](#), [rzaxis\(\)](#), and [allglobal::wrtend\(\)](#).

8.44 locallist

The namelist `locallist` controls the construction of the Beltrami fields in each volume.

Collaboration diagram for `locallist`:



Variables

- integer `inputlist::lbeltrami` = 4
Control flag for solution of Beltrami equation.
- integer `inputlist::linitgues` = 1
controls how initial guess for Beltrami field is constructed
- integer `inputlist::lposdef` = 0
redundant;
- real `inputlist::maxrndgues` = 1.0
the maximum random number of the Beltrami field if `Linitgues` = 3
- integer `inputlist::lmatsolver` = 3
1 for LU factorization, 2 for GMRES, 3 for GMRES matrix-free
- integer `inputlist::nitergmres` = 200
number of max iteration for GMRES
- real `inputlist::epsgmres` = 1e-14
the precision of GMRES
- integer `inputlist::lgmresprec` = 1
type of preconditioner for GMRES, 1 for ILU sparse matrix
- real `inputlist::epsilu` = 1e-12
the precision of incomplete LU factorization for preconditioning

8.44.1 Detailed Description

The namelist `locallist` controls the construction of the Beltrami fields in each volume.

The transformation to straight-fieldline coordinates is singular when the rotational-transform of the interfaces is rational; however, the rotational-transform is still well defined.

8.44.2 Variable Documentation

8.44.2.1 lbeltrami `integer inputlist::lbeltrami = 4`

Control flag for solution of Beltrami equation.

- if `LBeltrami = 1,3,5` or `7`, (SQP) then the Beltrami field in each volume is constructed by minimizing the magnetic energy with the constraint of fixed helicity; this is achieved by using sequential quadratic programming as provided by `E04UFF`. This approach has the benefit (in theory) of robustly constructing minimum energy solutions when multiple, i.e. bifurcated, solutions exist.
- if `LBeltrami = 2,3,6` or `7`, (Newton) then the Beltrami fields are constructed by employing a standard Newton method for locating an extremum of $F \equiv \int B^2 dv - \mu(\int \mathbf{A} \cdot \mathbf{B} dv - \mathcal{K})$, where μ is treated as an independent degree of freedom similar to the parameters describing the vector potential and \mathcal{K} is the required value of the helicity; this is the standard Lagrange multiplier approach for locating the constrained minimum; this method cannot distinguish saddle-type extrema from minima, and which solution that will be obtained depends on the initial guess;
- if `LBeltrami = 4,5,6` or `7`, (linear) it is assumed that the Beltrami fields are parameterized by μ ; in this case, it is only required to solve $\nabla \times \mathbf{B} = \mu \mathbf{B}$ which reduces to a system of linear equations; μ may or may not be adjusted iteratively, depending on `Lconstraint`, to satisfy either rotational-transform or helicity constraints;
- for flexibility and comparison, each of the above methods can be employed; for example:
 - if `LBeltrami = 1`, only the SQP method will be employed;
 - if `LBeltrami = 2`, only the Newton method will be employed;
 - if `LBeltrami = 4`, only the linear method will be employed;
 - if `LBeltrami = 3`, the SQP and the Newton method are used;
 - if `LBeltrami = 5`, the SQP and the linear method are used;
 - if `LBeltrami = 6`, the Newton and the linear method are used;
 - if `LBeltrami = 7`, all three methods will be employed;

Referenced by `allglobal::broadcast_inputs()`, `allglobal::check_inputs()`, `sphdf5::mirror_input_to_outfile()`, `preset()`, and `allglobal::wrtend()`.

8.44.2.2 linitgues `integer inputlist::linitgues = 1`

controls how initial guess for Beltrami field is constructed

- only relevant for routines that require an initial guess for the Beltrami fields, such as the SQP and Newton methods, or the sparse linear solver;
- if `Linitgues = 0`, the initial guess for the Beltrami field is trivial
- if `Linitgues = 1`, the initial guess for the Beltrami field is an integrable approximation
- if `Linitgues = 2`, the initial guess for the Beltrami field is read from file
- if `Linitgues = 3`, the initial guess for the Beltrami field will be randomized with the maximum `maxrndgues`

Referenced by `allglobal::broadcast_inputs()`, `allglobal::check_inputs()`, `sphdf5::mirror_input_to_outfile()`, `preset()`, and `allglobal::wrtend()`.

8.45 globallist

The namelist `globallist` controls the search for global force-balance.

Collaboration diagram for `globallist`:



Variables

- integer `inputlist::lfindzero` = 0
use Newton methods to find zero of force-balance, which is computed by `dforce()`
- real `inputlist::escale` = 0.0
controls the weight factor, `BBweight`, in the force-imbalance harmonics
- real `inputlist::epsilon` = 1.0
weighting of force-imbalance
- real `inputlist::pcondense` = 2.0
spectral condensation parameter
- real `inputlist::epsilon` = 0.0
weighting of spectral-width constraint
- real `inputlist::wpoloidal` = 1.0
"star-like" poloidal angle constraint radial exponential factor used in `preset()` to construct `sweight`
- real `inputlist::upsilon` = 1.0
weighting of "star-like" poloidal angle constraint used in `preset()` to construct `sweight`
- real `inputlist::forcetol` = 1.0e-10
required tolerance in force-balance error; only used as an initial check
- real `inputlist::c05xmax` = 1.0e-06
required tolerance in position, $\mathbf{x} \equiv \{R_{i,v}, Z_{i,v}\}$
- real `inputlist::c05xtol` = 1.0e-12
required tolerance in position, $\mathbf{x} \equiv \{R_{i,v}, Z_{i,v}\}$
- real `inputlist::c05factor` = 1.0e-02
used to control initial step size in `C05NDF` and `C05PDF`
- logical `inputlist::lreadgf` = .true.
read $\nabla_{\mathbf{x}}\mathbf{F}$ from file `ext.GF`
- integer `inputlist::mfreeits` = 0
maximum allowed free-boundary iterations
- real `inputlist::bnstol` = 1.0e-06
redundant;
- real `inputlist::bnsblend` = 0.666
redundant;
- real `inputlist::gbntol` = 1.0e-06
required tolerance in free-boundary iterations

- real `inputlist::gbnbld` = 0.666
normal blend
- real `inputlist::vcasingeps` = 1.e-12
regularization of Biot-Savart; see [bnorml\(\)](#), [casing\(\)](#)
- real `inputlist::vcasingtol` = 1.e-08
accuracy on virtual casing integral; see [bnorml\(\)](#), [casing\(\)](#)
- integer `inputlist::vcasingits` = 8
minimum number of calls to adaptive virtual casing routine; see [casing\(\)](#)
- integer `inputlist::vcasingper` = 1
periods of integration in adaptive virtual casing routine; see [casing\(\)](#)
- integer `inputlist::mcaseingcal` = 8
minimum number of calls to adaptive virtual casing routine; see [casing\(\)](#); redundant;

8.45.1 Detailed Description

The namelist `globalist` controls the search for global force-balance.

Comments:

- The "force" vector, \mathbf{F} , which is constructed in [dforce\(\)](#), is a combination of pressure-imbalance Fourier harmonics,

$$F_{i,v} \equiv [[p + B^2/2]]_{i,v} \times \exp[-\text{escale}(m_i^2 + n_i^2)] \times \text{opsilon}, \quad (255)$$

and spectral-condensation constraints, $I_{i,v}$, and the "star-like" angle constraints, $S_{i,v}$, (see [lforce\(\)](#) for details)

$$F_{i,v} \equiv \text{epsilon} \times I_{i,v} + \text{upsilon} \times (\psi_v^\omega S_{i,v,1} - \psi_{v+1}^\omega S_{i,v+1,0}), \quad (256)$$

where $\psi_v \equiv$ normalized toroidal flux, `tflux`, and $\omega \equiv$ `wpoloidal`.

8.45.2 Variable Documentation

8.45.2.1 lfindzero integer `inputlist::lfindzero` = 0

use Newton methods to find zero of force-balance, which is computed by [dforce\(\)](#)

- if `Lfindzero` = 0, then [dforce\(\)](#) is called once to compute the Beltrami fields consistent with the given geometry and constraints
- if `Lfindzero` = 1, then call `C05NDF` (uses function values only), which iteratively calls [dforce\(\)](#)
- if `Lfindzero` = 2, then call `C05PDF` (uses derivative information), which iteratively calls [dforce\(\)](#)

Referenced by [brcast\(\)](#), [allglobal::broadcast_inputs\(\)](#), [allglobal::check_inputs\(\)](#), [dfp200\(\)](#), [fcn1\(\)](#), [fcn2\(\)](#), [hesian\(\)](#), [sphdf5::mirror_input_to_outfile\(\)](#), [newton\(\)](#), [packxi\(\)](#), [preset\(\)](#), [spec\(\)](#), and [allglobal::wrtend\(\)](#).

8.45.2.2 escale `real inputlist::escale = 0.0`

controls the weight factor, `BBweight`, in the force-imbalance harmonics

- $BBweight(i) \equiv \text{opsilon} \times \exp[-\text{escale} \times (m_i^2 + n_i^2)]$
- defined in `preset()` ; used in `dforce()`
- also see Eqn. (255)

Referenced by `allglobal::broadcast_inputs()`, `allglobal::check_inputs()`, `sphdf5::mirror_input_to_outfile()`, `preset()`, and `allglobal::wrtend()`.

8.45.2.3 opsilon `real inputlist::opsilon = 1.0`

weighting of force-imbalance

- used in `dforce()`; also see Eqn. (255)

Referenced by `allglobal::broadcast_inputs()`, `allglobal::check_inputs()`, `sphdf5::mirror_input_to_outfile()`, `preset()`, and `allglobal::wrtend()`.

8.45.2.4 pcondense `real inputlist::pcondense = 2.0`

spectral condensation parameter

- used in `preset()` to define $m_{pp}(i) \equiv m_i^p$, where $p \equiv pcondense$
- the angle freedom is exploited to minimize $\text{epsilon} \sum_i m_i^p (R_i^2 + Z_i^2)$ with respect to tangential variations in the interface geometry
- also see Eqn. (256)

Referenced by `allglobal::broadcast_inputs()`, `allglobal::check_inputs()`, `sphdf5::mirror_input_to_outfile()`, `preset()`, and `allglobal::wrtend()`.

8.45.2.5 epsilon `real inputlist::epsilon = 0.0`

weighting of spectral-width constraint

- used in `dforce()`; also see Eqn. (256)

Referenced by `allglobal::broadcast_inputs()`, `allglobal::check_inputs()`, `dforce()`, `dfp200()`, `evaluate_dbb()`, `sphdf5::mirror_input_to_outfile()`, `pc00ab()`, and `allglobal::wrtend()`.

8.45.2.6 forcetol `real inputlist::forcetol = 1.0e-10`

required tolerance in force-balance error; only used as an initial check

- if the initially supplied interfaces are consistent with force-balance to within `forcetol` then the geometry of the interfaces is not altered
- if not, then the geometry of the interfaces is changed in order to bring the configuration into force balance so that the geometry of interfaces is within `c05xtol`, defined below, of the true solution
- to force execution of either `C05NDF` or `C05PDF`, regardless of the initial force imbalance, set `forcetol < 0`

Referenced by [allglobal::broadcast_inputs\(\)](#), [allglobal::check_inputs\(\)](#), [fcn1\(\)](#), [fcn2\(\)](#), [sphdf5::mirror_input_to_outfile\(\)](#), [newton\(\)](#), [pc00aa\(\)](#), [pc00ab\(\)](#), [preset\(\)](#), and [allglobal::wrtend\(\)](#).

8.45.2.7 c05xtol `real inputlist::c05xtol = 1.0e-12`

required tolerance in position, $\mathbf{x} \equiv \{R_{i,v}, Z_{i,v}\}$

- used by both `C05NDF` and `C05PDF`; see the NAG documents for further details on how the error is defined
- constraint `c05xtol > 0.0`

Referenced by [allglobal::broadcast_inputs\(\)](#), [allglobal::check_inputs\(\)](#), [fcn1\(\)](#), [fcn2\(\)](#), [sphdf5::mirror_input_to_outfile\(\)](#), [newton\(\)](#), and [allglobal::wrtend\(\)](#).

8.45.2.8 c05factor `real inputlist::c05factor = 1.0e-02`

used to control initial step size in `C05NDF` and `C05PDF`

- constraint `c05factor > 0.0`
- only relevant if `Lfindzero > 0`

Referenced by [allglobal::broadcast_inputs\(\)](#), [allglobal::check_inputs\(\)](#), [fcn1\(\)](#), [fcn2\(\)](#), [sphdf5::mirror_input_to_outfile\(\)](#), [newton\(\)](#), and [allglobal::wrtend\(\)](#).

8.45.2.9 lreadgf `logical inputlist::lreadgf = .true.`

read $\nabla_{\mathbf{x}}\mathbf{F}$ from file `ext.GF`

- only used if `Lfindzero = 2`
- only used in [newton\(\)](#)

Referenced by [allglobal::broadcast_inputs\(\)](#), [allglobal::check_inputs\(\)](#), [fcn1\(\)](#), [fcn2\(\)](#), [sphdf5::mirror_input_to_outfile\(\)](#), [newton\(\)](#), and [allglobal::wrtend\(\)](#).

8.45.2.10 mfreeits `integer inputlist::mfreeits = 0`

maximum allowed free-boundary iterations

- only used if `Lfreebound = 1`
- only used in `xspech()`

Referenced by `allglobal::broadcast_inputs()`, `allglobal::check_inputs()`, `sphdf5::mirror_input_to_outfile()`, `spec()`, and `allglobal::wrtend()`.

8.45.2.11 gbntol `real inputlist::gbntol = 1.0e-06`

required tolerance in free-boundary iterations

- only used if `Lfreebound = 1`
- only used in `xspech()`

Referenced by `allglobal::broadcast_inputs()`, `allglobal::check_inputs()`, `sphdf5::mirror_input_to_outfile()`, `spec()`, and `allglobal::wrtend()`.

8.45.2.12 gbnbld `real inputlist::gbnbld = 0.666`

normal blend

- The "new" magnetic field at the computational boundary produced by the plasma currents is updated using a Picard scheme:

$$(\mathbf{B} \cdot \mathbf{n})^{j+1} = \text{gbnbld} \times (\mathbf{B} \cdot \mathbf{n})^j + (1 - \text{gbnbld}) \times (\mathbf{B} \cdot \mathbf{n})^*, \quad (257)$$

where j labels free-boundary iterations, and $(\mathbf{B} \cdot \mathbf{n})^*$ is computed by virtual casing.

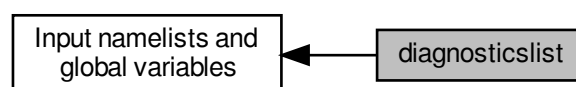
- only used if `Lfreebound = 1`
- only used in `xspech()`

Referenced by `allglobal::broadcast_inputs()`, `allglobal::check_inputs()`, `sphdf5::mirror_input_to_outfile()`, `spec()`, and `allglobal::wrtend()`.

8.46 diagnosticslist

The namelist `diagnosticslist` controls post-processor diagnostics, such as Poincaré plot resolution, etc.

Collaboration diagram for `diagnosticslist`:



Variables

- real **inputlist::odetol** = 1.0e-07
o.d.e. integration tolerance for all field line tracing routines
- real **inputlist::absreq** = 1.0e-08
redundant
- real **inputlist::relreq** = 1.0e-08
redundant
- real **inputlist::absacc** = 1.0e-04
redundant
- real **inputlist::epsr** = 1.0e-08
redundant
- integer **inputlist::nppts** = 0
number of toroidal transits used (per trajectory) in following field lines for constructing Poincaré plots; if $n_{pts} < 1$, no Poincaré plot is constructed;
- real **inputlist::ppts** = 0.0
stands for Poincare plot theta start. Chose at which angle (normalized over π) the Poincare field-line tracing start.
- integer, dimension(1:mnvol+1) **inputlist::nptrj** = -1
number of trajectories in each annulus to be followed in constructing Poincaré plot
- logical **inputlist::lhevalues** = .false.
to compute eigenvalues of $\nabla\mathbf{F}$
- logical **inputlist::lhevectors** = .false.
to compute eigenvectors (and also eigenvalues) of $\nabla\mathbf{F}$
- logical **inputlist::lhmatrix** = .false.
to compute and write to file the elements of $\nabla\mathbf{F}$
- integer **inputlist::lperturbed** = 0
to compute linear, perturbed equilibrium
- integer **inputlist::dpp** = -1
perturbed harmonic
- integer **inputlist::dqj** = -1
perturbed harmonic
- integer **inputlist::lerrortype** = 0
the type of error output for Lcheck=1
- integer **inputlist::ngrid** = -1
the number of points to output in the grid, -1 for Lrad(vvol)
- real **inputlist::drz** = 1E-5
difference in geometry for finite difference estimate (debug only)
- integer **inputlist::lcheck** = 0
implement various checks
- logical **inputlist::ltiming** = .false.
to check timing
- logical **inputlist::ltransform** = .false.
to evaluate iota and straight field line coordinates
- real **inputlist::fudge** = 1.0e-00
redundant
- real **inputlist::scaling** = 1.0e-00
redundant

8.46.1 Detailed Description

The namelist `diagnosticslist` controls post-processor diagnostics, such as Poincaré plot resolution, etc.

8.46.2 Variable Documentation

8.46.2.1 nptrj integer, dimension(1:mnvol+1) inputlist::nptrj = -1

number of trajectories in each annulus to be followed in constructing Poincaré plot

- if $nPtrj(1) < 0$, then $nPtrj(1) = Ni(l)$, where $Ni(1)$ is the grid resolution used to construct the Beltrami field in volume l

Referenced by [allglobal::broadcast_inputs\(\)](#), [final_diagnostics\(\)](#), [sphdf5::mirror_input_to_outfile\(\)](#), [pp00aa\(\)](#), [spec\(\)](#), and [allglobal::wrtend\(\)](#).

8.46.2.2 lcheck integer inputlist::lcheck = 0

implement various checks

- if $Lcheck = 0$, no additional check on the calculation is performed
- if $Lcheck = 1$, the error in the current, i.e. $\nabla \times \mathbf{B} - \mu\mathbf{B}$ is computed as a post-diagnostic
- if $Lcheck = 2$, the analytic derivatives of the interface transform w.r.t. the helicity multiplier, μ , and the enclosed poloidal flux, $\Delta\psi_p$, are compared to a finite-difference estimate
 - only if $Lconstraint==1$
 - only for `dspec` executable, i.e. must compile with `DFLAGS = "-D DEBUG"`
- if $Lcheck = 3$, the analytic derivatives of the volume w.r.t. interface Fourier harmonic is compared to a finite-difference estimate
 - must set $Lfindzero = 2$
 - set `forcetol` sufficiently small and set $LreadGF = F$, so that the matrix of second derivatives is calculated
 - only for `dspec` executable, i.e. must compile with `DFLAGS = "-D DEBUG"`
- if $Lcheck = 4$, the analytic calculation of the derivatives of the magnetic field, B^2 , at the interfaces is compared to a finite-difference estimate
 - must set $Lfindzero = 2$
 - set `forcetol` sufficiently small
 - set $LreadGF=F$
 - only for `dspec` executable, i.e. must compile with `DFLAGS = "-D DEBUG"`
- if $Lcheck = 5$, the analytic calculation of the matrix of the derivatives of the force imbalance is compared to a finite-difference estimate
- if $Lcheck = 6$, the virtual casing calculation is compared to `xdiagno` (Lazerson 2013 [8])
 - the input file for `xdiagno` is written by `bnorml()`
 - this provides the Cartesian coordinates on the computational boundary where the virtual casing routine `casing()` computes the magnetic field, with the values of the magnetic field being written to the screen for comparison
 - must set $Freebound=1, Lfindzero>0, mfreeits!=0$
 - `xdiagno` must be executed manually
- if $Lcheck = 7$, calculates the force and `force_grad`, outputs them to the `.h5` file

Referenced by [bnorml\(\)](#), [allglobal::broadcast_inputs\(\)](#), [allglobal::check_inputs\(\)](#), [dforce\(\)](#), [dfp200\(\)](#), [evaluate_dbb\(\)](#), [evaluate_dmupfdx\(\)](#), [fcn1\(\)](#), [fcn2\(\)](#), [final_diagnostics\(\)](#), [sphdf5::hdfint\(\)](#), [hesian\(\)](#), [lforce\(\)](#), [ma02aa\(\)](#), [sphdf5::mirror_input_to_outfile\(\)](#), [newton\(\)](#), [preset\(\)](#), [raxis\(\)](#), [spec\(\)](#), and [allglobal::wrtend\(\)](#).

8.47 screenlist

The namelist `screenlist` controls screen output. Every subroutine, e.g. `xy00aa.h`, has its own write flag, `Wxy00aa`.

Collaboration diagram for `screenlist`:



Variables

- logical `inputlist::wmanual` = .false.
- logical `inputlist::wrzaxis` = .false.
- logical `inputlist::wpackxi` = .false.
- logical `inputlist::wvolume` = .false.
- logical `inputlist::wcoords` = .false.
- logical `inputlist::wbasefn` = .false.
- logical `inputlist::wmemory` = .false.
- logical `inputlist::wmetrix` = .false.
- logical `inputlist::wma00aa` = .false.
- logical `inputlist::wmatrix` = .false.
- logical `inputlist::wspsmat` = .false.
- logical `inputlist::wspsint` = .false.
- logical `inputlist::wmp00ac` = .false.
- logical `inputlist::wma02aa` = .false.
- logical `inputlist::wpackab` = .false.
- logical `inputlist::wtr00ab` = .false.
- logical `inputlist::wcurent` = .false.
- logical `inputlist::wdf00ab` = .false.
- logical `inputlist::wlforce` = .false.
- logical `inputlist::wintghs` = .false.
- logical `inputlist::wmtrxhs` = .false.
- logical `inputlist::wlbpol` = .false.
- logical `inputlist::wbrcast` = .false.
- logical `inputlist::wdfp100` = .false.
- logical `inputlist::wdfp200` = .false.
- logical `inputlist::wdforce` = .false.
- logical `inputlist::wnewton` = .false.
- logical `inputlist::wcasing` = .false.
- logical `inputlist::wbnorml` = .false.
- logical `inputlist::wjo00aa` = .false.
- logical `inputlist::wpp00aa` = .false.
- logical `inputlist::wpp00ab` = .false.
- logical `inputlist::wbfield` = .false.
- logical `inputlist::wstzxyz` = .false.

- logical `inputlist::whesian` = .false.
- logical `inputlist::wra00aa` = .false.
- logical `inputlist::wnumrec` = .false.
- logical `inputlist::wdcuhre` = .false.
- logical `inputlist::wminpack` = .false.
- logical `inputlist::wiqpack` = .false.
- logical `inputlist::wrksuite` = .false.
- logical `inputlist::wi1mach` = .false.
- logical `inputlist::wd1mach` = .false.
- logical `inputlist::wilut` = .false.
- logical `inputlist::witters` = .false.
- logical `inputlist::wsphdf5` = .false.
- logical `inputlist::wpreset` = .false.
- logical `inputlist::wglobal` = .false.
- logical `inputlist::wxspech` = .false.
- logical `inputlist::wbuild_vector_potential` = .false.
- logical `inputlist::wreadin` = .false.
write screen output of readin()
- logical `inputlist::wwrtend` = .false.
write screen output of wrtend()
- logical `inputlist::wmacros` = .false.
write screen output from expanded macros

8.47.1 Detailed Description

The namelist `screenlist` controls screen output. Every subroutine, e.g. `xy00aa.h`, has its own write flag, `Wxy00aa`.

8.47.2 Variable Documentation

8.47.2.1 `wbuild_vector_potential` `logical inputlist::wbuild_vector_potential = .false.`

Todo : what is this?

Referenced by `allglobal::build_vector_potential()`.

9 Module Documentation

9.1 `allglobal` Module Reference

global variable storage used as "workspace" throughout the code

Functions/Subroutines

- subroutine **build_vector_potential** (lvol, iocons, aderiv)
- subroutine **set_mpi_comm** (comm)
- pure character(len=1000) function **get_hidden** (ext)
- subroutine **read_inputlists_from_file** ()
- subroutine **write_spec_namelist** ()
- subroutine **check_inputs** ()
- subroutine **broadcast_inputs**
- subroutine **wrtend**
Write the restart file ext.sp.end.
- subroutine **ismyvolume** (vvol)
Check if volume vvol is associated to the corresponding MPI node.
- subroutine **whichcpuid** (vvol, cpu_id)
Returns which MPI node is associated to a given volume.

Variables

- integer **myid**
MPI rank of current CPU.
- integer **ncpu**
number of MPI tasks
- integer **ismyvolumevalue**
flag to indicate if a CPU is operating on its assigned volume
- real **cpus**
initial time
- integer **mpi_comm_spec**
SPEC MPI communicator.
- logical **skip_write** = .false.
- real **pi2nfp**
 π^2/nfp ; assigned in readin;
- real **pi2pi2nfp**
 $\pi^2\pi^2/nfp$*
- real **pi2pi2nfphalf**
 $2\pi*\pi/nfp$*
- real **pi2pi2nfpquart**
 $\pi\pi/nfp$*
- character(len=1000) **ext**
- real **forceerr**
total force-imbalance
- real **energy**
MHD energy.
- real **bserr**
(in freeboundary) error in self-consistency of field on plasma boundary (Picard iteration)
- real **betatotal** = 0.0
Beta, averaged over entire domain.
- real, dimension(:), allocatable **ipdt**
- real, dimension(:,:), allocatable **ipdtdpf**
Toroidal pressure-driven current.
- integer **mvol**
total number of volumes (including the vacuum region in the case of free-boundary calculations)

- real **total_pflux**
- logical **yesstellsym**
internal shorthand copies of Istellsym, which is an integer input;
- logical **notstellsym**
internal shorthand copies of Istellsym, which is an integer input;
- logical **yesmatrixfree**
- logical **notmatrixfree**
to use matrix-free method or not
- real, dimension(:,:), allocatable **cheby**
local workspace for evaluation of Chebychev polynomials
- real, dimension(:,,:), allocatable **zernike**
local workspace for evaluation of Zernike polynomials
- real, dimension(:,:,:), allocatable **tt**
derivatives of Chebyshev polynomials at the inner and outer interfaces;
- real, dimension(:,:,:), allocatable **rtt**
derivatives of Zernike polynomials at the inner and outer interfaces;
- real, dimension(:,:), allocatable **rtm**
 r^m term of Zernike polynomials at the origin
- real, dimension(:), allocatable **zernikedof**
Zernike degree of freedom for each m .
- integer **mne**
enhanced resolution for metric elements
- integer, dimension(:), allocatable **ime**
enhanced poloidal mode numbers for metric elements
- integer, dimension(:), allocatable **ine**
enhanced toroidal mode numbers for metric elements
- integer **mns**
enhanced resolution for straight field line transformation
- integer, dimension(:), allocatable **ims**
enhanced poloidal mode numbers for straight field line transformation
- integer, dimension(:), allocatable **ins**
enhanced toroidal mode numbers for straight field line transformation
- integer **lmpol**
what is this?
- integer **lntor**
what is this?
- integer **smpol**
what is this?
- integer **sntor**
what is this?
- real **xoffset** = 1.0
used to normalize NAG routines (which ones exactly where?)
- logical, dimension(:), allocatable **imagneticok**
used to indicate if Beltrami fields have been correctly constructed;
- logical **iconstraintok**
Used to break iteration loops of slaves in the global constraint minimization.
- real, dimension(:,:), allocatable **beltramieror**
*to store the integral of $|\text{curl}B - \mu * B|$ computed by jo00aa;*
- integer **mn**
total number of Fourier harmonics for coordinates/fields; calculated from Mpol, Ntor in readin()
- integer, dimension(:), allocatable **im**

- poloidal mode numbers for Fourier representation*
- integer, dimension(:), allocatable **in**
- toroidal mode numbers for Fourier representation*
- real, dimension(:), allocatable **halfmm**
- I saw this already somewhere...*
- real, dimension(:), allocatable **regumm**
- I saw this already somewhere...*
- real **rscaler**
- no idea*
- real, dimension(:,), allocatable **psifactor**
- no idea*
- real, dimension(:,), allocatable **inifactor**
- no idea*
- real, dimension(:), allocatable **bbweight**
- weight on force-imbalance harmonics; used in [dforce\(\)](#)*
- real, dimension(:), allocatable **mmpp**
- spectral condensation factors*
- real, dimension(:,), allocatable **irbc**
- cosine R harmonics of interface surface geometry; stellarator symmetric*
- real, dimension(:,), allocatable **izbs**
- sine Z harmonics of interface surface geometry; stellarator symmetric*
- real, dimension(:,), allocatable **irbs**
- sine R harmonics of interface surface geometry; non-stellarator symmetric*
- real, dimension(:,), allocatable **izbc**
- cosine Z harmonics of interface surface geometry; non-stellarator symmetric*
- real, dimension(:,), allocatable **drbc**
- cosine R harmonics of interface surface geometry; stellarator symmetric; linear deformation*
- real, dimension(:,), allocatable **dzbs**
- sine Z harmonics of interface surface geometry; stellarator symmetric; linear deformation*
- real, dimension(:,), allocatable **drbs**
- sine R harmonics of interface surface geometry; non-stellarator symmetric; linear deformation*
- real, dimension(:,), allocatable **dzbc**
- cosine Z harmonics of interface surface geometry; non-stellarator symmetric; linear deformation*
- real, dimension(:,), allocatable **irij**
- interface surface geometry; real space*
- real, dimension(:,), allocatable **izij**
- interface surface geometry; real space*
- real, dimension(:,), allocatable **drij**
- interface surface geometry; real space*
- real, dimension(:,), allocatable **dzij**
- interface surface geometry; real space*
- real, dimension(:,), allocatable **trij**
- interface surface geometry; real space*
- real, dimension(:,), allocatable **tzij**
- interface surface geometry; real space*
- real, dimension(:), allocatable **ivns**
- sine harmonics of vacuum normal magnetic field on interfaces; stellarator symmetric*
- real, dimension(:), allocatable **ibns**
- sine harmonics of plasma normal magnetic field on interfaces; stellarator symmetric*
- real, dimension(:), allocatable **ivnc**
- cosine harmonics of vacuum normal magnetic field on interfaces; non-stellarator symmetric*

- real, dimension(:), allocatable **ibnc**
cosine harmonics of plasma normal magnetic field on interfaces; non-stellarator symmetric
- real, dimension(:), allocatable **lrbc**
local workspace
- real, dimension(:), allocatable **lzbs**
local workspace
- real, dimension(:), allocatable **lrbs**
local workspace
- real, dimension(:), allocatable **lzbc**
local workspace
- integer **num_modes**
- integer, dimension(:), allocatable **mmrzz**
- integer, dimension(:), allocatable **nnrzz**
- real, dimension(:, :, :), allocatable **allrzz**
- integer **nt**
discrete resolution along θ of grid in real space
- integer **nz**
discrete resolution along ζ of grid in real space
- integer **ntz**
*discrete resolution; $Ntz=Nt*Nz$ shorthand*
- integer **hnt**
*discrete resolution; $Ntz=Nt*Nz$ shorthand*
- integer **hnz**
*discrete resolution; $Ntz=Nt*Nz$ shorthand*
- real **sontz**
*one / sqrt (one*Ntz); shorthand*
- real, dimension(:, :, :), allocatable **rij**
real-space grid; R
- real, dimension(:, :, :), allocatable **zij**
real-space grid; Z
- real, dimension(:, :, :), allocatable **xij**
what is this?
- real, dimension(:, :, :), allocatable **yij**
what is this?
- real, dimension(:, :), allocatable **sg**
real-space grid; jacobian and its derivatives
- real, dimension(:, :, :), allocatable **guvij**
real-space grid; metric elements
- real, dimension(:, :, :), allocatable **gvuij**
real-space grid; metric elements (?); 10 Dec 15;
- real, dimension(:, :, :), allocatable **guvijsave**
what is this?
- integer, dimension(:, :), allocatable **ki**
identification of Fourier modes
- integer, dimension(:, :, :), allocatable **kij**
identification of Fourier modes
- integer, dimension(:, :, :), allocatable **kija**
identification of Fourier modes
- integer, dimension(:), allocatable **iotakkii**
identification of Fourier modes
- integer, dimension(:, :), allocatable **iotaksub**

- identification of Fourier modes*
- integer, dimension(:,:), allocatable **iotakadd**
 - identification of Fourier modes*
- integer, dimension(:,:), allocatable **iotaksgn**
 - identification of Fourier modes*
- real, dimension(:), allocatable **efmn**
 - Fourier harmonics; dummy workspace.*
- real, dimension(:), allocatable **ofmn**
 - Fourier harmonics; dummy workspace.*
- real, dimension(:), allocatable **cfmn**
 - Fourier harmonics; dummy workspace.*
- real, dimension(:), allocatable **sfmn**
 - Fourier harmonics; dummy workspace.*
- real, dimension(:), allocatable **evmn**
 - Fourier harmonics; dummy workspace.*
- real, dimension(:), allocatable **odmn**
 - Fourier harmonics; dummy workspace.*
- real, dimension(:), allocatable **comn**
 - Fourier harmonics; dummy workspace.*
- real, dimension(:), allocatable **simn**
 - Fourier harmonics; dummy workspace.*
- real, dimension(:), allocatable **ijreal**
 - what is this ?*
- real, dimension(:), allocatable **ijimag**
 - what is this ?*
- real, dimension(:), allocatable **jireal**
 - what is this ?*
- real, dimension(:), allocatable **jiimag**
 - what is this ?*
- real, dimension(:), allocatable **jkreal**
 - what is this ?*
- real, dimension(:), allocatable **jkimag**
 - what is this ?*
- real, dimension(:), allocatable **kjreal**
 - what is this ?*
- real, dimension(:), allocatable **kjimag**
 - what is this ?*
- real, dimension(:,,:), allocatable **bsupumn**
 - tangential field on interfaces; θ -component; required for virtual casing construction of field; 11 Oct 12*
- real, dimension(:,,:), allocatable **bsupvmn**
 - tangential field on interfaces; ζ -component; required for virtual casing construction of field; 11 Oct 12*
- real, dimension(:,:), allocatable **goomne**
 - described in [preset\(\)](#)*
- real, dimension(:,:), allocatable **goomno**
 - described in [preset\(\)](#)*
- real, dimension(:,:), allocatable **gssmne**
 - described in [preset\(\)](#)*
- real, dimension(:,:), allocatable **gssmno**
 - described in [preset\(\)](#)*
- real, dimension(:,:), allocatable **gstmne**
 - described in [preset\(\)](#)*

- real, dimension(:,:), allocatable **gstmno**
described in [preset\(\)](#)
- real, dimension(:,:), allocatable **gszmne**
described in [preset\(\)](#)
- real, dimension(:,:), allocatable **gszmno**
described in [preset\(\)](#)
- real, dimension(:,:), allocatable **gttmne**
described in [preset\(\)](#)
- real, dimension(:,:), allocatable **gttmno**
described in [preset\(\)](#)
- real, dimension(:,:), allocatable **gtzmne**
described in [preset\(\)](#)
- real, dimension(:,:), allocatable **gtzmno**
described in [preset\(\)](#)
- real, dimension(:,:), allocatable **gzzmne**
described in [preset\(\)](#)
- real, dimension(:,:), allocatable **gzzmno**
described in [preset\(\)](#)
- real, dimension(:,:,,:), allocatable **dtoocc**
volume-integrated Chebychev-metrics; see [matrix\(\)](#)
- real, dimension(:,:,,:), allocatable **dtoocs**
volume-integrated Chebychev-metrics; see [matrix\(\)](#)
- real, dimension(:,:,,:), allocatable **dtoosc**
volume-integrated Chebychev-metrics; see [matrix\(\)](#)
- real, dimension(:,:,,:), allocatable **dtooss**
volume-integrated Chebychev-metrics; see [matrix\(\)](#)
- real, dimension(:,:,,:), allocatable **ttsscc**
volume-integrated Chebychev-metrics; see [matrix\(\)](#)
- real, dimension(:,:,,:), allocatable **ttsscs**
volume-integrated Chebychev-metrics; see [matrix\(\)](#)
- real, dimension(:,:,,:), allocatable **ttsscc**
volume-integrated Chebychev-metrics; see [matrix\(\)](#)
- real, dimension(:,:,,:), allocatable **ttssss**
volume-integrated Chebychev-metrics; see [matrix\(\)](#)
- real, dimension(:,:,,:), allocatable **tdstcc**
volume-integrated Chebychev-metrics; see [matrix\(\)](#)
- real, dimension(:,:,,:), allocatable **tdstcs**
volume-integrated Chebychev-metrics; see [matrix\(\)](#)
- real, dimension(:,:,,:), allocatable **tdstsc**
volume-integrated Chebychev-metrics; see [matrix\(\)](#)
- real, dimension(:,:,,:), allocatable **tdstss**
volume-integrated Chebychev-metrics; see [matrix\(\)](#)
- real, dimension(:,:,,:), allocatable **tdszcc**
volume-integrated Chebychev-metrics; see [matrix\(\)](#)
- real, dimension(:,:,,:), allocatable **tdszcs**
volume-integrated Chebychev-metrics; see [matrix\(\)](#)
- real, dimension(:,:,,:), allocatable **tdszsc**
volume-integrated Chebychev-metrics; see [matrix\(\)](#)
- real, dimension(:,:,,:), allocatable **tdszss**
volume-integrated Chebychev-metrics; see [matrix\(\)](#)
- real, dimension(:,:,,:), allocatable **ddttcc**

- volume-integrated Chebychev-metrics; see [matrix\(\)](#)*
- real, dimension(:, :, :), allocatable **ddtcs**
 - volume-integrated Chebychev-metrics; see [matrix\(\)](#)*
- real, dimension(:, :, :), allocatable **ddtsc**
 - volume-integrated Chebychev-metrics; see [matrix\(\)](#)*
- real, dimension(:, :, :), allocatable **ddtss**
 - volume-integrated Chebychev-metrics; see [matrix\(\)](#)*
- real, dimension(:, :, :), allocatable **ddtzcc**
 - volume-integrated Chebychev-metrics; see [matrix\(\)](#)*
- real, dimension(:, :, :), allocatable **ddtzcs**
 - volume-integrated Chebychev-metrics; see [matrix\(\)](#)*
- real, dimension(:, :, :), allocatable **ddtzsc**
 - volume-integrated Chebychev-metrics; see [matrix\(\)](#)*
- real, dimension(:, :, :), allocatable **ddtzss**
 - volume-integrated Chebychev-metrics; see [matrix\(\)](#)*
- real, dimension(:, :, :), allocatable **ddzcc**
 - volume-integrated Chebychev-metrics; see [matrix\(\)](#)*
- real, dimension(:, :, :), allocatable **ddzcs**
 - volume-integrated Chebychev-metrics; see [matrix\(\)](#)*
- real, dimension(:, :, :), allocatable **ddzsc**
 - volume-integrated Chebychev-metrics; see [matrix\(\)](#)*
- real, dimension(:, :, :), allocatable **ddzss**
 - volume-integrated Chebychev-metrics; see [matrix\(\)](#)*
- real, dimension(:, :), allocatable **tsc**
 - what is this?*
- real, dimension(:, :), allocatable **tss**
 - what is this?*
- real, dimension(:, :), allocatable **dtc**
 - what is this?*
- real, dimension(:, :), allocatable **dts**
 - what is this?*
- real, dimension(:, :), allocatable **dzc**
 - what is this?*
- real, dimension(:, :), allocatable **dzs**
 - what is this?*
- real, dimension(:, :), allocatable **ttc**
 - what is this?*
- real, dimension(:, :), allocatable **tzc**
 - what is this?*
- real, dimension(:, :), allocatable **tts**
 - what is this?*
- real, dimension(:, :), allocatable **tzs**
 - what is this?*
- real, dimension(:), allocatable **dtflux**
 - $\delta\psi_{toroidal}$ in each annulus*
- real, dimension(:), allocatable **dpflux**
 - $\delta\psi_{poloidal}$ in each annulus*
- real, dimension(:), allocatable **sweight**
 - minimum poloidal length constraint weight*
- integer, dimension(:), allocatable **nadof**
 - degrees of freedom in Beltrami fields in each annulus*

- integer, dimension(:), allocatable **nfielddof**
degrees of freedom in Beltrami fields in each annulus, field only, no Lagrange multipliers
- type(subgrid), dimension(:,:), allocatable **ate**
magnetic vector potential cosine Fourier harmonics; stellarator-symmetric
- type(subgrid), dimension(:,:), allocatable **aze**
magnetic vector potential cosine Fourier harmonics; stellarator-symmetric
- type(subgrid), dimension(:,:), allocatable **ato**
magnetic vector potential sine Fourier harmonics; non-stellarator-symmetric
- type(subgrid), dimension(:,:), allocatable **azo**
magnetic vector potential sine Fourier harmonics; non-stellarator-symmetric
- integer, dimension(:,:), allocatable **Ima**
Lagrange multipliers (?)
- integer, dimension(:,:), allocatable **Imb**
Lagrange multipliers (?)
- integer, dimension(:,:), allocatable **Imc**
Lagrange multipliers (?)
- integer, dimension(:,:), allocatable **Imd**
Lagrange multipliers (?)
- integer, dimension(:,:), allocatable **Ime**
Lagrange multipliers (?)
- integer, dimension(:,:), allocatable **Imf**
Lagrange multipliers (?)
- integer, dimension(:,:), allocatable **Img**
Lagrange multipliers (?)
- integer, dimension(:,:), allocatable **Imh**
Lagrange multipliers (?)
- real, dimension(:,:), allocatable **Imavalue**
what is this?
- real, dimension(:,:), allocatable **Imbvalue**
what is this?
- real, dimension(:,:), allocatable **Imcvalue**
what is this?
- real, dimension(:,:), allocatable **Imdvalue**
what is this?
- real, dimension(:,:), allocatable **Imevalue**
what is this?
- real, dimension(:,:), allocatable **Imfvalue**
what is this?
- real, dimension(:,:), allocatable **Imgvalue**
what is this?
- real, dimension(:,:), allocatable **Imhvalue**
what is this?
- integer, dimension(:,:), allocatable **fso**
what is this?
- integer, dimension(:,:), allocatable **fse**
what is this?
- logical **lcoordinatesingularity**
set by LREGION macro; true if inside the innermost volume
- logical **lplasmaregion**
set by LREGION macro; true if inside the plasma region
- logical **lvacuumregion**

- set by *LREGION* macro; true if inside the vacuum region
- logical **lsavedguvij**
 - flag used in matrix free
- logical **localconstraint**
 - what is this?
- real, dimension(:,:), allocatable **dma**
 - energy and helicity matrices; quadratic forms
- real, dimension(:,:), allocatable **dmb**
 - energy and helicity matrices; quadratic forms
- real, dimension(:,:), allocatable **dmd**
 - energy and helicity matrices; quadratic forms
- real, dimension(:), allocatable **dmass**
 - sparse version of *dMA*, data
- real, dimension(:), allocatable **dmds**
 - sparse version of *dMD*, data
- integer, dimension(:), allocatable **idmas**
 - sparse version of *dMA* and *dMD*, indices
- integer, dimension(:), allocatable **jdmas**
 - sparse version of *dMA* and *dMD*, indices
- integer, dimension(:), allocatable **ndmasmax**
 - number of elements for sparse matrices
- integer, dimension(:), allocatable **ndmas**
 - number of elements for sparse matrices
- real, dimension(:), allocatable **dmg**
 - what is this?
- real, dimension(:), allocatable **adotx**
 - the matrix-vector product
- real, dimension(:), allocatable **ddotx**
 - the matrix-vector product
- real, dimension(:,:), allocatable **solution**
 - this is allocated in *dforce*; used in *mp00ac* and *ma02aa*; and is passed to *packab*
- real, dimension(:,,:), allocatable **gmreslastsolution**
 - used to store the last solution for restarting *GMRES*
- real, dimension(:), allocatable **mbpsi**
 - matrix vector products
- logical **liluprecond**
 - whether to use *ILU* preconditioner for *GMRES*
- real, dimension(:,:), allocatable **beltramiinverse**
 - Beltrami inverse matrix.
- real, dimension(:,,:), allocatable **diotadxup**
 - measured rotational transform on inner/outer interfaces for each volume; $d(\text{transform})/dx$; (see *dforce*)
- real, dimension(:,,:), allocatable **ditgpdxtpt**
 - measured toroidal and poloidal current on inner/outer interfaces for each volume; $d(I_{\text{tor}}, G_{\text{pol}})/dx$; (see *dforce*)
- real, dimension(:,,:), allocatable **glambda**
 - save initial guesses for iterative calculation of rotational-transform
- integer **lmns**
 - number of independent degrees of freedom in angle transformation;
- real, dimension(:,,:), allocatable **dlambdaout**
- real, dimension(:,,:), allocatable **bemn**
 - force vector; stellarator-symmetric (?)
- real, dimension(:,:), allocatable **iomn**

- force vector; stellarator-symmetric (?)*
- real, dimension(;;,:), allocatable **somn**
 - force vector; non-stellarator-symmetric (?)*
- real, dimension(;;,:), allocatable **pomn**
 - force vector; non-stellarator-symmetric (?)*
- real, dimension(;;,:), allocatable **bomn**
 - force vector; stellarator-symmetric (?)*
- real, dimension(;;,:), allocatable **iemn**
 - force vector; stellarator-symmetric (?)*
- real, dimension(;;,:), allocatable **semn**
 - force vector; non-stellarator-symmetric (?)*
- real, dimension(;;,:), allocatable **pemn**
 - force vector; non-stellarator-symmetric (?)*
- real, dimension(;;,:), allocatable **bbe**
 - force vector (?); stellarator-symmetric (?)*
- real, dimension(;;,:), allocatable **iio**
 - force vector (?); stellarator-symmetric (?)*
- real, dimension(;;,:), allocatable **bbo**
 - force vector (?); non-stellarator-symmetric (?)*
- real, dimension(;;,:), allocatable **iie**
 - force vector (?); non-stellarator-symmetric (?)*
- real, dimension(;;,:), allocatable **btemn**
 - covariant θ cosine component of the tangential field on interfaces; stellarator-symmetric*
- real, dimension(;;,:), allocatable **bzemn**
 - covariant ζ cosine component of the tangential field on interfaces; stellarator-symmetric*
- real, dimension(;;,:), allocatable **btomn**
 - covariant θ sine component of the tangential field on interfaces; non-stellarator-symmetric*
- real, dimension(;;,:), allocatable **bzomn**
 - covariant ζ sine component of the tangential field on interfaces; non-stellarator-symmetric*
- real, dimension(;;,:), allocatable **bloweremn**
 - covariant field for Hessian computation*
- real, dimension(;;,:), allocatable **bloweromn**
 - covariant field for Hessian computation*
- integer **lgdof**
 - geometrical degrees of freedom associated with each interface*
- integer **ngdof**
 - total geometrical degrees of freedom*
- real, dimension(;;,:), allocatable **dbbdrz**
 - derivative of magnetic field w.r.t. geometry (?)*
- real, dimension(;;,:), allocatable **diidrz**
 - derivative of spectral constraints w.r.t. geometry (?)*
- real, dimension(;;,::,:), allocatable **dffdrz**
 - derivatives of $B^{\wedge}2$ at the interfaces wrt geometry*
- real, dimension(;;,::,:), allocatable **dbbdmp**
 - derivatives of $B^{\wedge}2$ at the interfaces wrt mu and dflux*
- real, dimension(;;,::,:), allocatable **hdfdrz**
 - derivatives of $B^{\wedge}2$ at the interfaces wrt geometry 2D Hessian;*
- real, dimension(;;,::,:), allocatable **denergydrr**
 - derivatives of energy at the interfaces wrt geometry 3D Hessian;*
- real, dimension(;;,::,:), allocatable **denergydrz**
 - derivatives of energy at the interfaces wrt geometry 3D Hessian;*

- real, dimension(:, :, :, :), allocatable **denergydzt**
derivatives of energy at the interfaces wrt geometry 3D Hessian;
- real, dimension(:, :, :, :), allocatable **denergydzz**
derivatives of energy at the interfaces wrt geometry 3D Hessian;
- real, dimension(:, :, :, :), allocatable **dmupfdx**
derivatives of mu and dflux wrt geometry at constant interface transform
- logical **lhessianallocated**
flag to indicate that force gradient matrix is allocated (?)
- real, dimension(:, :), allocatable **hessian**
force gradient matrix (?)
- real, dimension(:, :), allocatable **dessian**
derivative of force gradient matrix (?)
- logical **lhessian2dallocated**
flag to indicate that 2D Hessian matrix is allocated (?)
- real, dimension(:, :), allocatable **hessian2d**
Hessian 2D.
- real, dimension(:, :), allocatable **dessian2d**
derivative Hessian 2D
- logical **lhessian3dallocated**
flag to indicate that 2D Hessian matrix is allocated (?)
- real, dimension(:, :), allocatable **hessian3d**
Hessian 3D.
- real, dimension(:, :), allocatable **dessian3d**
derivative Hessian 3D
- real, dimension(:), allocatable **force_final**
*Final force on the interfaces [inface*mode].*
- real, dimension(:, :), allocatable **cosi**
some precomputed cosines
- real, dimension(:, :), allocatable **sini**
some precomputed sines
- real, dimension(:), allocatable **gteta**
something related to \sqrt{g} and θ ?
- real, dimension(:), allocatable **gzeta**
something related to \sqrt{g} and ζ ?
- real, dimension(:), allocatable **ajk**
definition of coordinate axis
- real, dimension(:, :, :), allocatable **dradr**
derivatives of coordinate axis
- real, dimension(:, :, :), allocatable **dradz**
derivatives of coordinate axis
- real, dimension(:, :, :), allocatable **dzadr**
derivatives of coordinate axis
- real, dimension(:, :, :), allocatable **dzadz**
derivatives of coordinate axis
- real, dimension(:, :, :), allocatable **drodr**
derivatives of coordinate axis
- real, dimension(:, :, :), allocatable **drodz**
derivatives of coordinate axis
- real, dimension(:, :, :), allocatable **dzodr**
derivatives of coordinate axis
- real, dimension(:, :, :), allocatable **dzodz**

- derivatives of coordinate axis*
- integer, dimension(:,:), allocatable **djkp**
 - for calculating cylindrical volume*
- integer, dimension(:,:), allocatable **djkm**
 - for calculating cylindrical volume*
- real, dimension(:,:), allocatable **lbbintegral**
 - B.B integral.*
- real, dimension(:,:), allocatable **labintegral**
 - A.B integral.*
- real, dimension(:,:), allocatable **vvolume**
 - volume integral of \sqrt{g} ; computed in volume*
- real **dvolume**
 - derivative of volume w.r.t. interface geometry*
- integer **ivol**
 - labels volume; some subroutines (called by NAG) are fixed argument list but require the volume label*
- real **gbzeta**
 - toroidal (contravariant) field; calculated in bfield; required to convert $\hat{\theta}$ to B^θ , \hat{s} to B^s*
- integer, dimension(:,:), allocatable **iquad**
 - internal copy of Nquad*
- real, dimension(:,:), allocatable **gaussianweight**
 - weights for Gaussian quadrature*
- real, dimension(:,:), allocatable **gaussianabscissae**
 - abscissae for Gaussian quadrature*
- logical **lblear**
 - controls selection of Beltrami field solver; depends on LBeltrami*
- logical **lbnewton**
 - controls selection of Beltrami field solver; depends on LBeltrami*
- logical **lbsequad**
 - controls selection of Beltrami field solver; depends on LBeltrami*
- real, dimension(1:3) **orzp**
 - used in mg00aa() to determine (s, θ, ζ) given (R, Z, φ)*
- type(derivative) **dbdx**
 - $d\mathbf{B}/d\mathbf{X}$ (?)*
- integer **globaljk**
 - labels position*
- real, dimension(:,:), allocatable **dxyz**
 - computational boundary; position*
- real, dimension(:,:), allocatable **nxyz**
 - computational boundary; normal*
- real, dimension(:,:), allocatable **jxyz**
 - plasma boundary; surface current*
- real, dimension(1:2) **tetazeta**
 - what is this?*
- real **virtualcasingfactor** = -one / (four*pi)
 - this agrees with diagno*
- integer **iberror**
 - for computing error in magnetic field*
- integer **nfreeboundaryiterations**
 - number of free-boundary iterations already performed*
- integer, parameter **node** = 2
 - best to make this global for consistency between calling and called routines*
- logical **first_free_bound** = .false.
 - flag to indicate that this is the first free-boundary iteration*

9.1.1 Detailed Description

global variable storage used as "workspace" throughout the code

9.1.2 Function/Subroutine Documentation

9.1.2.1 build_vector_potential() subroutine allglobal::build_vector_potential (
integer, intent(in) lvol,
integer, intent(in) iocons,
integer, intent(in) aderiv)

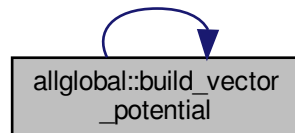
Parameters

in	<i>lvol</i>	lvol index of volume
in	<i>iocons</i>	iocons inner (0) or outer (1) side of the volume
in	<i>aderiv</i>	aderiv Derivative of A. <ul style="list-style-type: none"> • -1: w.r.t geometrical degree of freedom • 0: no derivatives • 1: w.r.t mu • 2: w.r.t pflux

References [ate](#), [ato](#), [aze](#), [azo](#), [build_vector_potential\(\)](#), [cfmn](#), [cpus](#), [efmn](#), [constants::half](#), [im](#), [fileunits::iunit](#), [lcoordinatesingularity](#), [inputlist::linitialize](#), [inputlist::lrad](#), [inputlist::mmpol](#), [mn](#), [inputlist::mntor](#), [inputlist::mnvol](#), [mpi_comm_spec](#), [myid](#), [ncpu](#), [notstellsym](#), [inputlist::nvol](#), [ofmn](#), [fileunits::ounit](#), [rtt](#), [sfmn](#), [tt](#), [inputlist::wbuild_vector_potential](#), [inputlist::wmacros](#), [inputlist::wreadin](#), and [constants::zero](#).

Referenced by [build_vector_potential\(\)](#), [curent\(\)](#), and [lforce\(\)](#).

Here is the call graph for this function:

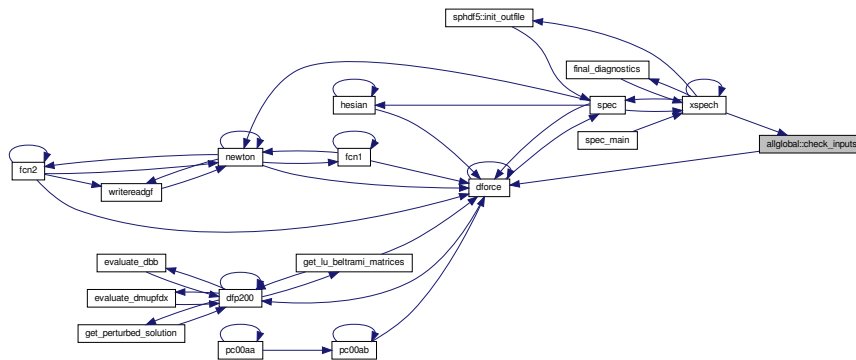


reading of screenlist

References `inputlist::bnc`, `inputlist::c05factor`, `inputlist::c05xmax`, `inputlist::c05xtol`, `cpus`, `inputlist::curpol`, `inputlist::curtor`, `dforce()`, `inputlist::dpp`, `inputlist::dqq`, `inputlist::drz`, `inputlist::epsgmres`, `inputlist::epsilon`, `inputlist::epsilu`, `inputlist::escale`, `inputlist::forcetol`, `inputlist::gamma`, `inputlist::gbnbld`, `inputlist::gbntol`, `inputlist::helicity`, `inputlist::igeometry`, `inputlist::imethod`, `inputlist::impol`, `in`, `inputlist::intor`, `inputlist::iorder`, `inputlist::iotatol`, `inputlist::iprecon`, `inputlist::istellsym`, `inputlist::isurf`, `inputlist::ivolume`, `inputlist::ladiabatic`, `inputlist::lautoinitbn`, `inputlist::lbeltrami`, `inputlist::lcheck`, `inputlist::lconstraint`, `inputlist::lextrap`, `inputlist::lfindzero`, `inputlist::lfreebound`, `inputlist::lgmresprec`, `inputlist::lhevalues`, `inputlist::lhevectors`, `inputlist::lhmatrix`, `inputlist::linitgues`, `inputlist::linitialize`, `inputlist::lmatsolver`, `inputlist::lperturbed`, `inputlist::lrad`, `inputlist::lreadgf`, `inputlist::lreflect`, `inputlist::lrzaxis`, `inputlist::lsparse`, `inputlist::lsvdiota`, `inputlist::ltiming`, `inputlist::lzerovac`, `numerical::machprec`, `inputlist::mfreeits`, `inputlist::mmpol`, `inputlist::mntor`, `inputlist::mnavol`, `inputlist::mpol`, `inputlist::mregular`, `inputlist::mu`, `inputlist::mupfits`, `inputlist::mupftol`, `mvol`, `inputlist::ndiscrete`, `inputlist::nfp`, `inputlist::nitergmres`, `inputlist::nppts`, `inputlist::nquad`, `inputlist::ntor`, `inputlist::ntoraxis`, `inputlist::navol`, `inputlist::odetol`, `constants::one`, `inputlist::opsilon`, `fileunits::ounit`, `inputlist::pcondense`, `inputlist::pflux`, `inputlist::phiedge`, `inputlist::pressure`, `inputlist::pscale`, `inputlist::rbs`, `inputlist::rpol`, `inputlist::rtor`, `inputlist::rws`, `numerical::small`, `inputlist::tflux`, `inputlist::upsilon`, `inputlist::vcasingeps`, `inputlist::vcasingits`, `inputlist::vcasingper`, `inputlist::vcasingtol`, `inputlist::vnc`, `numerical::vsmall`, `inputlist::wpoloidal`, `inputlist::wreadin`, `inputlist::zbc`, `constants::zero`, and `inputlist::zwc`.

Referenced by `xspech()`.

Here is the caller graph for this function:



9.1.2.3 broadcast_inputs() subroutine allglobal::broadcast_inputs

broadcast physicslist

broadcast numericlist

broadcast globallist

broadcast locallist

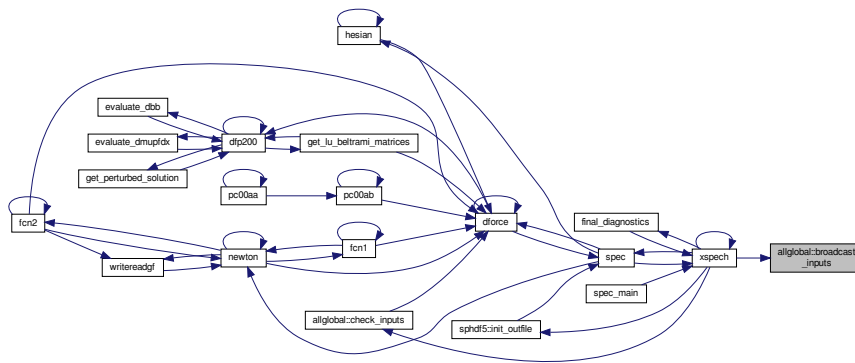
broadcast diagnosticslist

broadcast screenlist

References [inputlist::adiabatic](#), [inputlist::c05factor](#), [inputlist::c05xmax](#), [inputlist::c05xtol](#), [cpus](#), [inputlist::curpol](#), [inputlist::curtor](#), [inputlist::dpp](#), [inputlist::dqg](#), [inputlist::drz](#), [inputlist::epsgmres](#), [inputlist::epsilon](#), [inputlist::epsilu](#), [inputlist::escale](#), [inputlist::forcetol](#), [inputlist::gamma](#), [inputlist::gbnbld](#), [inputlist::gbntol](#), [inputlist::helicity](#), [inputlist::igeometry](#), [inputlist::imethod](#), [inputlist::impol](#), [inputlist::intor](#), [inputlist::iorder](#), [inputlist::iota](#), [inputlist::iotatol](#), [inputlist::iprecon](#), [inputlist::istellsym](#), [inputlist::isurf](#), [inputlist::ivolume](#), [inputlist::ladiabatic](#), [inputlist::lautoinitbn](#), [inputlist::lbeltrami](#), [inputlist::lcheck](#), [inputlist::lconstraint](#), [inputlist::lerrortype](#), [inputlist::lextrap](#), [inputlist::lfindzero](#), [inputlist::lfreebound](#), [inputlist::lgmresprec](#), [inputlist::lhevalues](#), [inputlist::lhevectors](#), [inputlist::lhmatrix](#), [inputlist::linitgues](#), [inputlist::linitialize](#), [inputlist::lmatsolver](#), [inputlist::lp](#), [inputlist::lperturbed](#), [inputlist::lq](#), [inputlist::lrad](#), [inputlist::lreadgf](#), [inputlist::lreflect](#), [inputlist::lrzaxis](#), [inputlist::lsparse](#), [inputlist::lsvdiota](#), [inputlist::ltiming](#), [inputlist::ltransform](#), [inputlist::lzerovac](#), [inputlist::maxrndgues](#), [inputlist::mfreeits](#), [inputlist::mnvol](#), [inputlist::mpol](#), [inputlist::mregular](#), [inputlist::mu](#), [inputlist::mupfits](#), [inputlist::mupftol](#), [inputlist::ndiscrete](#), [inputlist::nfp](#), [inputlist::ngrid](#), [inputlist::nitergmres](#), [inputlist::nppts](#), [inputlist::nptrj](#), [inputlist::nquad](#), [inputlist::ntor](#), [inputlist::ntoraxis](#), [inputlist::nvol](#), [inputlist::odetol](#), [inputlist::oita](#), [inputlist::oppsilon](#), [fileunits::ounit](#), [inputlist::pcondense](#), [inputlist::pflux](#), [inputlist::phiedge](#), [inputlist::pl](#), [inputlist::ppts](#), [inputlist::pr](#), [inputlist::pressure](#), [inputlist::pscale](#), [inputlist::ql](#), [inputlist::qr](#), [inputlist::rp](#), [inputlist::rpol](#), [inputlist::rq](#), [inputlist::rtor](#), [inputlist::tflux](#), [inputlist::upsilon](#), [inputlist::vcasingeps](#), [inputlist::vcasingits](#), [inputlist::vcasingper](#), [inputlist::vcasingtol](#), [inputlist::wmacros](#), [inputlist::wpoloidal](#), [inputlist::wreadin](#), and [inputlist::wwrtend](#).

Referenced by [xspech\(\)](#).

Here is the caller graph for this function:



9.1.2.4 ismyvolume() subroutine allglobal::ismyvolume (
integer, intent(in) vvol)

Check if volume vvol is associated to the corresponding MPI node.

The global variable `IsMyVolumeValue` is updated to 0 or 1, depending on `vvol`. A value of -1 is set if an error occurred.

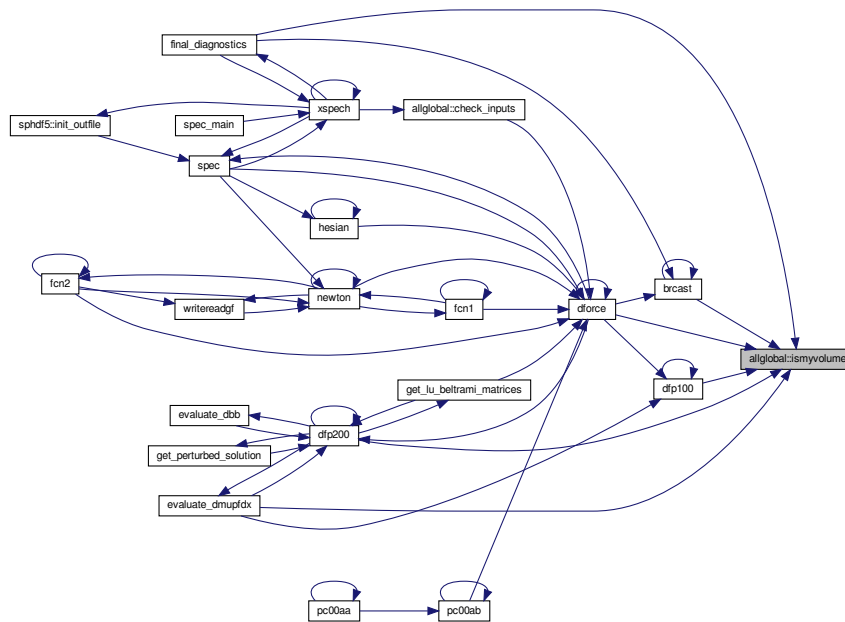
Parameters

<code>vvol</code>	volume to check
-------------------	-----------------

References [ismyvolumevalue](#), [myid](#), and [ncpu](#).

Referenced by [brcast\(\)](#), [dforce\(\)](#), [dfp100\(\)](#), [dfp200\(\)](#), [evaluate_dmupfdx\(\)](#), and [final_diagnostics\(\)](#).

Here is the caller graph for this function:



9.2 constants Module Reference

some constants used throughout the code

Variables

- real, parameter **zero** = 0.0
0
- real, parameter **one** = 1.0
1
- real, parameter **two** = 2.0
2
- real, parameter **three** = 3.0
3
- real, parameter **four** = 4.0
4
- real, parameter **five** = 5.0
5
- real, parameter **six** = 6.0
6
- real, parameter **seven** = 7.0
7
- real, parameter **eight** = 8.0
8
- real, parameter **nine** = 9.0
9

- real, parameter **ten** = 10.0
10
- real, parameter **eleven** = 11.0
11
- real, parameter **twelve** = 12.0
12
- real, parameter **hundred** = 100.0
100
- real, parameter **thousand** = 1000.0
1000
- real, parameter **half** = *one* / *two*
1/2
- real, parameter **third** = *one* / *three*
1/3
- real, parameter **quart** = *one* / *four*
1/4
- real, parameter **fifth** = *one* / *five*
1/5
- real, parameter **sixth** = *one* / *six*
1/6
- real, parameter **pi2** = 6.28318530717958623
2π
- real, parameter **pi** = *pi2* / *two*
π
- real, parameter **mu0** = 2.0E-07 * *pi2*
4π · 10⁻⁷
- real, parameter **goldenmean** = 1.618033988749895
golden mean = (1 + √5)/2 ;
- real, parameter **version** = 3.23
version of SPEC

9.2.1 Detailed Description

some constants used throughout the code

9.3 cputiming Module Reference

timing variables

Variables

- real **tmanual** = 0.0
- real **manualt** = 0.0
- real **trzaxis** = 0.0
- real **rzaxist** = 0.0
- real **tpackxi** = 0.0
- real **packxit** = 0.0
- real **tvolume** = 0.0
- real **volumet** = 0.0
- real **tcoords** = 0.0
- real **coordst** = 0.0
- real **tbasefn** = 0.0
- real **basefnt** = 0.0
- real **tmemory** = 0.0
- real **memoryt** = 0.0
- real **tmetrix** = 0.0
- real **metrixt** = 0.0
- real **tma00aa** = 0.0
- real **ma00aat** = 0.0
- real **tmatrix** = 0.0
- real **matrixt** = 0.0
- real **tpsmat** = 0.0
- real **spsmatt** = 0.0
- real **tspsint** = 0.0
- real **spsintt** = 0.0
- real **tmp00ac** = 0.0
- real **mp00act** = 0.0
- real **tma02aa** = 0.0
- real **ma02aat** = 0.0
- real **tpackab** = 0.0
- real **packabt** = 0.0
- real **ttr00ab** = 0.0
- real **tr00abt** = 0.0
- real **tcurent** = 0.0
- real **curentt** = 0.0
- real **tdf00ab** = 0.0
- real **df00abt** = 0.0
- real **tlforce** = 0.0
- real **lforcet** = 0.0
- real **tintghs** = 0.0
- real **intghst** = 0.0
- real **tmtrxhs** = 0.0
- real **mtrxhst** = 0.0
- real **tlbpol** = 0.0
- real **lbpolt** = 0.0
- real **tbrcast** = 0.0
- real **brcastt** = 0.0
- real **tdfp100** = 0.0
- real **dfp100t** = 0.0
- real **tdfp200** = 0.0
- real **dfp200t** = 0.0
- real **tdforce** = 0.0
- real **dforcet** = 0.0
- real **tnewton** = 0.0

- real **newtont** = 0.0
- real **tcasing** = 0.0
- real **casingt** = 0.0
- real **tbnorml** = 0.0
- real **bnormlt** = 0.0
- real **tjo00aa** = 0.0
- real **jo00aat** = 0.0
- real **tpp00aa** = 0.0
- real **pp00aat** = 0.0
- real **tpp00ab** = 0.0
- real **pp00abt** = 0.0
- real **tbfield** = 0.0
- real **bfieldt** = 0.0
- real **tstxyz** = 0.0
- real **stzxyzt** = 0.0
- real **thesian** = 0.0
- real **hesiant** = 0.0
- real **tra00aa** = 0.0
- real **ra00aat** = 0.0
- real **tnumrec** = 0.0
- real **numrect** = 0.0
- real **tdcuhre** = 0.0
- real **dcuhret** = 0.0
- real **tminpack** = 0.0
- real **minpackt** = 0.0
- real **tiqpack** = 0.0
- real **iqpackt** = 0.0
- real **trksuite** = 0.0
- real **rksuitet** = 0.0
- real **ti1mach** = 0.0
- real **i1macht** = 0.0
- real **td1mach** = 0.0
- real **d1macht** = 0.0
- real **tilut** = 0.0
- real **ilutt** = 0.0
- real **titers** = 0.0
- real **iterst** = 0.0
- real **tsphdf5** = 0.0
- real **sphdf5t** = 0.0
- real **tpreset** = 0.0
- real **presett** = 0.0
- real **tglobal** = 0.0
- real **globalt** = 0.0
- real **txspech** = 0.0
- real **xspecht** = 0.0
- real **tinputlist** = 0.0
- real **inputlistt** = 0.0
- real **treadin** = 0.0
- real **twrtend** = 0.0

9.3.1 Detailed Description

timing variables

9.4 fftw_interface Module Reference

Interface to FFTW library.

Variables

- type(c_ptr) **planf**
FFTW-related (?)
- type(c_ptr) **planb**
FFTW-related (?)
- complex(c_double_complex), dimension(:, :, :), allocatable **cplxin**
FFTW-related (?)
- complex(c_double_complex), dimension(:, :, :), allocatable **cplxout**
FFTW-related (?)

9.4.1 Detailed Description

Interface to FFTW library.

9.5 fileunits Module Reference

central definition of file units to avoid conflicts

Functions/Subroutines

- subroutine **mute** (action)

Variables

- integer **iunit** = 10
input; used in global/readin:ext.sp, global/wrtend:ext.sp.end
- integer **ounit** = 6
screen output;
- integer **gunit** = 13
wall geometry; used in wa00aa
- integer **auunit** = 11
vector potential; used in ra00aa:ext.AtAzmn;
- integer **dunit** = 12
derivative matrix; used in newton:ext.GF;
- integer **hunit** = 14
eigenvalues of Hessian; under re-construction;
- integer **munit** = 14
matrix elements of Hessian;
- integer **lunit** = 20
local unit; used in lunit+myid: pp00aa:ext.poincare,.ext.transform;
- integer **vunit** = 15
for examination of adaptive quadrature; used in casing:ext.vcint;

9.5.1 Detailed Description

central definition of file units to avoid conflicts

9.6 laplaces Module Reference

...todo...

Variables

- logical **stage1**
what is this ?
- logical **exterior**
what is this ?
- logical **dorm**
what is this ?
- integer **nintervals**
what is this ?
- integer **nsegments**
what is this ?
- integer **ic**
what is this ?
- integer **np4**
what is this ?
- integer **np1**
what is this ?
- integer, dimension(:), allocatable **icint**
what is this ?
- real **originalalpha**
what is this ?
- real, dimension(:), allocatable **xpoly**
what is this ?
- real, dimension(:), allocatable **ypoly**
what is this ?
- real, dimension(:), allocatable **phi**
what is this ?
- real, dimension(:), allocatable **phid**
what is this ?
- real, dimension(:,:), allocatable **cc**
what is this ?
- integer **ilength**
what is this ?
- real **totallength**
what is this ?
- integer **niterations**
counter; eventually redundant; 24 Oct 12;
- integer **iangle**
angle ; eventually redundant; 24 Oct 12;
- real **rmid**
used to define local polar coordinate; eventually redundant; 24 Oct 12;
- real **zmid**
used to define local polar coordinate; eventually redundant; 24 Oct 12;
- real **alpha**
eventually redundant; 24 Oct 12;

9.6.1 Detailed Description

...todo...

9.7 newtontime Module Reference

timing of Newton iterations

Variables

- integer **nfcalls**
number of calls to get function values (?)
- integer **ndcalls**
number of calls to get derivative values (?)
- real **lastcpu**
last CPU that called this (?)

9.7.1 Detailed Description

timing of Newton iterations

9.8 numerical Module Reference

platform-dependant numerical resolution

Variables

- real, parameter **machprec** = 1.11e-16
*machine precision: 0.5*epsilon(one) for 64 bit double precision*
- real, parameter **vsmall** = 100*[machprec](#)
very small number
- real, parameter **small** = 10000*[machprec](#)
small number
- real, parameter **sqrtmachprec** = sqrt([machprec](#))
square root of machine precision
- real, parameter **logtolerance** = 1.0e-32
this is used to avoid taking alog10(zero); see e.g. dforce;

9.8.1 Detailed Description

platform-dependant numerical resolution

9.9 sphdf5 Module Reference

writing the HDF5 output file

Functions/Subroutines

- subroutine **init_outfile**
Initialize the interface to the HDF5 library and open the output file.
- subroutine **mirror_input_to_outfile**
Mirror input variables into output file.
- subroutine **init_convergence_output**
Prepare convergence evolution output.
- subroutine **write_convergence_output** (nDcalls, ForceErr)
Write convergence output (evolution of interface geometry, force, etc).
- subroutine **write_grid**
Write the magnetic field on a grid.
- subroutine **init_fit_output** (numTrajTotal)
Initialize field line tracing output group and create array datasets.
- subroutine **write_poincare** (offset, data, success)
Write a hyperslab of Poincare data corresponding to the output of one parallel worker.
- subroutine **write_transform** (offset, length, lvol, diotadxup, fiota)
Write the rotational transform output from field line following.
- subroutine **finalize_fit_output**
Finalize Poincare output.
- subroutine **write_vector_potential** (sumLrad, allAte, allAze, allAto, allAzo)
Write the magnetic vector potential Fourier harmonics to the output file group /vector_potential.
- subroutine **write_stability** (ohessian, evalr, evali, evecr, NGdof)
Write the final state of the equilibrium to the output file.
- subroutine **hdfint**
- subroutine **finish_outfile**
Close all open HDF5 objects (we know of) and list any remaining still-open objects.

Variables

- logical, parameter **hdfdebug** = .false.
global flag to enable verbal diarrhea commenting HDF5 operations
- integer, parameter **internalhdf5msg** = 0
1: print internal HDF5 error messages; 0: only error messages from sphdf5
- integer **hdfier**
error flag for HDF5 library
- integer **rank**
rank of data to write using macros
- integer(hid_t) **file_id**
default file ID used in macros
- integer(hid_t) **space_id**
default dataspace ID used in macros
- integer(hid_t) **dset_id**
default dataset ID used in macros
- integer(hsize_t), dimension(1:1) **onedims**
dimension specifier for one-dimensional data used in macros
- integer(hsize_t), dimension(1:2) **twodims**
dimension specifier for two-dimensional data used in macros
- integer(hsize_t), dimension(1:3) **threedims**
dimension specifier for three-dimensional data used in macros

- logical **grp_exists**
flags used to signal if a group already exists
- logical **var_exists**
flags used to signal if a variable already exists
- integer(hid_t) **iteration_dset_id**
Dataset identifier for "iteration".
- integer(hid_t) **dataspace**
dataspace for extension by 1 iteration object
- integer(hid_t) **memspace**
memspace for extension by 1 iteration object
- integer(hsize_t), dimension(1) **old_data_dims**
current dimensions of "iterations" dataset
- integer(hsize_t), dimension(1) **data_dims**
new dimensions for "iterations" dataset
- integer(hsize_t), dimension(1) **max_dims**
maximum dimensions for "iterations" dataset
- integer(hid_t) **plist_id**
Property list identifier used to activate dataset transfer property.
- integer(hid_t) **dt_ndcalls_id**
Memory datatype identifier (for "nDcalls" dataset in "/iterations")
- integer(hid_t) **dt_energy_id**
Memory datatype identifier (for "Energy" dataset in "/iterations")
- integer(hid_t) **dt_forceerr_id**
Memory datatype identifier (for "ForceErr" dataset in "/iterations")
- integer(hid_t) **dt_betatotal_id**
Memory datatype identifier (for "ForceErr" dataset in "/iterations")
- integer(hid_t) **dt_irbc_id**
Memory datatype identifier (for "iRbc" dataset in "/iterations")
- integer(hid_t) **dt_izbs_id**
Memory datatype identifier (for "iZbs" dataset in "/iterations")
- integer(hid_t) **dt_irbs_id**
Memory datatype identifier (for "iRbs" dataset in "/iterations")
- integer(hid_t) **dt_izbc_id**
Memory datatype identifier (for "iZbc" dataset in "/iterations")
- integer, parameter **rankp** =3
rank of Poincare data
- integer, parameter **rankt** =2
rank of rotational transform data
- integer(hid_t) **grppoincare**
group for Poincare data
- integer(hid_t) **dset_id_t**
Dataset identifier for θ coordinate of field line following.
- integer(hid_t) **dset_id_s**
Dataset identifier for s coordinate of field line following.
- integer(hid_t) **dset_id_r**
Dataset identifier for R coordinate of field line following.
- integer(hid_t) **dset_id_z**
Dataset identifier for Z coordinate of field line following.
- integer(hid_t) **dset_id_success**
Dataset identifier for success flag of trajectories to follow.
- integer(hid_t) **filespace_t**

- Dataspace identifier in file for θ coordinate of field line following.*

 - integer(hid_t) **filespace_s**

Dataspace identifier in file for s coordinate of field line following.

 - integer(hid_t) **filespace_r**

Dataspace identifier in file for R coordinate of field line following.

 - integer(hid_t) **filespace_z**

Dataspace identifier in file for Z coordinate of field line following.

 - integer(hid_t) **filespace_success**

Dataspace identifier in file for success flag of trajectories to follow.

 - integer(hid_t) **memspace_t**

Dataspace identifier in memory for θ coordinate of field line following.

 - integer(hid_t) **memspace_s**

Dataspace identifier in memory for s coordinate of field line following.

 - integer(hid_t) **memspace_r**

Dataspace identifier in memory for R coordinate of field line following.

 - integer(hid_t) **memspace_z**

Dataspace identifier in memory for Z coordinate of field line following.

 - integer(hid_t) **memspace_success**

Dataspace identifier in memory for success flag of trajectories to follow.

 - integer(hid_t) **grptransform**

group for rotational transform data

 - integer(hid_t) **dset_id_diotadxup**

Dataset identifier for diotadxup (derivative of rotational transform ?)

 - integer(hid_t) **dset_id_fiota**

Dataset identifier for fiota (rotational transform ?)

 - integer(hid_t) **filespace_diotadxup**

Dataspace identifier in file for diotadxup.

 - integer(hid_t) **filespace_fiota**

Dataspace identifier in file for fiota.

 - integer(hid_t) **memspace_diotadxup**

Dataspace identifier in memory for diotadxup.

 - integer(hid_t) **memspace_fiota**

Dataspace identifier in memory for fiota.

 - character(len=15), parameter **aname** = "description"

Attribute name for descriptive info.

 - integer(hid_t) **attr_id**

Attribute identifier.

 - integer(hid_t) **aspace_id**

Attribute Dataspace identifier.

 - integer(hid_t) **atype_id**

Attribute Datatype identifier.

 - integer, parameter **arank** = 1

Attribure rank.

 - integer(hsize_t), dimension(**arank**) **adims** = (/1/)

Attribute dimension.

 - integer(size_t) **attrlen**

Length of the attribute string.

 - character(len=:), allocatable **attr_data**

Attribute data.

9.9.1 Detailed Description

writing the HDF5 output file

9.9.2 Function/Subroutine Documentation

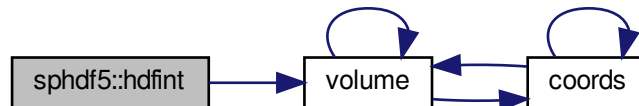
9.9.2.1 hdfint() subroutine sphdf5::hdfint

- In addition to the input variables, which are described in `global()`, the following quantities are written to `ext.sp.h5`:
 - All quantities marked as real should be treated as double precision.

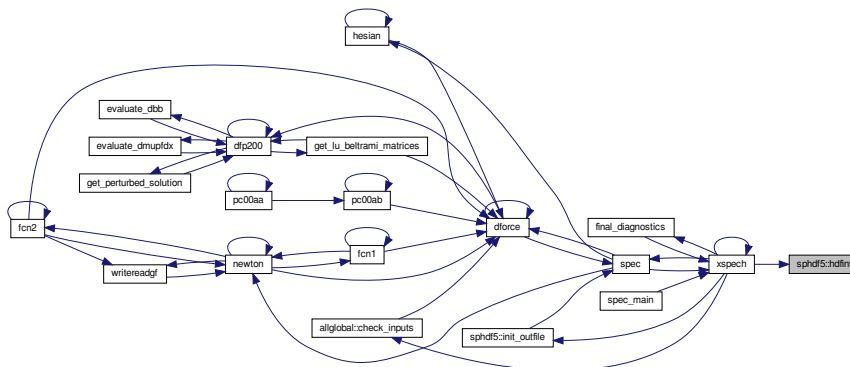
References `inputlist::adiabatic`, `allglobal::beltramierr`, `allglobal::betatotal`, `inputlist::bnc`, `inputlist::bns`, `allglobal::bnserr`, `allglobal::bsupumn`, `allglobal::bsupvmn`, `allglobal::btemn`, `allglobal::btomn`, `allglobal::bzemn`, `allglobal::bzomn`, `allglobal::cpus`, `allglobal::drbc`, `allglobal::drbs`, `allglobal::dvolume`, `allglobal::dzbc`, `allglobal::dzbs`, `file_id`, `allglobal::force_final`, `allglobal::forceerr`, `inputlist::helicity`, `allglobal::hessian`, `allglobal::ibnc`, `allglobal::ibns`, `allglobal::im`, `allglobal::ims`, `allglobal::in`, `allglobal::ins`, `allglobal::irbc`, `allglobal::irbs`, `allglobal::ivnc`, `allglobal::ivns`, `inputlist::ivolume`, `allglobal::izbc`, `allglobal::izbs`, `inputlist::lcheck`, `allglobal::lmns`, `inputlist::lperturbed`, `inputlist::lrad`, `allglobal::mn`, `allglobal::mns`, `inputlist::mu`, `allglobal::mvol`, `allglobal::myid`, `allglobal::ncpu`, `allglobal::ngdof`, `inputlist::nvol`, `fileunits::ounit`, `inputlist::pflux`, `inputlist::rbc`, `inputlist::rbs`, `inputlist::tflux`, `allglobal::tt`, `inputlist::vnc`, `inputlist::vns`, `volume()`, `allglobal::vvolume`, `inputlist::zbc`, and `inputlist::zbs`.

Referenced by `xspech()`.

Here is the call graph for this function:



Here is the caller graph for this function:



9.10 typedefns Module Reference

type definitions for custom datatypes

Data Types

- type [derivative](#)
dB/dX (?) [More...](#)
- type [matrixlu](#)
- type [subgrid](#)
used for quantities which have different resolutions in different volumes, e.g. the vector potential [More...](#)

9.10.1 Detailed Description

type definitions for custom datatypes

9.10.2 Data Type Documentation

9.10.2.1 type typedefns::derivative dB/dX (?)

Class Members

logical	l	what is this?
integer	vol	Used in coords() ; required for global constraint force gradient evaluation.
integer	innout	what is this?
integer	ii	what is this?
integer	irz	what is this?
integer	issym	what is this?

Class Members

real, dimension(:,:), allocatable	mat	
integer, dimension(:), allocatable	ipivot	

9.10.2.2 type typedefns::matrixlu

9.10.2.3 type typedefns::subgrid used for quantities which have different resolutions in different volumes, e.g. the vector potential

Class Members

real, dimension(:), allocatable	s	coefficients
integer, dimension(:), allocatable	i	indices

10 Data Type Documentation

10.1 `intghs_module::intghs_workspace` Type Reference

This calculates the integral of something related to matrix-vector-multiplication.

Public Attributes

- real, dimension(:,:), allocatable **efmn**
This is efmn.
- real, dimension(:,:), allocatable **ofmn**
This is ofmn.
- real, dimension(:,:), allocatable **cfmn**
- real, dimension(:,:), allocatable **sfmn**
- real, dimension(:,:), allocatable **evmn**
- real, dimension(:,:), allocatable **odmn**
- real, dimension(:,:), allocatable **ijreal**
- real, dimension(:,:), allocatable **jireal**
- real, dimension(:,:), allocatable **jkreal**
- real, dimension(:,:), allocatable **kjreal**
- real, dimension(:,,:), allocatable **bloweremn**
- real, dimension(:,,:), allocatable **bloweromn**
- real, dimension(:,,:), allocatable **gbupper**
- real, dimension(:,,:), allocatable **blower**
- real, dimension(:,,:,:), allocatable **basis**

10.1.1 Detailed Description

This calculates the integral of something related to matrix-vector-multiplication.

Todo Zhisong might need to update the documentation of this type.

10.1.2 Member Data Documentation

10.1.2.1 efmn real, dimension(:,:), allocatable `intghs_module::intghs_workspace::efmn`

This is efmn.

10.1.2.2 ofmn real, dimension(:,:), allocatable `intghs_module::intghs_workspace::ofmn`

This is ofmn.

10.1.2.3 cfmn real, dimension(:,:), allocatable intghs_module::intghs_workspace::cfmn

10.1.2.4 sfmn real, dimension(:,:), allocatable intghs_module::intghs_workspace::sfmn

10.1.2.5 evmn real, dimension(:,:), allocatable intghs_module::intghs_workspace::evmn

10.1.2.6 odmn real, dimension(:,:), allocatable intghs_module::intghs_workspace::odmn

10.1.2.7 ijreal real, dimension(:,:), allocatable intghs_module::intghs_workspace::ijreal

10.1.2.8 jireal real, dimension(:,:), allocatable intghs_module::intghs_workspace::jireal

10.1.2.9 jkreal real, dimension(:,:), allocatable intghs_module::intghs_workspace::jkreal

10.1.2.10 kjreal real, dimension(:,:), allocatable intghs_module::intghs_workspace::kjreal

10.1.2.11 bloweremn real, dimension(:, :, :), allocatable intghs_module::intghs_workspace←
::bloweremn

10.1.2.12 bloweromn real, dimension(:, :, :), allocatable intghs_module::intghs_workspace←
::bloweromn

10.1.2.13 gbupper real, dimension(:, :, :), allocatable intghs_module::intghs_workspace::gbupper

10.1.2.14 blower `real, dimension(:, :, :), allocatable intghs_module::intghs_workspace::blower`

10.1.2.15 basis `real, dimension(:, :, :, :), allocatable intghs_module::intghs_workspace::basis`

The documentation for this type was generated from the following file:

- [src/intghs.f90](#)

11 File Documentation

11.1 src/basefn.f90 File Reference

Polynomials evaluation.

Functions/Subroutines

- subroutine [get_cheby](#) (lss, lrad, cheby)
Get the Chebyshev polynomials with zeroth, first derivatives.
- subroutine [get_cheby_d2](#) (lss, lrad, cheby)
Get the Chebyshev polynomials with zeroth, first and second derivatives The Chebyshev polynomial has been recombined and rescaled. See [get_cheby](#) for more detail.
- subroutine [get_zernike](#) (r, lrad, mpol, zernike)
Get the Zernike polynomials \hat{R}_l^m with zeroth, first derivatives.
- subroutine [get_zernike_d2](#) (r, lrad, mpol, zernike)
Get the Zernike polynomials \hat{R}_l^m with zeroth, first, second derivatives.
- subroutine [get_zernike_rm](#) (r, lrad, mpol, zernike)
Get the Zernike polynomials \hat{R}_l^m / r^m .

11.1.1 Detailed Description

Polynomials evaluation.

11.1.2 Function/Subroutine Documentation

In this subroutine, $R_l^m(s)$ is computed using the iterative relationship

$$R_l^m(s) = \frac{2(l-1)(2l(l-2)s^2 - m^2 - l(l-2))R_{l-2}^m(s) - l(l+m-2)(l-m-2)R_{l-4}^m(s)}{(l+m)(l-m)(l-2)}$$

For $m = 0$ and $m = 1$, a basis recombination method is used by defining new radial basis functions as

$$\begin{aligned} \hat{R}_0^0 &= 1, \hat{R}_l^0 = \frac{1}{l+1}R_l^0 - \frac{(-1)^{l/2}}{l+1}, \\ \hat{R}_1^1 &= s, \hat{R}_l^1 = \frac{1}{l+1}R_l^1 - \frac{(-1)^{(l-1)/2}}{2}s. \end{aligned}$$

so that the basis scales as s^{m+2} except for \hat{R}_0^0 and \hat{R}_1^1 , which are excluded from the representation of $A_{\theta,m,n}$. For $m \geq 2$, the radial basis functions are only rescaled as

$$\hat{R}_l^m = \frac{1}{l+1}R_l^m.$$

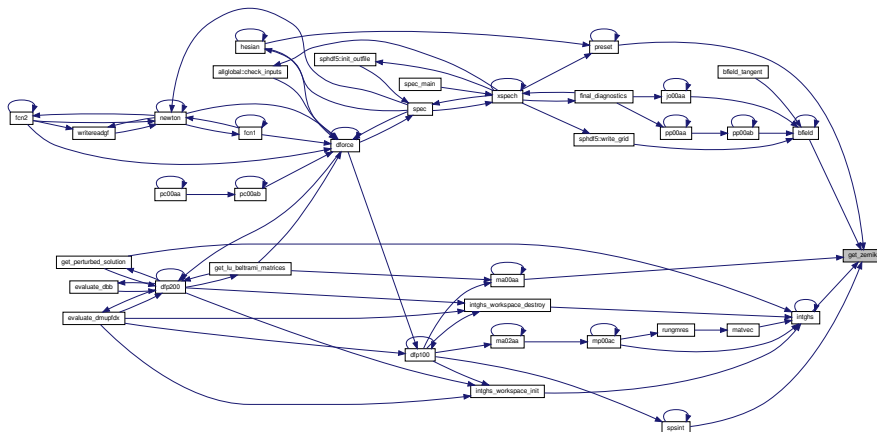
Parameters

in	<i>r</i>	coordinate input, note that this is normalized to $[0, 1]$
in	<i>lrad</i>	radial resolution
in	<i>mpol</i>	poloidal resolution
out	<i>zernike</i>	the value, first derivative of Zernike polynomial

References [constants::one](#), [constants::two](#), and [constants::zero](#).

Referenced by [bfield\(\)](#), [intghs\(\)](#), [ma00aa\(\)](#), [preset\(\)](#), and [spsint\(\)](#).

Here is the caller graph for this function:



```

11.1.2.4 get_zernike_d2() subroutine get_zernike_d2 (
    real, intent(in) r,
    integer, intent(in) lrad,
    integer, intent(in) mpol,
    real, dimension(0:lrad,0:mpol,0:2), intent(inout) zernike )

```

Get the Zernike polynomials \hat{R}_l^m with zeroth, first, second derivatives.

See `get_zernike` for more detail.

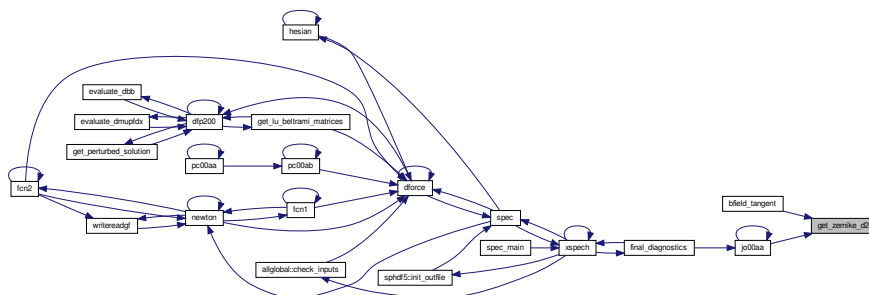
Parameters

in	<i>r</i>	coordinate input, note that this is normalized to $[0, 1]$
in	<i>lrad</i>	radial resolution
in	<i>mpol</i>	poloidal resolution
out	<i>zernike</i>	the value, first/second derivative of Zernike polynomial

References [constants::one](#), [constants::two](#), and [constants::zero](#).

Referenced by [bfield_tangent\(\)](#), and [jo00aa\(\)](#).

Here is the caller graph for this function:



```

11.1.2.5 get_zernike_rm() subroutine get_zernike_rm (
    real, intent(in) r,
    integer, intent(in) lrad,
    integer, intent(in) mpol,
    real, dimension(0:lrad,0:mpol), intent(inout) zernike )

```

Get the Zernike polynomials \hat{R}_l^m / r^m .

See `get_zernike` for more detail.

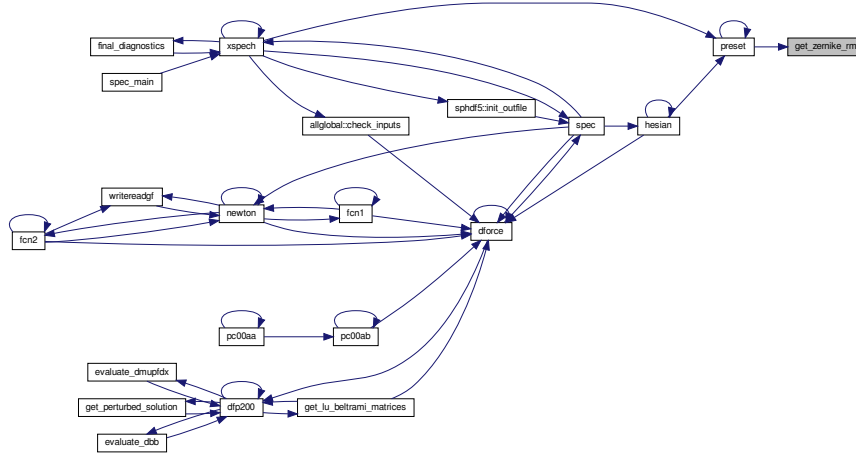
Parameters

in	<i>r</i>	coordinate input, note that this is normalized to $[0, 1]$
in	<i>lrad</i>	radial resolution
in	<i>mpol</i>	poloidal resolution
out	<i>zernike</i>	the value

References [constants::one](#), [constants::two](#), and [constants::zero](#).

Referenced by [preset\(\)](#).

Here is the caller graph for this function:



11.2 src/bfield.f90 File Reference

Returns $\dot{s} \equiv B^s/B^\zeta$ and $\dot{\theta} \equiv B^\theta/B^\zeta$.

Functions/Subroutines

- subroutine [bfield](#) (zeta, st, Bst)
Compute the magnetic field.
- subroutine [bfield_tangent](#) (zeta, st, Bst)
compute the tangential magnetic field

11.2.1 Detailed Description

Returns $\dot{s} \equiv B^s/B^\zeta$ and $\dot{\theta} \equiv B^\theta/B^\zeta$.

11.2.2 Function/Subroutine Documentation

11.2.2.1 bfield_tangent() subroutine bfield_tangent (
real, intent(in) zeta,
real, dimension(1:6), intent(in) st,
real, dimension(1:6), intent(out) Bst)

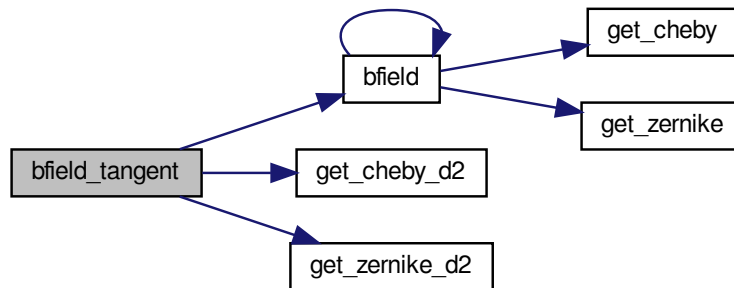
compute the tangential magnetic field

Parameters

in	<i>zeta</i>	toroidal angle
in	<i>st</i>	radial(s) and poloidal(theta) positions
out	<i>Bst</i>	tangential magnetic field

References [allglobal::ate](#), [allglobal::ato](#), [allglobal::aze](#), [allglobal::azo](#), [bfield\(\)](#), [allglobal::cpus](#), [allglobal::gbzeta](#), [get_cheby_d2\(\)](#), [get_zernike_d2\(\)](#), [constants::half](#), [allglobal::halfmm](#), [allglobal::im](#), [allglobal::in](#), [allglobal::ivol](#), [allglobal::lcoordinatesingularity](#), [inputlist::lrad](#), [allglobal::mn](#), [allglobal::mpi_comm_spec](#), [inputlist::mpol](#), [allglobal::mvol](#), [allglobal::myid](#), [allglobal::ncpu](#), [allglobal::node](#), [allglobal::notstellsym](#), [constants::one](#), [fileunits::ounit](#), [allglobal::regumm](#), [numerical::small](#), [constants::two](#), [numerical::vsmall](#), [inputlist::wmacros](#), and [constants::zero](#).

Here is the call graph for this function:



11.3 src/bnorml.f90 File Reference

Computes $\mathbf{B}_{Plasma} \cdot \mathbf{e}_\theta \times \mathbf{e}_\zeta$ on the computational boundary, $\partial\mathcal{D}$.

Functions/Subroutines

- subroutine [bnorml](#) (mn, Ntz, efmn, ofmn)

Computes $\mathbf{B}_{Plasma} \cdot \mathbf{e}_\theta \times \mathbf{e}_\zeta$ on the computational boundary, $\partial\mathcal{D}$.

11.3.1 Detailed Description

Computes $\mathbf{B}_{Plasma} \cdot \mathbf{e}_\theta \times \mathbf{e}_\zeta$ on the computational boundary, $\partial\mathcal{D}$.

11.4 src/brcast.f90 File Reference

Broadcasts Beltrami fields, profiles, . . .

Functions/Subroutines

- subroutine `brcast` (lvol)
Broadcasts Beltrami fields, profiles, . . .

11.4.1 Detailed Description

Broadcasts Beltrami fields, profiles, . . .

11.5 src/casing.f90 File Reference

Constructs the field created by the plasma currents, at an arbitrary, external location using virtual casing.

Functions/Subroutines

- subroutine `casing` (teta, zeta, gBn, icasing)
Constructs the field created by the plasma currents, at an arbitrary, external location using virtual casing.
- subroutine `dvcfield` (Ndim, tz, Nfun, vcintegrand)
Differential virtual casing integrand.

11.5.1 Detailed Description

Constructs the field created by the plasma currents, at an arbitrary, external location using virtual casing.

11.6 src/coords.f90 File Reference

Calculates coordinates, $\mathbf{x}(s, \theta, \zeta) \equiv R \mathbf{e}_R + Z \mathbf{e}_Z$, and metrics, using FFTs.

Functions/Subroutines

- subroutine `coords` (lvol, lss, Lcurvature, Ntz, mn)
Calculates coordinates, $\mathbf{x}(s, \theta, \zeta) \equiv R \mathbf{e}_R + Z \mathbf{e}_Z$, and metrics, using FFTs.

11.6.1 Detailed Description

Calculates coordinates, $\mathbf{x}(s, \theta, \zeta) \equiv R \mathbf{e}_R + Z \mathbf{e}_Z$, and metrics, using FFTs.

11.7 src/curent.f90 File Reference

Computes the plasma current, $I \equiv \int B_\theta d\theta$, and the "linking" current, $G \equiv \int B_\zeta d\zeta$.

Functions/Subroutines

- subroutine [curent](#) (lvol, mn, Nt, Nz, iflag, ldlitGp)
Computes the plasma current, $I \equiv \int B_\theta d\theta$, and the "linking" current, $G \equiv \int B_\zeta d\zeta$.

11.7.1 Detailed Description

Computes the plasma current, $I \equiv \int B_\theta d\theta$, and the "linking" current, $G \equiv \int B_\zeta d\zeta$.

11.8 src/df00ab.f90 File Reference

Evaluates volume integrals, and their derivatives w.r.t. interface geometry, using "packed" format.

Functions/Subroutines

- subroutine [df00ab](#) (pNN, xi, Fxi, DFxi, Ldfjac, iflag)
Evaluates volume integrals, and their derivatives w.r.t. interface geometry, using "packed" format.

11.8.1 Detailed Description

Evaluates volume integrals, and their derivatives w.r.t. interface geometry, using "packed" format.

11.9 src/dforce.f90 File Reference

Calculates $\mathbf{F}(\mathbf{x})$, where $\mathbf{x} \equiv \{\text{geometry}\} \equiv \{R_{i,v}, Z_{i,v}\}$ and $\mathbf{F} \equiv [[p + B^2/2]] + \{\text{spectral constraints}\}$, and $\nabla\mathbf{F}$.

Functions/Subroutines

- subroutine [dforce](#) (NGdof, position, force, LComputeDerivatives, LComputeAxis)
Calculates $\mathbf{F}(\mathbf{x})$, where $\mathbf{x} \equiv \{\text{geometry}\} \equiv \{R_{i,v}, Z_{i,v}\}$ and $\mathbf{F} \equiv [[p + B^2/2]] + \{\text{spectral constraints}\}$, and $\nabla\mathbf{F}$.
- subroutine [fndiff_dforce](#) (NGdof)

11.9.1 Detailed Description

Calculates $\mathbf{F}(\mathbf{x})$, where $\mathbf{x} \equiv \{\text{geometry}\} \equiv \{R_{i,v}, Z_{i,v}\}$ and $\mathbf{F} \equiv [[p + B^2/2]] + \{\text{spectral constraints}\}$, and $\nabla\mathbf{F}$.

11.10 src/dfp100.f90 File Reference

Split the work between MPI nodes and evaluate the global constraint.

Functions/Subroutines

- subroutine [dfp100](#) (Ndofgl, x, Fvec, LComputeDerivatives)
Split the work between MPI nodes and evaluate the global constraint.

11.10.1 Detailed Description

Split the work between MPI nodes and evaluate the global constraint.

11.10.2 Function/Subroutine Documentation

11.10.2.1 dfp100() subroutine dfp100 (
 integer *Ndofgl*,
 real, dimension(1:mvol-1) *x*,
 real, dimension(1:ndofgl) *Fvec*,
 logical *LComputeDerivatives*)

Split the work between MPI nodes and evaluate the global constraint.

Parameters

<i>Ndofgl</i>	
<i>x</i>	
<i>Fvec</i>	
<i>LComputeDerivatives</i>	

References [allocate_beltrami_matrices\(\)](#), [allocate_geometry_matrices\(\)](#), [compute_guvijsave\(\)](#), [allglobal::cpus](#), [curent\(\)](#), [inputlist::curpol](#), [allglobal::dbdx](#), [allglobal::ddtcc](#), [allglobal::ddtcs](#), [allglobal::ddtsc](#), [allglobal::ddtss](#), [allglobal::ddtzcc](#), [allglobal::ddtzcs](#), [allglobal::ddtzsc](#), [allglobal::ddtzss](#), [allglobal::ddzcc](#), [allglobal::ddzcs](#), [allglobal::ddzsc](#), [allglobal::ddzss](#), [deallocate_beltrami_matrices\(\)](#), [deallocate_geometry_matrices\(\)](#), [dfp100\(\)](#), [allglobal::dma](#), [allglobal::dmb](#), [allglobal::dmd](#), [allglobal::dmg](#), [allglobal::dpflux](#), [allglobal::dtoocc](#), [allglobal::dtoocs](#), [allglobal::dtoosc](#), [allglobal::dtooss](#), [allglobal::guvijsave](#), [constants::half](#), [allglobal::iconstraintok](#), [inputlist::igeometry](#), [allglobal::imagneticok](#), [allglobal::in](#), [intghs_workspace_destroy\(\)](#), [intghs_workspace_init\(\)](#), [allglobal::ipdtcdf](#), [allglobal::iquad](#), [allglobal::ismyvolume\(\)](#), [allglobal::ismyvolumevalue](#), [inputlist::isurf](#), [allglobal::izbs](#), [inputlist::lconstraint](#), [allglobal::lcoordinatesingularity](#), [inputlist::lfreebound](#), [allglobal::liluprecond](#), [allglobal::localconstraint](#), [allglobal::lplasmaregion](#), [inputlist::lrad](#), [allglobal::lsavedguvij](#), [allglobal::lvacuumregion](#), [ma00aa\(\)](#), [ma02aa\(\)](#), [matrix\(\)](#), [allglobal::mbpsi](#), [allglobal::mn](#), [allglobal::mpi_comm_spec](#), [constants::mu0](#), [allglobal::mvol](#), [allglobal::myid](#), [allglobal::nadof](#), [allglobal::ncpu](#), [allglobal::notmatrixfree](#), [allglobal::nt](#), [inputlist::nvof](#), [allglobal::nz](#), [constants::one](#), [fileunits::ounit](#), [constants::pi](#), [constants::pi2](#), [allglobal::solution](#), [spsint\(\)](#), [spsmat\(\)](#), [allglobal::tdstcc](#), [allglobal::tdstcs](#), [allglobal::tdstsc](#), [allglobal::tdstss](#), [allglobal::tdszcc](#), [allglobal::tdszcs](#), [allglobal::tdszsc](#), [allglobal::tdszss](#), [allglobal::ttstcc](#), [allglobal::ttstcs](#), [allglobal::ttstsc](#), [allglobal::ttstss](#), [allglobal::ttsscc](#), [allglobal::ttsscs](#), [allglobal::ttsssc](#), [allglobal::ttssss](#), [constants::two](#), [volume\(\)](#), [allglobal::whichcpuid\(\)](#), [inputlist::wmacros](#), [allglobal::xoffset](#), and [constants::zero](#).

Referenced by [dforce\(\)](#), [dfp100\(\)](#), and [evaluate_dmupfdx\(\)](#).

Functions/Subroutines

- subroutine [dfp200](#) (`LcomputeDerivatives`, `vvol`)
Given the field consistent with the constraints and the geometry, computes local quantities related to the force evaluation.
- subroutine [get_lu_beltrami_matrices](#) (`vvol`, `oBI`, `NN`)
get LU Beltrami matrices
- subroutine [get_perturbed_solution](#) (`vvol`, `oBI`, `NN`)
This routine evaluates the value of the magnetic field once the interface is perturbed using matrix perturbation theory.
- subroutine [evaluate_dmupfdx](#) (`innout`, `idof`, `ii`, `issym`, `irz`)
Evaluate mu and psip derivatives and store them in dmupfdx.
- subroutine [evaluate_dbb](#) (`lvol`, `idof`, `innout`, `issym`, `irz`, `ii`, `dBB`, `XX`, `YY`, `length`, `dRR`, `dZZ`, `dII`, `dLL`, `dPP`, `Ntz`, `LcomputeDerivatives`)
Evaluate the derivative of the square of the magnetic field modulus. Add spectral constraint derivatives if required.
- subroutine [hessian_dffdrz](#) (`lvol`, `idof`, `innout`, `issym`, `irz`, `ii`, `dBB`, `XX`, `YY`, `length`, `dRR`, `dZZ`, `dII`, `dLL`, `dPP`, `Ntz`)
- subroutine [hessian3d_dffdrz](#) (`lvol`, `idof`, `innout`, `issym`, `irz`, `ii`, `dBB`, `XX`, `YY`, `length`, `dRR`, `dZZ`, `dII`, `dLL`, `dPP`, `Ntz`)

11.11.1 Detailed Description

Given the field consistent with the constraints and the geometry, computes local quantities related to the force evaluation.

11.11.2 Function/Subroutine Documentation

11.11.2.1 dfp200() `subroutine dfp200 (`
`logical, intent(in) LcomputeDerivatives,`
`integer vvol)`

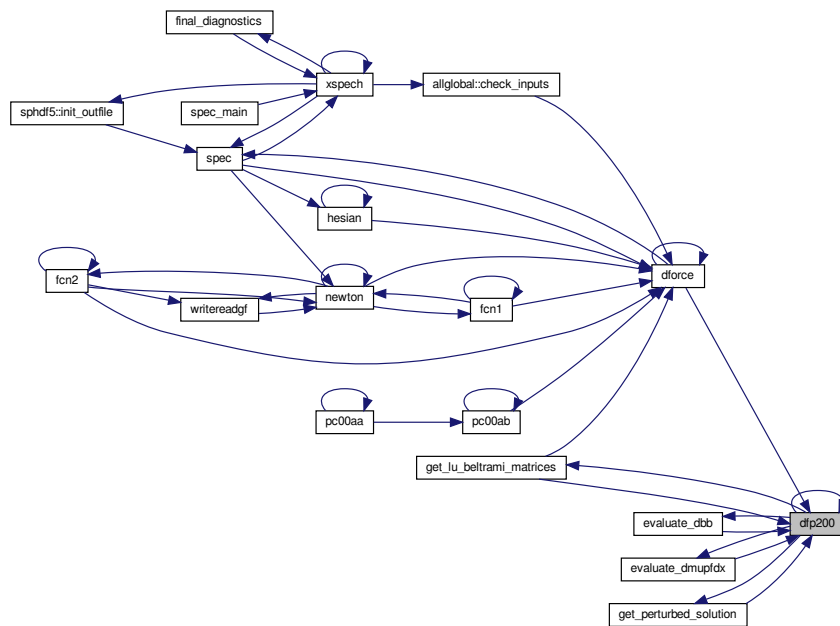
Given the field consistent with the constraints and the geometry, computes local quantities related to the force evaluation.

Parameters

<code>LcomputeDerivatives</code>	
<code>vvol</code>	

References [inputlist::adiabatic](#), [allocate_beltrami_matrices\(\)](#), [allocate_geometry_matrices\(\)](#), [allglobal::ate](#), [allglobal::ato](#), [allglobal::aze](#), [allglobal::azo](#), [allglobal::bbweight](#), [allglobal::bemn](#), [allglobal::bomn](#), [allglobal::btmnn](#), [allglobal::cfmn](#), [allglobal::comn](#), [allglobal::cosi](#), [allglobal::cpus](#), [allglobal::dbbdmp](#), [allglobal::dbdx](#), [deallocate_beltrami_matrices\(\)](#), [deallocate_geometry_matrices\(\)](#), [allglobal::denenergydrr](#), [allglobal::denenergydzz](#), [allglobal::dessian](#), [allglobal::dffdrz](#), [dfp200\(\)](#), [allglobal::diotadxup](#), [allglobal::ditgpdxt](#), [allglobal::dma](#), [allglobal::dmb](#), [allglobal::dmd](#), [allglobal::dmg](#), [allglobal::dmupfdx](#), [allglobal::dpflux](#), [allglobal::drij](#), [allglobal::drodr](#), [allglobal::drodz](#), [allglobal::dtflux](#), [allglobal::dvolume](#), [allglobal::dzij](#), [allglobal::dzodr](#), [allglobal::dzodz](#), [allglobal::efmn](#), [inputlist::epsilon](#), [evaluate_dbb\(\)](#), [evaluate_dmupfdx\(\)](#), [allglobal::evmn](#), [inputlist::gamma](#), [get_lu_beltrami_matrices\(\)](#), [get_perturbed_solution\(\)](#), [allglobal::guvij](#), [constants::half](#), [allglobal::hessian](#), [allglobal::iemn](#), [inputlist::igeometry](#), [allglobal::ijreal](#), [allglobal::im](#), [allglobal::in](#), [intghs_workspace_destroy\(\)](#), [intghs_workspace_init\(\)](#), [allglobal::iomn](#), [allglobal::iquad](#), [allglobal::irbc](#), [allglobal::irbs](#), [allglobal::irij](#), [allglobal::ismyvolume\(\)](#), [allglobal::ismyvolumevalue](#), [allglobal::izbc](#), [allglobal::izbs](#), [allglobal::izij](#), [inputlist::lcheck](#), [inputlist::lconstraint](#),

Here is the caller graph for this function:



11.11.2.2 get_lu_beltrami_matrices() subroutine `get_lu_beltrami_matrices (`
`integer, intent(in) vvol,`
`type(matrixlu), intent(inout) oBI,`
`integer, intent(in) NN)`

get LU Beltrami matrices

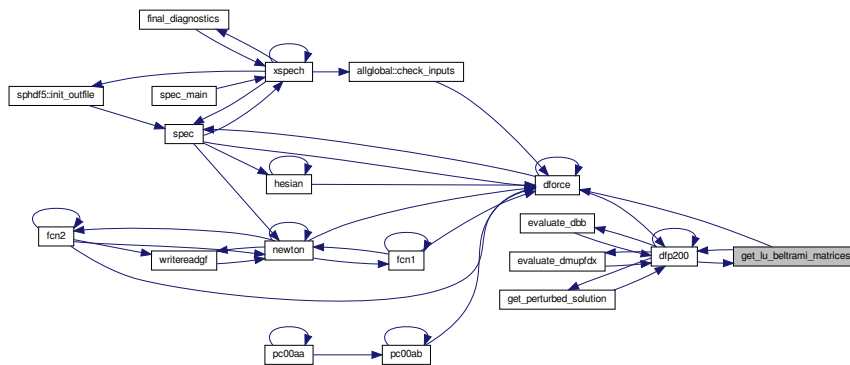
Parameters

<i>vvol</i>	
<i>oBI</i>	
<i>NN</i>	

References [allglobal::cpus](#), [allglobal::dbdx](#), [dforce\(\)](#), [dfp200\(\)](#), [allglobal::dma](#), [allglobal::dmb](#), [allglobal::dmd](#), [allglobal::dmg](#), [constants::half](#), [allglobal::iquad](#), [inputlist::lconstraint](#), [allglobal::lcoordinatesingularity](#), [allglobal::lplasmaregion](#), [inputlist::lrad](#), [allglobal::lsavedguvij](#), [allglobal::lvacuumregion](#), [ma00aa\(\)](#), [matrix\(\)](#), [allglobal::mn](#), [allglobal::mne](#), [allglobal::mpi_comm_spec](#), [inputlist::mu](#), [allglobal::myid](#), [allglobal::ncpu](#), [allglobal::nt](#), [allglobal::nz](#), [constants::one](#), [fileunits::ounit](#), [allglobal::solution](#), [constants::two](#), [inputlist::wmacros](#), and [constants::zero](#).

Referenced by [dfp200\(\)](#).

Here is the caller graph for this function:



11.11.2.3 get_perturbed_solution() subroutine `get_perturbed_solution` (
 integer, intent(in) `vvol`,
 type(`matrixlu`), intent(inout) `oBI`,
 integer, intent(in) `NN`)

This routine evaluates the value of the magnetic field once the interface is perturbed using matrix perturbation theory.

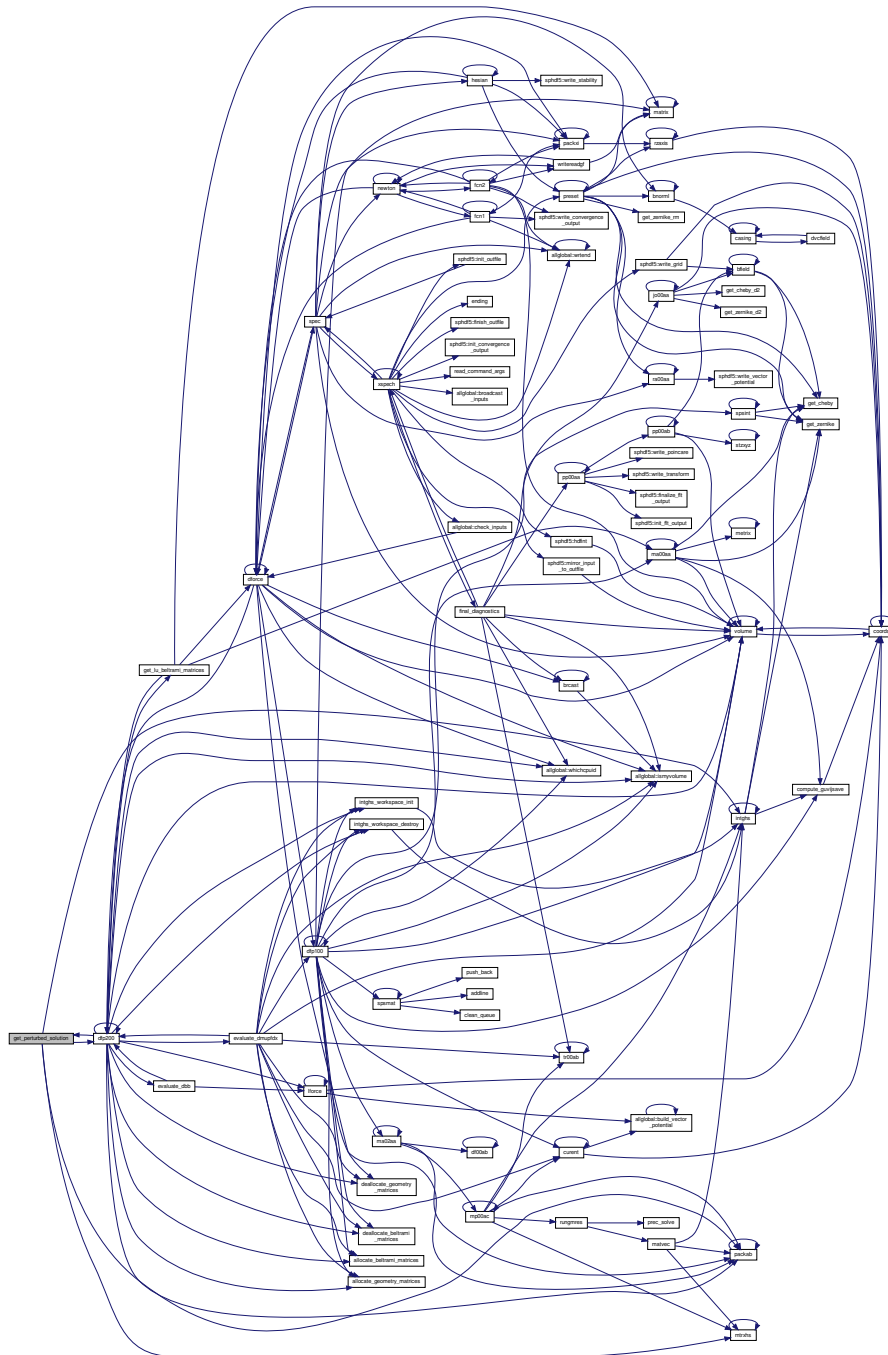
Parameters

<code>vvol</code>	
<code>oBI</code>	
<code>NN</code>	

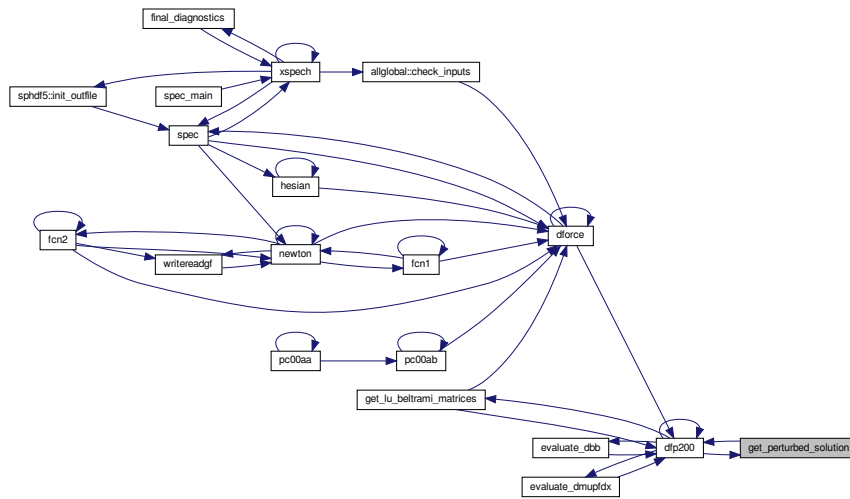
References `allglobal::cpus`, `allglobal::dbdx`, `dfp200()`, `allglobal::dma`, `allglobal::dmb`, `allglobal::dmd`, `allglobal::dmg`, `allglobal::dpflux`, `allglobal::dtflux`, `constants::half`, `intghs()`, `allglobal::iquad`, `inputlist::lconstraint`, `inputlist::lrad`, `allglobal::mn`, `allglobal::mpi_comm_spec`, `mtrxhs()`, `inputlist::mu`, `allglobal::myid`, `allglobal::nadof`, `allglobal::ncpu`, `constants::one`, `fileunits::ounit`, `packab()`, `allglobal::solution`, `constants::two`, `inputlist::wmacros`, and `constants::zero`.

Referenced by `dfp200()`.

Here is the call graph for this function:



Here is the caller graph for this function:



```

11.11.2.4 evaluate_dmupfdx() subroutine evaluate_dmupfdx (
    integer innout,
    integer idof,
    integer ii,
    integer issym,
    integer irz )

```

Evaluate mu and psip derivatives and store them in dmupfdx.

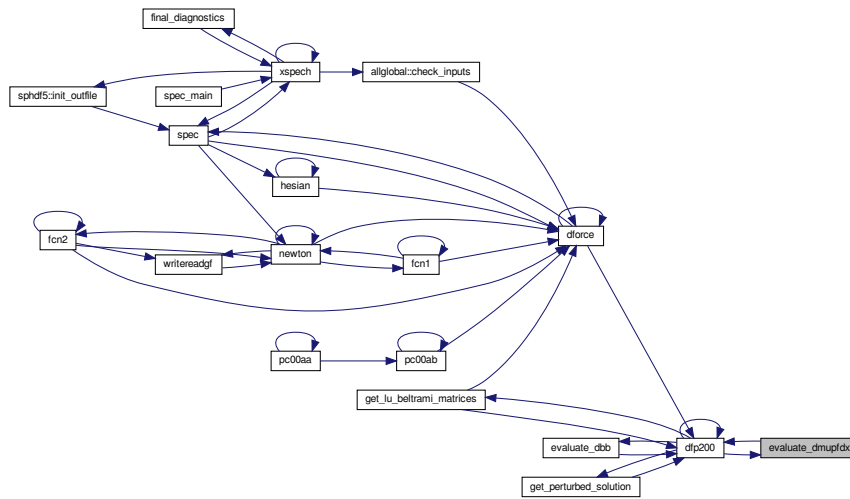
Parameters

<i>innout</i>	
<i>idof</i>	
<i>ii</i>	
<i>issym</i>	
<i>irz</i>	

References [allocate_beltrami_matrices\(\)](#), [allocate_geometry_matrices\(\)](#), [allglobal::ate](#), [allglobal::ato](#), [allglobal::aze](#), [allglobal::azo](#), [allglobal::btemn](#), [allglobal::cpus](#), [curent\(\)](#), [allglobal::dbdx](#), [deallocate_beltrami_matrices\(\)](#), [deallocate_geometry_matrices\(\)](#), [dfp100\(\)](#), [dfp200\(\)](#), [allglobal::diotadxup](#), [allglobal::ditgpdxtp](#), [allglobal::dma](#), [allglobal::dmb](#), [allglobal::dmd](#), [allglobal::dmg](#), [allglobal::dmupfdx](#), [allglobal::dpflux](#), [inputlist::drz](#), [allglobal::dtflux](#), [allglobal::dvolume](#), [constants::half](#), [inputlist::igeometry](#), [allglobal::im](#), [allglobal::in](#), [intghs_workspace_destroy\(\)](#), [intghs_workspace_init\(\)](#), [allglobal::ipdtdpf](#), [allglobal::iquad](#), [allglobal::irbc](#), [allglobal::irbs](#), [allglobal::ismyvolume\(\)](#), [allglobal::ismyvolumevalue](#), [allglobal::izbc](#), [allglobal::izbs](#), [inputlist::lcheck](#), [inputlist::lconstraint](#), [allglobal::lcoordinatesingularity](#), [inputlist::lfreebound](#), [allglobal::lmns](#), [allglobal::localconstraint](#), [allglobal::lplasmaregion](#), [inputlist::lrad](#), [allglobal::lvacuumregion](#), [allglobal::mn](#), [allglobal::mne](#), [allglobal::mns](#), [allglobal::mpi_comm_spec](#), [inputlist::mu](#), [inputlist::mupftol](#), [allglobal::mvol](#), [allglobal::myid](#), [allglobal::nadof](#), [allglobal::ncpu](#), [allglobal::ngdof](#), [allglobal::nt](#), [inputlist::nvol](#), [allglobal::nz](#), [constants::one](#), [fileunits::ounit](#), [allglobal::psifactor](#), [allglobal::rij](#), [numerical::small](#), [allglobal::sweight](#), [tr00ab\(\)](#), [constants::two](#), [volume\(\)](#), [allglobal::vvolume](#), [inputlist::wmacros](#), [allglobal::xoffset](#), [constants::zero](#), and [allglobal::zij](#).

Referenced by [dfp200\(\)](#).

Here is the caller graph for this function:



```

11.11.2.5 evaluate_dbb() subroutine evaluate_dbb (
    integer lvol,
    integer idof,
    integer innout,
    integer issym,
    integer irz,
    integer ii,
    real, dimension(1:ntz,-1:2) dBB,
    real, dimension(1:ntz) XX,
    real, dimension(1:ntz) YY,
    real, dimension(1:ntz) length,
    real, dimension(1:ntz,-1:2) dRR,
    real, dimension(1:ntz,-1:2) dZZ,
    real, dimension(1:ntz) dII,
    real, dimension(1:ntz) dLL,
    real, dimension(1:ntz) dPP,
    integer Ntz,
    logical, intent(in) LcomputeDerivatives )

```

Evaluate the derivative of the square of the magnetic field modulus. Add spectral constraint derivatives if required.

Parameters

<i>lvol</i>	
<i>idof</i>	
<i>innout</i>	
<i>issym</i>	
<i>irz</i>	
<i>ii</i>	
<i>dBB</i>	
<i>XX</i>	
<i>YY</i>	

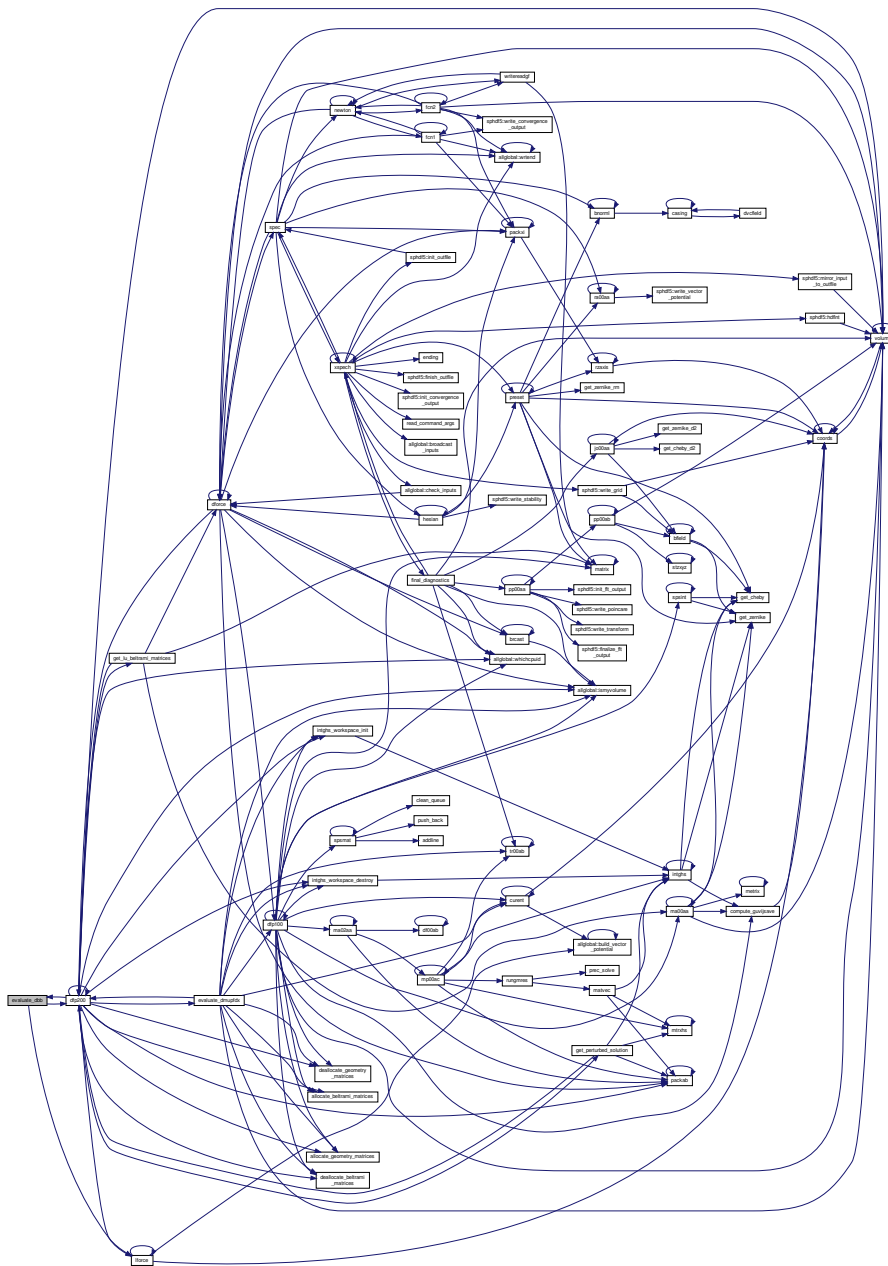
Parameters

<i>length</i>	
<i>dRR</i>	
<i>dZZ</i>	
<i>dII</i>	
<i>dLL</i>	
<i>dPP</i>	
<i>Ntz</i>	
<i>LcomputeDerivatives</i>	

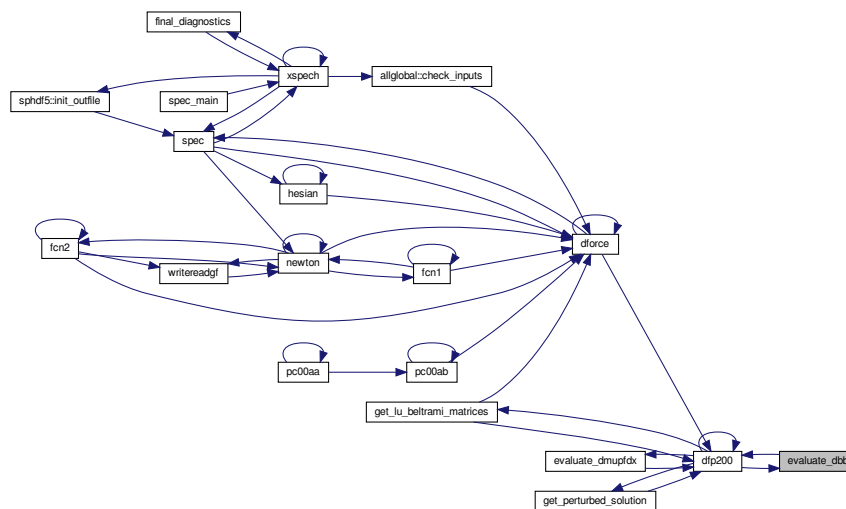
References [inputlist::adiabatic](#), [allglobal::bbweight](#), [allglobal::cfmn](#), [allglobal::comn](#), [allglobal::cosi](#), [allglobal::cpus](#), [allglobal::dbbdmp](#), [allglobal::dbdx](#), [allglobal::denenergydr](#), [allglobal::denenergydrz](#), [allglobal::denenergydzz](#), [allglobal::denenergydzz](#), [allglobal::dffdrz](#), [dfp200\(\)](#), [allglobal::dpflux](#), [allglobal::drij](#), [allglobal::drodr](#), [allglobal::drodz](#), [inputlist::drz](#), [allglobal::dvolume](#), [allglobal::dzij](#), [allglobal::dzodr](#), [allglobal::dzodz](#), [allglobal::efmn](#), [inputlist::epsilon](#), [allglobal::evmn](#), [inputlist::gamma](#), [allglobal::guvij](#), [constants::half](#), [allglobal::hdffdrz](#), [inputlist::igeometry](#), [allglobal::ijreal](#), [allglobal::im](#), [allglobal::in](#), [allglobal::iquad](#), [allglobal::irbc](#), [allglobal::irbs](#), [allglobal::irij](#), [allglobal::izbc](#), [allglobal::izbs](#), [allglobal::izij](#), [inputlist::lcheck](#), [inputlist::lconstraint](#), [allglobal::lcoordinatesingularity](#), [lforce\(\)](#), [allglobal::lgdof](#), [allglobal::lhessian3dallocated](#), [allglobal::localconstraint](#), [allglobal::lplasmaregion](#), [inputlist::lrad](#), [allglobal::lvacuumregion](#), [allglobal::mmpp](#), [allglobal::mn](#), [allglobal::mns](#), [allglobal::mpi_comm_spec](#), [allglobal::mvol](#), [allglobal::myid](#), [allglobal::nadof](#), [allglobal::ncpu](#), [allglobal::ngdof](#), [allglobal::notstellsym](#), [allglobal::nt](#), [inputlist::ntor](#), [inputlist::nvol](#), [allglobal::nz](#), [allglobal::odmn](#), [allglobal::ofmn](#), [constants::one](#), [fileunits::ounit](#), [inputlist::pscale](#), [allglobal::psifactor](#), [allglobal::rij](#), [allglobal::sfmn](#), [allglobal::sg](#), [allglobal::simn](#), [allglobal::sini](#), [numerical::small](#), [allglobal::sweight](#), [allglobal::trij](#), [constants::two](#), [allglobal::tzij](#), [allglobal::vvolume](#), [inputlist::wmacros](#), [allglobal::xoffset](#), [allglobal::yesstellsym](#), [constants::zero](#), and [allglobal::zij](#).

Referenced by [dfp200\(\)](#).

Here is the call graph for this function:



Here is the caller graph for this function:



11.12 src/global.f90 File Reference

Defines input namelists and global variables, and opens some output files.

Data Types

- type `typedefns::subgrid`
used for quantities which have different resolutions in different volumes, e.g. the vector potential [More...](#)
- type `typedefns::matrixlu`
- type `typedefns::derivative`
 dB/dX (?) *[More...](#)*

Modules

- module `constants`
some constants used throughout the code
- module `numerical`
platform-dependant numerical resolution
- module `fileunits`
central definition of file units to avoid conflicts
- module `cputiming`
timing variables
- module `typedefns`
type definitions for custom datatypes
- module `allglobal`
global variable storage used as "workspace" throughout the code
- module `fftw_interface`
Interface to FFTW library.

Functions/Subroutines

- subroutine **fileunits::mute** (action)
- subroutine **allglobal::build_vector_potential** (lvol, iocons, aderiv)
- subroutine **allglobal::set_mpi_comm** (comm)
- pure character(len=1000) function **allglobal::get_hidden** (ext)
- subroutine **allglobal::read_inputlists_from_file** ()
- subroutine **allglobal::write_spec_namelist** ()
- subroutine **allglobal::check_inputs** ()
- subroutine **allglobal::broadcast_inputs**
- subroutine **allglobal::wrtend**
 - Write the restart file ext.sp.end.*
- subroutine **allglobal::ismyvolume** (vvol)
 - Check if volume vvol is associated to the corresponding MPI node.*
- subroutine **allglobal::whichcpuid** (vvol, cpu_id)
 - Returns which MPI node is associated to a given volume.*

Variables

- real, parameter **constants::zero** = 0.0
0
- real, parameter **constants::one** = 1.0
1
- real, parameter **constants::two** = 2.0
2
- real, parameter **constants::three** = 3.0
3
- real, parameter **constants::four** = 4.0
4
- real, parameter **constants::five** = 5.0
5
- real, parameter **constants::six** = 6.0
6
- real, parameter **constants::seven** = 7.0
7
- real, parameter **constants::eight** = 8.0
8
- real, parameter **constants::nine** = 9.0
9
- real, parameter **constants::ten** = 10.0
10
- real, parameter **constants::eleven** = 11.0
11
- real, parameter **constants::twelve** = 12.0
12
- real, parameter **constants::hundred** = 100.0
100
- real, parameter **constants::thousand** = 1000.0
1000
- real, parameter **constants::half** = one / two
1/2

- real, parameter **constants::third** = one / three
 $1/3$
- real, parameter **constants::quart** = one / four
 $1/4$
- real, parameter **constants::fifth** = one / five
 $1/5$
- real, parameter **constants::sixth** = one / six
 $1/6$
- real, parameter **constants::pi2** = 6.28318530717958623
 2π
- real, parameter **constants::pi** = pi2 / two
 π
- real, parameter **constants::mu0** = 2.0E-07 * pi2
 $4\pi \cdot 10^{-7}$
- real, parameter **constants::goldenmean** = 1.618033988749895
golden mean = $(1 + \sqrt{5})/2$;
- real, parameter **constants::version** = 3.23
version of SPEC
- real, parameter **numerical::machprec** = 1.11e-16
*machine precision: 0.5*epsilon(one) for 64 bit double precision*
- real, parameter **numerical::vsmall** = 100*machprec
very small number
- real, parameter **numerical::small** = 10000*machprec
small number
- real, parameter **numerical::sqrtmachprec** = sqrt(machprec)
square root of machine precision
- real, parameter **numerical::logtolerance** = 1.0e-32
this is used to avoid taking $\log_{10}(\text{zero})$; see e.g. dforce;
- integer **fileunits::iunit** = 10
input; used in global/readin:ext.sp, global/wrtend:ext.sp.end
- integer **fileunits::ounit** = 6
screen output;
- integer **fileunits::gunit** = 13
wall geometry; used in wa00aa
- integer **fileunits::aunit** = 11
vector potential; used in ra00aa:ext.AtAzmn;
- integer **fileunits::dunit** = 12
derivative matrix; used in newton:ext.GF;
- integer **fileunits::hunit** = 14
eigenvalues of Hessian; under re-construction;
- integer **fileunits::munit** = 14
matrix elements of Hessian;
- integer **fileunits::lunit** = 20
local unit; used in lunit+myid: pp00aa:ext.poincare, .ext.transform;
- integer **fileunits::vunit** = 15
for examination of adaptive quadrature; used in casing:ext.vcint;
- real **cputiming::tmanual** = 0.0
- real **cputiming::manuall** = 0.0
- real **cputiming::trzaxis** = 0.0
- real **cputiming::rzaxist** = 0.0
- real **cputiming::tpackxi** = 0.0

- real **cputiming::packxit** = 0.0
- real **cputiming::tvolume** = 0.0
- real **cputiming::volumet** = 0.0
- real **cputiming::tcoords** = 0.0
- real **cputiming::coordst** = 0.0
- real **cputiming::tbasefn** = 0.0
- real **cputiming::basefnt** = 0.0
- real **cputiming::tmemory** = 0.0
- real **cputiming::memoryt** = 0.0
- real **cputiming::tmetrix** = 0.0
- real **cputiming::metrixt** = 0.0
- real **cputiming::tma00aa** = 0.0
- real **cputiming::ma00aat** = 0.0
- real **cputiming::tmatrix** = 0.0
- real **cputiming::matrixt** = 0.0
- real **cputiming::tspsmat** = 0.0
- real **cputiming::spsmatt** = 0.0
- real **cputiming::tspsint** = 0.0
- real **cputiming::spsintt** = 0.0
- real **cputiming::tmp00ac** = 0.0
- real **cputiming::mp00act** = 0.0
- real **cputiming::tma02aa** = 0.0
- real **cputiming::ma02aat** = 0.0
- real **cputiming::tpackab** = 0.0
- real **cputiming::packabt** = 0.0
- real **cputiming::ttr00ab** = 0.0
- real **cputiming::tr00abt** = 0.0
- real **cputiming::tcurent** = 0.0
- real **cputiming::curentt** = 0.0
- real **cputiming::tdf00ab** = 0.0
- real **cputiming::df00abt** = 0.0
- real **cputiming::tlforce** = 0.0
- real **cputiming::lforcet** = 0.0
- real **cputiming::tintghs** = 0.0
- real **cputiming::intghst** = 0.0
- real **cputiming::tmtrxhs** = 0.0
- real **cputiming::mtrxhst** = 0.0
- real **cputiming::tlbpol** = 0.0
- real **cputiming::lbpolt** = 0.0
- real **cputiming::tbrcast** = 0.0
- real **cputiming::brcastt** = 0.0
- real **cputiming::tdfp100** = 0.0
- real **cputiming::dfp100t** = 0.0
- real **cputiming::tdfp200** = 0.0
- real **cputiming::dfp200t** = 0.0
- real **cputiming::tdforce** = 0.0
- real **cputiming::dforcet** = 0.0
- real **cputiming::tnewton** = 0.0
- real **cputiming::newtont** = 0.0
- real **cputiming::tcasing** = 0.0
- real **cputiming::casingt** = 0.0
- real **cputiming::tbnorml** = 0.0
- real **cputiming::bnormlt** = 0.0
- real **cputiming::tjo00aa** = 0.0
- real **cputiming::jo00aat** = 0.0

- real **cputiming::tpp00aa** = 0.0
- real **cputiming::pp00aat** = 0.0
- real **cputiming::tpp00ab** = 0.0
- real **cputiming::pp00abt** = 0.0
- real **cputiming::tbfield** = 0.0
- real **cputiming::bfieldt** = 0.0
- real **cputiming::tstzxyz** = 0.0
- real **cputiming::stzxyzt** = 0.0
- real **cputiming::thesian** = 0.0
- real **cputiming::hesiant** = 0.0
- real **cputiming::tra00aa** = 0.0
- real **cputiming::ra00aat** = 0.0
- real **cputiming::tnumrec** = 0.0
- real **cputiming::numrect** = 0.0
- real **cputiming::tdcuhre** = 0.0
- real **cputiming::dcuhret** = 0.0
- real **cputiming::tminpack** = 0.0
- real **cputiming::minpackt** = 0.0
- real **cputiming::tiqpack** = 0.0
- real **cputiming::iqpackt** = 0.0
- real **cputiming::trksuite** = 0.0
- real **cputiming::rksuitet** = 0.0
- real **cputiming::ti1mach** = 0.0
- real **cputiming::i1macht** = 0.0
- real **cputiming::td1mach** = 0.0
- real **cputiming::d1macht** = 0.0
- real **cputiming::tilut** = 0.0
- real **cputiming::ilutt** = 0.0
- real **cputiming::titers** = 0.0
- real **cputiming::iterst** = 0.0
- real **cputiming::tsphdf5** = 0.0
- real **cputiming::sphdf5t** = 0.0
- real **cputiming::tpreset** = 0.0
- real **cputiming::presett** = 0.0
- real **cputiming::tglobal** = 0.0
- real **cputiming::globalt** = 0.0
- real **cputiming::txspech** = 0.0
- real **cputiming::xspecht** = 0.0
- real **cputiming::tinputlist** = 0.0
- real **cputiming::inputlistt** = 0.0
- real **cputiming::treadin** = 0.0
- real **cputiming::twrtend** = 0.0
- integer **allglobal::myid**
MPI rank of current CPU.
- integer **allglobal::ncpu**
number of MPI tasks
- integer **allglobal::ismyvolumevalue**
flag to indicate if a CPU is operating on its assigned volume
- real **allglobal::cpus**
initial time
- integer **allglobal::mpi_comm_spec**
SPEC MPI communicator.
- logical **allglobal::skip_write** = .false.
- real **allglobal::pi2nfp**

- pi2/nfp ; assigned in readin;*
- real **allglobal::pi2pi2nfp**
 - pi2*pi2/nfp*
- real **allglobal::pi2pi2nfp half**
 - 2*pi*pi/nfp*
- real **allglobal::pi2pi2nfp quart**
 - pi*pi/nfp*
- character(len=1000) **allglobal::ext**
- real **allglobal::forceerr**
 - total force-imbalance*
- real **allglobal::energy**
 - MHD energy.*
- real **allglobal::bnserr**
 - (in freeboundary) error in self-consistency of field on plasma boundary (Picard iteration)*
- real **allglobal::betatotal** = 0.0
 - Beta, averaged over entire domain.*
- real, dimension(:), allocatable **allglobal::ipdt**
- real, dimension(:,,:), allocatable **allglobal::ipdt dpf**
 - Toroidal pressure-driven current.*
- integer **allglobal::mvol**
 - total number of volumes (including the vacuum region in the case of free-boundary calculations)*
- real **allglobal::total_pflux**
- logical **allglobal::yesstellsym**
 - internal shorthand copies of Istellsym, which is an integer input;*
- logical **allglobal::notstellsym**
 - internal shorthand copies of Istellsym, which is an integer input;*
- logical **allglobal::yesmatrixfree**
- logical **allglobal::notmatrixfree**
 - to use matrix-free method or not*
- real, dimension(:,,:), allocatable **allglobal::cheby**
 - local workspace for evaluation of Chebychev polynomials*
- real, dimension(:,,:), allocatable **allglobal::zernike**
 - local workspace for evaluation of Zernike polynomials*
- real, dimension(:,,:), allocatable **allglobal::tt**
 - derivatives of Chebyshev polynomials at the inner and outer interfaces;*
- real, dimension(:,::,:), allocatable **allglobal::rtt**
 - derivatives of Zernike polynomials at the inner and outer interfaces;*
- real, dimension(:,,:), allocatable **allglobal::rtm**
 - r^m term of Zernike polynomials at the origin*
- real, dimension(:), allocatable **allglobal::zernikedof**
 - Zernike degree of freedom for each m.*
- integer **allglobal::mne**
 - enhanced resolution for metric elements*
- integer, dimension(:), allocatable **allglobal::ime**
 - enhanced poloidal mode numbers for metric elements*
- integer, dimension(:), allocatable **allglobal::ine**
 - enhanced toroidal mode numbers for metric elements*
- integer **allglobal::mns**
 - enhanced resolution for straight field line transformation*
- integer, dimension(:), allocatable **allglobal::ims**
 - enhanced poloidal mode numbers for straight field line transformation*

- integer, dimension(:), allocatable **allglobal::ins**
enhanced toroidal mode numbers for straight field line transformation
- integer **allglobal::Impol**
what is this?
- integer **allglobal::Intor**
what is this?
- integer **allglobal::smpol**
what is this?
- integer **allglobal::sntor**
what is this?
- real **allglobal::xoffset** = 1.0
used to normalize NAG routines (which ones exactly where?)
- logical, dimension(:), allocatable **allglobal::imagneticok**
used to indicate if Beltrami fields have been correctly constructed;
- logical **allglobal::iconstraintok**
Used to break iteration loops of slaves in the global constraint minimization.
- real, dimension(:,), allocatable **allglobal::beltramierror**
*to store the integral of $|\text{curl}B - \mu * B|$ computed by jo00aa;*
- integer **allglobal::mn**
total number of Fourier harmonics for coordinates/fields; calculated from Mpol, Ntor in readin()
- integer, dimension(:), allocatable **allglobal::im**
poloidal mode numbers for Fourier representation
- integer, dimension(:), allocatable **allglobal::in**
toroidal mode numbers for Fourier representation
- real, dimension(:), allocatable **allglobal::halfmm**
I saw this already somewhere...
- real, dimension(:), allocatable **allglobal::regumm**
I saw this already somewhere...
- real **allglobal::rscale**
no idea
- real, dimension(:,), allocatable **allglobal::psifactor**
no idea
- real, dimension(:,), allocatable **allglobal::inifactor**
no idea
- real, dimension(:), allocatable **allglobal::bbweight**
weight on force-imbalance harmonics; used in [dforce\(\)](#)
- real, dimension(:), allocatable **allglobal::mmp**
spectral condensation factors
- real, dimension(:,), allocatable **allglobal::irbc**
cosine R harmonics of interface surface geometry; stellarator symmetric
- real, dimension(:,), allocatable **allglobal::izbs**
sine Z harmonics of interface surface geometry; stellarator symmetric
- real, dimension(:,), allocatable **allglobal::irbs**
sine R harmonics of interface surface geometry; non-stellarator symmetric
- real, dimension(:,), allocatable **allglobal::izbc**
cosine Z harmonics of interface surface geometry; non-stellarator symmetric
- real, dimension(:,), allocatable **allglobal::drbc**
cosine R harmonics of interface surface geometry; stellarator symmetric; linear deformation
- real, dimension(:,), allocatable **allglobal::dzbs**
sine Z harmonics of interface surface geometry; stellarator symmetric; linear deformation
- real, dimension(:,), allocatable **allglobal::drbs**

- sine R harmonics of interface surface geometry; non-stellarator symmetric; linear deformation*
- real, dimension(:,:), allocatable **allglobal::dzbc**
- cosine Z harmonics of interface surface geometry; non-stellarator symmetric; linear deformation*
- real, dimension(:,:), allocatable **allglobal::irij**
- interface surface geometry; real space*
- real, dimension(:,:), allocatable **allglobal::izij**
- interface surface geometry; real space*
- real, dimension(:,:), allocatable **allglobal::drij**
- interface surface geometry; real space*
- real, dimension(:,:), allocatable **allglobal::dzij**
- interface surface geometry; real space*
- real, dimension(:,:), allocatable **allglobal::trij**
- interface surface geometry; real space*
- real, dimension(:,:), allocatable **allglobal::tzij**
- interface surface geometry; real space*
- real, dimension(:), allocatable **allglobal::ivns**
- sine harmonics of vacuum normal magnetic field on interfaces; stellarator symmetric*
- real, dimension(:), allocatable **allglobal::ibns**
- sine harmonics of plasma normal magnetic field on interfaces; stellarator symmetric*
- real, dimension(:), allocatable **allglobal::ivnc**
- cosine harmonics of vacuum normal magnetic field on interfaces; non-stellarator symmetric*
- real, dimension(:), allocatable **allglobal::ibnc**
- cosine harmonics of plasma normal magnetic field on interfaces; non-stellarator symmetric*
- real, dimension(:), allocatable **allglobal::lrbc**
- local workspace*
- real, dimension(:), allocatable **allglobal::lzbs**
- local workspace*
- real, dimension(:), allocatable **allglobal::lrbs**
- local workspace*
- real, dimension(:), allocatable **allglobal::lzbc**
- local workspace*
- integer **allglobal::num_modes**
- integer, dimension(:), allocatable **allglobal::mmrzz**
- integer, dimension(:), allocatable **allglobal::nnrzz**
- real, dimension(:,:,:), allocatable **allglobal::allrzz**
- integer **allglobal::nt**
- discrete resolution along θ of grid in real space*
- integer **allglobal::nz**
- discrete resolution along ζ of grid in real space*
- integer **allglobal::ntz**
- discrete resolution; $Ntz=Nt*Nz$ shorthand*
- integer **allglobal::hnt**
- discrete resolution; $Ntz=Nt*Nz$ shorthand*
- integer **allglobal::hnz**
- discrete resolution; $Ntz=Nt*Nz$ shorthand*
- real **allglobal::sontz**
- one / sqrt (one*Ntz); shorthand*
- real, dimension(:,:,:), allocatable **allglobal::rij**
- real-space grid; R*
- real, dimension(:,:,:), allocatable **allglobal::zij**
- real-space grid; Z*

- real, dimension(:, :, :), allocatable **allglobal::xij**
what is this?
- real, dimension(:, :, :), allocatable **allglobal::yij**
what is this?
- real, dimension(:, :), allocatable **allglobal::sg**
real-space grid; jacobian and its derivatives
- real, dimension(:, :, :), allocatable **allglobal::guvij**
real-space grid; metric elements
- real, dimension(:, :, :), allocatable **allglobal::gvuij**
real-space grid; metric elements (?); 10 Dec 15;
- real, dimension(:, :, :), allocatable **allglobal::guvijsave**
what is this?
- integer, dimension(:, :), allocatable **allglobal::ki**
identification of Fourier modes
- integer, dimension(:, :, :), allocatable **allglobal::kij**
identification of Fourier modes
- integer, dimension(:, :, :), allocatable **allglobal::kija**
identification of Fourier modes
- integer, dimension(:), allocatable **allglobal::iotakkii**
identification of Fourier modes
- integer, dimension(:, :), allocatable **allglobal::iotaksub**
identification of Fourier modes
- integer, dimension(:, :), allocatable **allglobal::iotakadd**
identification of Fourier modes
- integer, dimension(:, :), allocatable **allglobal::iotaksgn**
identification of Fourier modes
- real, dimension(:), allocatable **allglobal::efmn**
Fourier harmonics; dummy workspace.
- real, dimension(:), allocatable **allglobal::ofmn**
Fourier harmonics; dummy workspace.
- real, dimension(:), allocatable **allglobal::cfmn**
Fourier harmonics; dummy workspace.
- real, dimension(:), allocatable **allglobal::sfmn**
Fourier harmonics; dummy workspace.
- real, dimension(:), allocatable **allglobal::evmn**
Fourier harmonics; dummy workspace.
- real, dimension(:), allocatable **allglobal::odmn**
Fourier harmonics; dummy workspace.
- real, dimension(:), allocatable **allglobal::comn**
Fourier harmonics; dummy workspace.
- real, dimension(:), allocatable **allglobal::simn**
Fourier harmonics; dummy workspace.
- real, dimension(:), allocatable **allglobal::ijreal**
what is this ?
- real, dimension(:), allocatable **allglobal::ijimag**
what is this ?
- real, dimension(:), allocatable **allglobal::jireal**
what is this ?
- real, dimension(:), allocatable **allglobal::jiimag**
what is this ?
- real, dimension(:), allocatable **allglobal::jkreal**

- what is this ?*
- real, dimension(:), allocatable **allglobal::jkimag**
 - what is this ?*
- real, dimension(:), allocatable **allglobal::kjreal**
 - what is this ?*
- real, dimension(:), allocatable **allglobal::kjimag**
 - what is this ?*
- real, dimension(:, :, :), allocatable **allglobal::bsupumn**
 - tangential field on interfaces; θ -component; required for virtual casing construction of field; 11 Oct 12*
- real, dimension(:, :, :), allocatable **allglobal::bsupvmn**
 - tangential field on interfaces; ζ -component; required for virtual casing construction of field; 11 Oct 12*
- real, dimension(:, :), allocatable **allglobal::goomne**
 - described in [preset\(\)](#)*
- real, dimension(:, :), allocatable **allglobal::goomno**
 - described in [preset\(\)](#)*
- real, dimension(:, :), allocatable **allglobal::gssmne**
 - described in [preset\(\)](#)*
- real, dimension(:, :), allocatable **allglobal::gssmno**
 - described in [preset\(\)](#)*
- real, dimension(:, :), allocatable **allglobal::gstmne**
 - described in [preset\(\)](#)*
- real, dimension(:, :), allocatable **allglobal::gstmno**
 - described in [preset\(\)](#)*
- real, dimension(:, :), allocatable **allglobal::gszmne**
 - described in [preset\(\)](#)*
- real, dimension(:, :), allocatable **allglobal::gszmno**
 - described in [preset\(\)](#)*
- real, dimension(:, :), allocatable **allglobal::gttmne**
 - described in [preset\(\)](#)*
- real, dimension(:, :), allocatable **allglobal::gttmno**
 - described in [preset\(\)](#)*
- real, dimension(:, :), allocatable **allglobal::gtzmne**
 - described in [preset\(\)](#)*
- real, dimension(:, :), allocatable **allglobal::gtzmno**
 - described in [preset\(\)](#)*
- real, dimension(:, :), allocatable **allglobal::gzzmne**
 - described in [preset\(\)](#)*
- real, dimension(:, :), allocatable **allglobal::gzzmno**
 - described in [preset\(\)](#)*
- real, dimension(:, :, :, :), allocatable **allglobal::dtoocc**
 - volume-integrated Chebychev-metrics; see [matrix\(\)](#)*
- real, dimension(:, :, :, :), allocatable **allglobal::dtoocs**
 - volume-integrated Chebychev-metrics; see [matrix\(\)](#)*
- real, dimension(:, :, :, :), allocatable **allglobal::dtoosc**
 - volume-integrated Chebychev-metrics; see [matrix\(\)](#)*
- real, dimension(:, :, :, :), allocatable **allglobal::dtooss**
 - volume-integrated Chebychev-metrics; see [matrix\(\)](#)*
- real, dimension(:, :, :, :), allocatable **allglobal::ttsscc**
 - volume-integrated Chebychev-metrics; see [matrix\(\)](#)*
- real, dimension(:, :, :, :), allocatable **allglobal::ttsscs**
 - volume-integrated Chebychev-metrics; see [matrix\(\)](#)*

- real, dimension(:, :, :), allocatable **allglobal::ttsssc**
volume-integrated Chebychev-metrics; see [matrix\(\)](#)
- real, dimension(:, :, :), allocatable **allglobal::ttsss**
volume-integrated Chebychev-metrics; see [matrix\(\)](#)
- real, dimension(:, :, :), allocatable **allglobal::tdstcc**
volume-integrated Chebychev-metrics; see [matrix\(\)](#)
- real, dimension(:, :, :), allocatable **allglobal::tdstcs**
volume-integrated Chebychev-metrics; see [matrix\(\)](#)
- real, dimension(:, :, :), allocatable **allglobal::tdstsc**
volume-integrated Chebychev-metrics; see [matrix\(\)](#)
- real, dimension(:, :, :), allocatable **allglobal::tdstss**
volume-integrated Chebychev-metrics; see [matrix\(\)](#)
- real, dimension(:, :, :), allocatable **allglobal::tdszcc**
volume-integrated Chebychev-metrics; see [matrix\(\)](#)
- real, dimension(:, :, :), allocatable **allglobal::tdszcs**
volume-integrated Chebychev-metrics; see [matrix\(\)](#)
- real, dimension(:, :, :), allocatable **allglobal::tdszsc**
volume-integrated Chebychev-metrics; see [matrix\(\)](#)
- real, dimension(:, :, :), allocatable **allglobal::tdszss**
volume-integrated Chebychev-metrics; see [matrix\(\)](#)
- real, dimension(:, :, :), allocatable **allglobal::ddttcc**
volume-integrated Chebychev-metrics; see [matrix\(\)](#)
- real, dimension(:, :, :), allocatable **allglobal::ddttcs**
volume-integrated Chebychev-metrics; see [matrix\(\)](#)
- real, dimension(:, :, :), allocatable **allglobal::ddttsc**
volume-integrated Chebychev-metrics; see [matrix\(\)](#)
- real, dimension(:, :, :), allocatable **allglobal::ddttss**
volume-integrated Chebychev-metrics; see [matrix\(\)](#)
- real, dimension(:, :, :), allocatable **allglobal::ddtzcc**
volume-integrated Chebychev-metrics; see [matrix\(\)](#)
- real, dimension(:, :, :), allocatable **allglobal::ddtzcs**
volume-integrated Chebychev-metrics; see [matrix\(\)](#)
- real, dimension(:, :, :), allocatable **allglobal::ddtzsc**
volume-integrated Chebychev-metrics; see [matrix\(\)](#)
- real, dimension(:, :, :), allocatable **allglobal::ddtzss**
volume-integrated Chebychev-metrics; see [matrix\(\)](#)
- real, dimension(:, :, :), allocatable **allglobal::ddzzcc**
volume-integrated Chebychev-metrics; see [matrix\(\)](#)
- real, dimension(:, :, :), allocatable **allglobal::ddzzcs**
volume-integrated Chebychev-metrics; see [matrix\(\)](#)
- real, dimension(:, :, :), allocatable **allglobal::ddzzsc**
volume-integrated Chebychev-metrics; see [matrix\(\)](#)
- real, dimension(:, :, :), allocatable **allglobal::ddzzss**
volume-integrated Chebychev-metrics; see [matrix\(\)](#)
- real, dimension(:, :), allocatable **allglobal::tsc**
what is this?
- real, dimension(:, :), allocatable **allglobal::tss**
what is this?
- real, dimension(:, :), allocatable **allglobal::dte**
what is this?
- real, dimension(:, :), allocatable **allglobal::dts**

- *what is this?*
- real, dimension(:,:), allocatable **allglobal::dzc**
- *what is this?*
- real, dimension(:,:), allocatable **allglobal::dzs**
- *what is this?*
- real, dimension(:,:), allocatable **allglobal::ttc**
- *what is this?*
- real, dimension(:,:), allocatable **allglobal::tzc**
- *what is this?*
- real, dimension(:,:), allocatable **allglobal::tts**
- *what is this?*
- real, dimension(:,:), allocatable **allglobal::tzs**
- *what is this?*
- real, dimension(:), allocatable **allglobal::dtflux**
- *$\delta\psi_{toroidal}$ in each annulus*
- real, dimension(:), allocatable **allglobal::dpflux**
- *$\delta\psi_{poloidal}$ in each annulus*
- real, dimension(:), allocatable **allglobal::sweight**
- *minimum poloidal length constraint weight*
- integer, dimension(:), allocatable **allglobal::nadof**
- *degrees of freedom in Beltrami fields in each annulus*
- integer, dimension(:), allocatable **allglobal::nfielddof**
- *degrees of freedom in Beltrami fields in each annulus, field only, no Lagrange multipliers*
- type(subgrid), dimension(:, :, :), allocatable **allglobal::ate**
- *magnetic vector potential cosine Fourier harmonics; stellarator-symmetric*
- type(subgrid), dimension(:, :, :), allocatable **allglobal::aze**
- *magnetic vector potential cosine Fourier harmonics; stellarator-symmetric*
- type(subgrid), dimension(:, :, :), allocatable **allglobal::ato**
- *magnetic vector potential sine Fourier harmonics; non-stellarator-symmetric*
- type(subgrid), dimension(:, :, :), allocatable **allglobal::azo**
- *magnetic vector potential sine Fourier harmonics; non-stellarator-symmetric*
- integer, dimension(:,:), allocatable **allglobal::lma**
- *Lagrange multipliers (?)*
- integer, dimension(:,:), allocatable **allglobal::lmb**
- *Lagrange multipliers (?)*
- integer, dimension(:,:), allocatable **allglobal::lmc**
- *Lagrange multipliers (?)*
- integer, dimension(:,:), allocatable **allglobal::lmd**
- *Lagrange multipliers (?)*
- integer, dimension(:,:), allocatable **allglobal::lme**
- *Lagrange multipliers (?)*
- integer, dimension(:,:), allocatable **allglobal::lmf**
- *Lagrange multipliers (?)*
- integer, dimension(:,:), allocatable **allglobal::lmg**
- *Lagrange multipliers (?)*
- integer, dimension(:,:), allocatable **allglobal::lmh**
- *Lagrange multipliers (?)*
- real, dimension(:,:), allocatable **allglobal::lmavalue**
- *what is this?*
- real, dimension(:,:), allocatable **allglobal::lmbvalue**
- *what is this?*

- real, dimension(:,:), allocatable **allglobal::lmcvalue**
what is this?
- real, dimension(:,:), allocatable **allglobal::lmdvalue**
what is this?
- real, dimension(:,:), allocatable **allglobal::lmevalue**
what is this?
- real, dimension(:,:), allocatable **allglobal::lmfvalue**
what is this?
- real, dimension(:,:), allocatable **allglobal::lmgvalue**
what is this?
- real, dimension(:,:), allocatable **allglobal::lmhvalue**
what is this?
- integer, dimension(:,:), allocatable **allglobal::fso**
what is this?
- integer, dimension(:,:), allocatable **allglobal::fse**
what is this?
- logical **allglobal::lcoordinatesingularity**
set by LREGION macro; true if inside the innermost volume
- logical **allglobal::lplasmaregion**
set by LREGION macro; true if inside the plasma region
- logical **allglobal::lvacuumregion**
set by LREGION macro; true if inside the vacuum region
- logical **allglobal::lsavedguvij**
flag used in matrix free
- logical **allglobal::localconstraint**
what is this?
- real, dimension(:,:), allocatable **allglobal::dma**
energy and helicity matrices; quadratic forms
- real, dimension(:,:), allocatable **allglobal::dmb**
energy and helicity matrices; quadratic forms
- real, dimension(:,:), allocatable **allglobal::dmd**
energy and helicity matrices; quadratic forms
- real, dimension(:), allocatable **allglobal::dmas**
sparse version of DMA, data
- real, dimension(:), allocatable **allglobal::dmds**
sparse version of DMD, data
- integer, dimension(:), allocatable **allglobal::idmas**
sparse version of DMA and dMD, indices
- integer, dimension(:), allocatable **allglobal::jdmas**
sparse version of dMA and dMD, indices
- integer, dimension(:), allocatable **allglobal::ndmasmax**
number of elements for sparse matrices
- integer, dimension(:), allocatable **allglobal::ndmas**
number of elements for sparse matrices
- real, dimension(:), allocatable **allglobal::dmg**
what is this?
- real, dimension(:), allocatable **allglobal::adotx**
the matrix-vector product
- real, dimension(:), allocatable **allglobal::ddotx**
the matrix-vector product
- real, dimension(:,:), allocatable **allglobal::solution**

- this is allocated in dforce; used in mp00ac and ma02aa; and is passed to packab*
- real, dimension(:, :, :), allocatable **allglobal::gmreslastsolution**
used to store the last solution for restarting GMRES
 - real, dimension(:), allocatable **allglobal::mbpsi**
matrix vector products
 - logical **allglobal::liluprecond**
whether to use ILU preconditioner for GMRES
 - real, dimension(:, :), allocatable **allglobal::beltramiinverse**
Beltrami inverse matrix.
 - real, dimension(:, :, :), allocatable **allglobal::diotadxup**
measured rotational transform on inner/outer interfaces for each volume; $d(\text{transform})/dx$; (see dforce)
 - real, dimension(:, :, :), allocatable **allglobal::ditgpdxtp**
measured toroidal and poloidal current on inner/outer interfaces for each volume; $d(I_{\text{tor}}, G_{\text{pol}})/dx$; (see dforce)
 - real, dimension(:, :, :, :), allocatable **allglobal::glambda**
save initial guesses for iterative calculation of rotational-transform
 - integer **allglobal::lmns**
number of independent degrees of freedom in angle transformation;
 - real, dimension(:, :, :), allocatable **allglobal::dlambdaout**
 - real, dimension(:, :, :), allocatable **allglobal::bemn**
force vector; stellarator-symmetric (?)
 - real, dimension(:, :), allocatable **allglobal::iomn**
force vector; stellarator-symmetric (?)
 - real, dimension(:, :, :), allocatable **allglobal::somm**
force vector; non-stellarator-symmetric (?)
 - real, dimension(:, :, :), allocatable **allglobal::pomn**
force vector; non-stellarator-symmetric (?)
 - real, dimension(:, :, :), allocatable **allglobal::bomn**
force vector; stellarator-symmetric (?)
 - real, dimension(:, :), allocatable **allglobal::iemn**
force vector; stellarator-symmetric (?)
 - real, dimension(:, :, :), allocatable **allglobal::semn**
force vector; non-stellarator-symmetric (?)
 - real, dimension(:, :, :), allocatable **allglobal::pemn**
force vector; non-stellarator-symmetric (?)
 - real, dimension(:), allocatable **allglobal::bbe**
force vector (?); stellarator-symmetric (?)
 - real, dimension(:), allocatable **allglobal::iio**
force vector (?); stellarator-symmetric (?)
 - real, dimension(:), allocatable **allglobal::bbo**
force vector (?); non-stellarator-symmetric (?)
 - real, dimension(:), allocatable **allglobal::iie**
force vector (?); non-stellarator-symmetric (?)
 - real, dimension(:, :, :), allocatable **allglobal::btemn**
covariant θ cosine component of the tangential field on interfaces; stellarator-symmetric
 - real, dimension(:, :, :), allocatable **allglobal::bzemn**
covariant ζ cosine component of the tangential field on interfaces; stellarator-symmetric
 - real, dimension(:, :, :), allocatable **allglobal::btomn**
covariant θ sine component of the tangential field on interfaces; non-stellarator-symmetric
 - real, dimension(:, :, :), allocatable **allglobal::bzomn**
covariant ζ sine component of the tangential field on interfaces; non-stellarator-symmetric
 - real, dimension(:, :), allocatable **allglobal::bloweremn**

- covariant field for Hessian computation*
- real, dimension(:,), allocatable **allglobal::bloweromn**
 - covariant field for Hessian computation*
- integer **allglobal::lgdof**
 - geometrical degrees of freedom associated with each interface*
- integer **allglobal::ngdof**
 - total geometrical degrees of freedom*
- real, dimension(:,,:), allocatable **allglobal::dbbdrz**
 - derivative of magnetic field w.r.t. geometry (?)*
- real, dimension(:,), allocatable **allglobal::diidrz**
 - derivative of spectral constraints w.r.t. geometry (?)*
- real, dimension(:,,,:), allocatable **allglobal::dffdrz**
 - derivatives of B^2 at the interfaces wrt geometry*
- real, dimension(:,,,:), allocatable **allglobal::dbbdmp**
 - derivatives of B^2 at the interfaces wrt mu and dflux*
- real, dimension(:,,,:), allocatable **allglobal::hdfdrz**
 - derivatives of B^2 at the interfaces wrt geometry 2D Hessian;*
- real, dimension(:,,,:), allocatable **allglobal::denerydrr**
 - derivatives of energy at the interfaces wrt geometry 3D Hessian;*
- real, dimension(:,,,:), allocatable **allglobal::denerydrz**
 - derivatives of energy at the interfaces wrt geometry 3D Hessian;*
- real, dimension(:,,,:), allocatable **allglobal::denerydzz**
 - derivatives of energy at the interfaces wrt geometry 3D Hessian;*
- real, dimension(:,,,:), allocatable **allglobal::dmupfdx**
 - derivatives of mu and dflux wrt geometry at constant interface transform*
- logical **allglobal::lhessianallocated**
 - flag to indicate that force gradient matrix is allocated (?)*
- real, dimension(:,), allocatable **allglobal::hessian**
 - force gradient matrix (?)*
- real, dimension(:,), allocatable **allglobal::dessian**
 - derivative of force gradient matrix (?)*
- logical **allglobal::lhessian2dallocated**
 - flag to indicate that 2D Hessian matrix is allocated (?)*
- real, dimension(:,), allocatable **allglobal::hessian2d**
 - Hessian 2D.*
- real, dimension(:,), allocatable **allglobal::dessian2d**
 - derivative Hessian 2D*
- logical **allglobal::lhessian3dallocated**
 - flag to indicate that 2D Hessian matrix is allocated (?)*
- real, dimension(:,), allocatable **allglobal::hessian3d**
 - Hessian 3D.*
- real, dimension(:,), allocatable **allglobal::dessian3d**
 - derivative Hessian 3D*
- real, dimension(:), allocatable **allglobal::force_final**
 - Final force on the interfaces [inface*mode].*
- real, dimension(:,), allocatable **allglobal::cosi**
 - some precomputed cosines*
- real, dimension(:,), allocatable **allglobal::sini**
 - some precomputed sines*

- real, dimension(:), allocatable **allglobal::gteta**
something related to \sqrt{g} and θ ?
- real, dimension(:), allocatable **allglobal::gzeta**
something related to \sqrt{g} and ζ ?
- real, dimension(:), allocatable **allglobal::ajk**
definition of coordinate axis
- real, dimension(:, :, :), allocatable **allglobal::dradr**
derivatives of coordinate axis
- real, dimension(:, :, :), allocatable **allglobal::dradz**
derivatives of coordinate axis
- real, dimension(:, :, :), allocatable **allglobal::dzadr**
derivatives of coordinate axis
- real, dimension(:, :, :), allocatable **allglobal::dzadz**
derivatives of coordinate axis
- real, dimension(:, :, :), allocatable **allglobal::drodr**
derivatives of coordinate axis
- real, dimension(:, :, :), allocatable **allglobal::drodz**
derivatives of coordinate axis
- real, dimension(:, :, :), allocatable **allglobal::dzodr**
derivatives of coordinate axis
- real, dimension(:, :, :), allocatable **allglobal::dzodz**
derivatives of coordinate axis
- integer, dimension(:, :), allocatable **allglobal::djkp**
for calculating cylindrical volume
- integer, dimension(:, :), allocatable **allglobal::djkm**
for calculating cylindrical volume
- real, dimension(:), allocatable **allglobal::lbbintegral**
B.B integral.
- real, dimension(:), allocatable **allglobal::labintegral**
A.B integral.
- real, dimension(:), allocatable **allglobal::vvolume**
volume integral of \sqrt{g} ; computed in volume
- real **allglobal::dvolume**
derivative of volume w.r.t. interface geometry
- integer **allglobal::ivol**
labels volume; some subroutines (called by NAG) are fixed argument list but require the volume label
- real **allglobal::gbzeta**
toroidal (contravariant) field; calculated in bfield; required to convert $\hat{\theta}$ to B^θ , \hat{s} to B^s
- integer, dimension(:), allocatable **allglobal::iquad**
internal copy of Nquad
- real, dimension(:, :), allocatable **allglobal::gaussianweight**
weights for Gaussian quadrature
- real, dimension(:, :), allocatable **allglobal::gaussianabscissae**
abscissae for Gaussian quadrature
- logical **allglobal::lblear**
controls selection of Beltrami field solver; depends on LBeltrami
- logical **allglobal::lbnewton**
controls selection of Beltrami field solver; depends on LBeltrami
- logical **allglobal::lbsequad**
controls selection of Beltrami field solver; depends on LBeltrami
- real, dimension(1:3) **allglobal::orzp**

- used in mg00aa() to determine (s, θ, ζ) given (R, Z, φ)*
- type(derivative) **allglobal::dbdx**
 - dB/dX (?)*
- integer **allglobal::globaljk**
 - labels position*
- real, dimension(:,:), allocatable **allglobal::dxyz**
 - computational boundary; position*
- real, dimension(:,:), allocatable **allglobal::nxyz**
 - computational boundary; normal*
- real, dimension(:,:), allocatable **allglobal::jxyz**
 - plasma boundary; surface current*
- real, dimension(1:2) **allglobal::tetazeta**
 - what is this?*
- real **allglobal::virtualcasingfactor** = -one / (four*pi)
 - this agrees with diagno*
- integer **allglobal::iberror**
 - for computing error in magnetic field*
- integer **allglobal::nfreeboundaryiterations**
 - number of free-boundary iterations already performed*
- integer, parameter **allglobal::node** = 2
 - best to make this global for consistency between calling and called routines*
- logical **allglobal::first_free_bound** = .false.
 - flag to indicate that this is the first free-boundary iteration*
- type(c_ptr) **fftw_interface::planf**
 - FFTW-related (?)*
- type(c_ptr) **fftw_interface::planb**
 - FFTW-related (?)*
- complex(c_double_complex), dimension(:,:,:), allocatable **fftw_interface::cplxin**
 - FFTW-related (?)*
- complex(c_double_complex), dimension(:,:,:), allocatable **fftw_interface::cplxout**
 - FFTW-related (?)*

11.12.1 Detailed Description

Defines input namelists and global variables, and opens some output files.

Note that all variables in namelist need to be broadcasted in readin.

Input geometry

- The geometry of the l -th interface, for $l = 0, N$ where $N \equiv Nvol$, is described by a set of Fourier harmonics, using an arbitrary poloidal angle,

$$R_l(\theta, \zeta) = \sum_j R_{j,l} \cos(m_j \theta - n_j \zeta), \quad (259)$$

$$Z_l(\theta, \zeta) = \sum_j Z_{j,l} \sin(m_j \theta - n_j \zeta). \quad (260)$$

- These harmonics are read from the `ext.sp` file and come directly after the namelists described above. The required format is as follows:

$$\begin{array}{cccccccc}
 m_1 & n_1 & R_{1,0} & Z_{1,0} & R_{1,1} & Z_{1,1} & \dots & R_{1,N} & Z_{1,N} \\
 m_2 & n_2 & R_{2,0} & Z_{2,0} & R_{2,1} & Z_{2,1} & \dots & R_{2,N} & Z_{2,N} \\
 \dots & & & & & & & & \\
 m_j & n_j & R_{j,0} & Z_{j,0} & R_{j,1} & Z_{j,1} & \dots & R_{j,N} & Z_{j,N} \\
 \dots & & & & & & & &
 \end{array} \tag{261}$$

- The coordinate axis corresponds to $j = 0$ and the outermost boundary corresponds to $j = Nvol$.
- An arbitrary selection of harmonics may be included in any order, but only those within the range specified by `Mpol` and `Ntor` will be used.
- The geometry of *all* the interfaces, i.e. $l = 0, N$, including the degenerate "coordinate-axis" interface, must be given.

11.12.2 Data Type Documentation

11.12.2.1 type typedefns::subgrid used for quantities which have different resolutions in different volumes, e.g. the vector potential

Class Members

real, dimension(:), allocatable	s	coefficients
integer, dimension(:), allocatable	i	indices

Class Members

real, dimension(:,:), allocatable	mat	
integer, dimension(:), allocatable	ipivot	

11.12.2.2 type typedefns::matrixlu

11.12.2.3 type typedefns::derivative $d\mathbf{B}/d\mathbf{X}$ (?)

Class Members

logical	l	what is this?
integer	vol	Used in <code>coords()</code> ; required for global constraint force gradient evaluation.
integer	innout	what is this?
integer	ii	what is this?
integer	irz	what is this?
integer	issym	what is this?

11.13 src/hessian.f90 File Reference

Computes eigenvalues and eigenvectors of derivative matrix, $\nabla_{\mathbf{x}_i}\mathbf{F}$.

Functions/Subroutines

- subroutine `hesian` (NGdof, position, Mvol, mn, LGdof)
Computes eigenvalues and eigenvectors of derivative matrix, $\nabla_{\mathbf{x}_i}\mathbf{F}$.

11.13.1 Detailed Description

Computes eigenvalues and eigenvectors of derivative matrix, $\nabla_{\mathbf{x}_i}\mathbf{F}$.

11.14 src/inputlist.f90 File Reference

Input namelists.

Functions/Subroutines

- subroutine `inputlist::initialize_inputs`

Variables

- integer, parameter `inputlist::mnvol` = 256
The maximum value of Nvol is MNvol=256.
- integer, parameter `inputlist::mmpol` = 128
The maximum value of Mpol is MNpol=64.
- integer, parameter `inputlist::mntor` = 128
The maximum value of Ntor is MNtor=64.
- integer `inputlist::igeometry` = 3
selects Cartesian, cylindrical or toroidal geometry;
- integer `inputlist::istellsym` = 1
stellarator symmetry is enforced if Istellsym==1
- integer `inputlist::ifreebound` = 0
compute vacuum field surrounding plasma
- real `inputlist::phiedge` = 1.0
total enclosed toroidal magnetic flux;
- real `inputlist::curtor` = 0.0
total enclosed (toroidal) plasma current;
- real `inputlist::curpol` = 0.0
total enclosed (poloidal) linking current;
- real `inputlist::gamma` = 0.0
adiabatic index; cannot set $|\gamma| = 1$
- integer `inputlist::nfp` = 1
field periodicity
- integer `inputlist::nvol` = 1
number of volumes
- integer `inputlist::mpol` = 0
number of poloidal Fourier harmonics
- integer `inputlist::ntor` = 0
number of toroidal Fourier harmonics
- integer, dimension(1:mnvol+1) `inputlist::lrad` = 4

- Chebyshev resolution in each volume.*
- integer `inputlist::lconstraint` = -1
selects constraints; primarily used in `ma02aa()` and `mp00ac()`.
 - real, dimension(1:mnvol+1) `inputlist::tflux` = 0.0
toroidal flux, ψ_t , enclosed by each interface
 - real, dimension(1:mnvol+1) `inputlist::pflux` = 0.0
poloidal flux, ψ_p , enclosed by each interface
 - real, dimension(1:mnvol) `inputlist::helicity` = 0.0
helicity, \mathcal{K} , in each volume, \mathcal{V}_i
 - real `inputlist::pscale` = 0.0
pressure scale factor
 - real, dimension(1:mnvol+1) `inputlist::pressure` = 0.0
pressure in each volume
 - integer `inputlist::ladiabatic` = 0
logical flag
 - real, dimension(1:mnvol+1) `inputlist::adiabatic` = 0.0
adiabatic constants in each volume
 - real, dimension(1:mnvol+1) `inputlist::mu` = 0.0
helicity-multiplier, μ , in each volume
 - real, dimension(1:mnvol+1) `inputlist::ivolume` = 0.0
*Toroidal current constraint normalized by μ_0 ($I_{volume} = \mu_0 \cdot [A]$), in each volume. This is a cumulative quantity:
 $I_{\mathcal{V},i} = \int_0^{\psi_{t,i}} \mathbf{J} \cdot d\mathbf{S}$. Physically, it represents the sum of all non-pressure driven currents.*
 - real, dimension(1:mnvol) `inputlist::isurf` = 0.0
Toroidal current normalized by μ_0 at each interface (cumulative). This is the sum of all pressure driven currents.
 - integer, dimension(0:mnvol) `inputlist::pl` = 0
"inside" interface rotational-transform is $\epsilon = (p_l + \gamma p_r)/(q_l + \gamma q_r)$, where γ is the golden mean, $\gamma = (1 + \sqrt{5})/2$.
 - integer, dimension(0:mnvol) `inputlist::ql` = 0
"inside" interface rotational-transform is $\epsilon = (p_l + \gamma p_r)/(q_l + \gamma q_r)$, where γ is the golden mean, $\gamma = (1 + \sqrt{5})/2$.
 - integer, dimension(0:mnvol) `inputlist::pr` = 0
"inside" interface rotational-transform is $\epsilon = (p_l + \gamma p_r)/(q_l + \gamma q_r)$, where γ is the golden mean, $\gamma = (1 + \sqrt{5})/2$.
 - integer, dimension(0:mnvol) `inputlist::qr` = 0
"inside" interface rotational-transform is $\epsilon = (p_l + \gamma p_r)/(q_l + \gamma q_r)$, where γ is the golden mean, $\gamma = (1 + \sqrt{5})/2$.
 - real, dimension(0:mnvol) `inputlist::iota` = 0.0
rotational-transform, ϵ , on inner side of each interface
 - integer, dimension(0:mnvol) `inputlist::lp` = 0
"outer" interface rotational-transform is $\epsilon = (p_l + \gamma p_r)/(q_l + \gamma q_r)$, where γ is the golden mean, $\gamma = (1 + \sqrt{5})/2$.
 - integer, dimension(0:mnvol) `inputlist::lq` = 0
"outer" interface rotational-transform is $\epsilon = (p_l + \gamma p_r)/(q_l + \gamma q_r)$, where γ is the golden mean, $\gamma = (1 + \sqrt{5})/2$.
 - integer, dimension(0:mnvol) `inputlist::rp` = 0
"outer" interface rotational-transform is $\epsilon = (p_l + \gamma p_r)/(q_l + \gamma q_r)$, where γ is the golden mean, $\gamma = (1 + \sqrt{5})/2$.
 - integer, dimension(0:mnvol) `inputlist::rq` = 0
"outer" interface rotational-transform is $\epsilon = (p_l + \gamma p_r)/(q_l + \gamma q_r)$, where γ is the golden mean, $\gamma = (1 + \sqrt{5})/2$.
 - real, dimension(0:mnvol) `inputlist::oita` = 0.0
rotational-transform, ϵ , on outer side of each interface
 - real `inputlist::mupftol` = 1.0e-14
accuracy to which μ and $\Delta\psi_p$ are required
 - integer `inputlist::mupfits` = 8
an upper limit on the transform/helicity constraint iterations;
 - real `inputlist::rpol` = 1.0
poloidal extent of slab (effective radius)
 - real `inputlist::rtor` = 1.0

- toroidal extent of slab (effective radius)*

 - integer **inputlist::lreflect** = 0
 - =1 reflect the upper and lower bound in slab, =0 do not reflect
- real, dimension(0:mntor) **inputlist::rac** = 0.0
 - stellarator symmetric coordinate axis;*
- real, dimension(0:mntor) **inputlist::zas** = 0.0
 - stellarator symmetric coordinate axis;*
- real, dimension(0:mntor) **inputlist::ras** = 0.0
 - non-stellarator symmetric coordinate axis;*
- real, dimension(0:mntor) **inputlist::zac** = 0.0
 - non-stellarator symmetric coordinate axis;*
- real, dimension(-mntor:mntor,-mmpol:mmpol) **inputlist::rbc** = 0.0
 - stellarator symmetric boundary components;*
- real, dimension(-mntor:mntor,-mmpol:mmpol) **inputlist::zbs** = 0.0
 - stellarator symmetric boundary components;*
- real, dimension(-mntor:mntor,-mmpol:mmpol) **inputlist::rbs** = 0.0
 - non-stellarator symmetric boundary components;*
- real, dimension(-mntor:mntor,-mmpol:mmpol) **inputlist::zbc** = 0.0
 - non-stellarator symmetric boundary components;*
- real, dimension(-mntor:mntor,-mmpol:mmpol) **inputlist::rwc** = 0.0
 - stellarator symmetric boundary components of wall;*
- real, dimension(-mntor:mntor,-mmpol:mmpol) **inputlist::zws** = 0.0
 - stellarator symmetric boundary components of wall;*
- real, dimension(-mntor:mntor,-mmpol:mmpol) **inputlist::rws** = 0.0
 - non-stellarator symmetric boundary components of wall;*
- real, dimension(-mntor:mntor,-mmpol:mmpol) **inputlist::zwc** = 0.0
 - non-stellarator symmetric boundary components of wall;*
- real, dimension(-mntor:mntor,-mmpol:mmpol) **inputlist::vns** = 0.0
 - stellarator symmetric normal field at boundary; vacuum component;*
- real, dimension(-mntor:mntor,-mmpol:mmpol) **inputlist::bns** = 0.0
 - stellarator symmetric normal field at boundary; plasma component;*
- real, dimension(-mntor:mntor,-mmpol:mmpol) **inputlist::vnc** = 0.0
 - non-stellarator symmetric normal field at boundary; vacuum component;*
- real, dimension(-mntor:mntor,-mmpol:mmpol) **inputlist::bnc** = 0.0
 - non-stellarator symmetric normal field at boundary; plasma component;*
- integer **inputlist::linitialize** = 0
 - Used to initialize geometry using a regularization / extrapolation method.*
- integer **inputlist::lautoinitbn** = 1
 - Used to initialize $B_{n,s}$ using an initial fixed-boundary calculation.*
- integer **inputlist::lzerovac** = 0
 - Used to adjust vacuum field to cancel plasma field on computational boundary.*
- integer **inputlist::ndiscrete** = 2
 - resolution of the real space grid on which fast Fourier transforms are performed is given by $N_{discrete} * M_{pol} * 4$*
- integer **inputlist::nquad** = -1
 - Resolution of the Gaussian quadrature.*
- integer **inputlist::impol** = -4
 - Fourier resolution of straight-fieldline angle on interfaces.*
- integer **inputlist::intor** = -4
 - Fourier resolution of straight-fieldline angle on interfaces;*
- integer **inputlist::lspare** = 0
 - controls method used to solve for rotational-transform on interfaces*

- integer `inputlist::lsvdiota` = 0
controls method used to solve for rotational-transform on interfaces; only relevant if $L_{sparse} = 0$
- integer `inputlist::imethod` = 3
controls iterative solution to sparse matrix arising in real-space transformation to the straight-fieldline angle; only relevant if $L_{sparse}.eq.2$;
- integer `inputlist::iorder` = 2
controls real-space grid resolution for constructing the straight-fieldline angle; only relevant if $L_{sparse} > 0$
- integer `inputlist::iprecon` = 0
controls iterative solution to sparse matrix arising in real-space transformation to the straight-fieldline angle; only relevant if $L_{sparse}.eq.2$;
- real `inputlist::iotatol` = -1.0
tolerance required for iterative construction of straight-fieldline angle; only relevant if $L_{sparse}.ge.2$
- integer `inputlist::lextrap` = 0
geometry of innermost interface is defined by extrapolation
- integer `inputlist::mregular` = -1
maximum regularization factor
- integer `inputlist::lrzaxis` = 1
controls the guess of geometry axis in the innermost volume or initialization of interfaces
- integer `inputlist::ntoraxis` = 3
the number of n harmonics used in the Jacobian $m = 1$ harmonic elimination method; only relevant if $L_{rzaxis}.leftrightarrow.ge.1$.
- integer `inputlist::lbeltrami` = 4
Control flag for solution of Beltrami equation.
- integer `inputlist::linitgues` = 1
controls how initial guess for Beltrami field is constructed
- integer `inputlist::lposdef` = 0
redundant;
- real `inputlist::maxrndgues` = 1.0
the maximum random number of the Beltrami field if $L_{initgues} = 3$
- integer `inputlist::lmat solver` = 3
1 for LU factorization, 2 for GMRES, 3 for GMRES matrix-free
- integer `inputlist::nitergmres` = 200
number of max iteration for GMRES
- real `inputlist::epsgmres` = 1e-14
the precision of GMRES
- integer `inputlist::lgmresprec` = 1
type of preconditioner for GMRES, 1 for ILU sparse matrix
- real `inputlist::epsilu` = 1e-12
the precision of incomplete LU factorization for preconditioning
- integer `inputlist::lfindzero` = 0
use Newton methods to find zero of force-balance, which is computed by `dforce()`
- real `inputlist::escale` = 0.0
controls the weight factor, BB_{weight} , in the force-imbalance harmonics
- real `inputlist::opsilon` = 1.0
weighting of force-imbalance
- real `inputlist::pcondense` = 2.0
spectral condensation parameter
- real `inputlist::epsilon` = 0.0
weighting of spectral-width constraint
- real `inputlist::wpoloidal` = 1.0
"star-like" poloidal angle constraint radial exponential factor used in `preset()` to construct `sweight`

- real **inputlist::epsilon** = 1.0
weighting of "star-like" poloidal angle constraint used in `preset()` to construct `sweight`
- real **inputlist::forcetol** = 1.0e-10
required tolerance in force-balance error; only used as an initial check
- real **inputlist::c05xmax** = 1.0e-06
required tolerance in position, $\mathbf{x} \equiv \{R_{i,v}, Z_{i,v}\}$
- real **inputlist::c05xtol** = 1.0e-12
required tolerance in position, $\mathbf{x} \equiv \{R_{i,v}, Z_{i,v}\}$
- real **inputlist::c05factor** = 1.0e-02
used to control initial step size in `C05NDF` and `C05PDF`
- logical **inputlist::lreadgf** = .true.
read $\nabla_{\mathbf{x}}\mathbf{F}$ from file `ext.GF`
- integer **inputlist::mfreeits** = 0
maximum allowed free-boundary iterations
- real **inputlist::bnstol** = 1.0e-06
redundant;
- real **inputlist::bnsblend** = 0.666
redundant;
- real **inputlist::gbntol** = 1.0e-06
required tolerance in free-boundary iterations
- real **inputlist::gbnbld** = 0.666
normal blend
- real **inputlist::vcasingeps** = 1.e-12
regularization of Biot-Savart; see `bnorml()`, `casing()`
- real **inputlist::vcasingtol** = 1.e-08
accuracy on virtual casing integral; see `bnorml()`, `casing()`
- integer **inputlist::vcasingits** = 8
minimum number of calls to adaptive virtual casing routine; see `casing()`
- integer **inputlist::vcasingper** = 1
periods of integration in adaptive virtual casing routine; see `casing()`
- integer **inputlist::mcaseingcal** = 8
minimum number of calls to adaptive virtual casing routine; see `casing()`; redundant;
- real **inputlist::odetol** = 1.0e-07
o.d.e. integration tolerance for all field line tracing routines
- real **inputlist::absreq** = 1.0e-08
redundant
- real **inputlist::relreq** = 1.0e-08
redundant
- real **inputlist::absacc** = 1.0e-04
redundant
- real **inputlist::epsr** = 1.0e-08
redundant
- integer **inputlist::nppts** = 0
number of toroidal transits used (per trajectory) in following field lines for constructing Poincaré plots; if `nPpts < 1`, no Poincaré plot is constructed;
- real **inputlist::ppts** = 0.0
stands for Poincare plot theta start. Chose at which angle (normalized over π) the Poincare field-line tracing start.
- integer, dimension(1:mnvol+1) **inputlist::nptrj** = -1
number of trajectories in each annulus to be followed in constructing Poincaré plot
- logical **inputlist::lhevalues** = .false.
to compute eigenvalues of $\nabla\mathbf{F}$

- logical `inputlist::wnewton` = .false.
- logical `inputlist::wcasing` = .false.
- logical `inputlist::wbnorml` = .false.
- logical `inputlist::wjo00aa` = .false.
- logical `inputlist::wpp00aa` = .false.
- logical `inputlist::wpp00ab` = .false.
- logical `inputlist::wbfield` = .false.
- logical `inputlist::wstzxyz` = .false.
- logical `inputlist::whesian` = .false.
- logical `inputlist::wra00aa` = .false.
- logical `inputlist::wnumrec` = .false.
- logical `inputlist::wdcuhre` = .false.
- logical `inputlist::wminpack` = .false.
- logical `inputlist::wiqpack` = .false.
- logical `inputlist::wrksuite` = .false.
- logical `inputlist::wi1mach` = .false.
- logical `inputlist::wd1mach` = .false.
- logical `inputlist::wilut` = .false.
- logical `inputlist::writers` = .false.
- logical `inputlist::wsphdf5` = .false.
- logical `inputlist::wpreset` = .false.
- logical `inputlist::wglobal` = .false.
- logical `inputlist::wxspech` = .false.
- logical `inputlist::wbuild_vector_potential` = .false.
- logical `inputlist::wreadin` = .false.
write screen output of readin()
- logical `inputlist::wwrtend` = .false.
write screen output of wrtend()
- logical `inputlist::wmacros` = .false.
write screen output from expanded macros

11.14.1 Detailed Description

Input namelists.

11.15 src/intghs.f90 File Reference

Calculates volume integrals of Chebyshev-polynomials and covariant field for Hessian computation.

Data Types

- type `intghs_module::intghs_workspace`
This calculates the integral of something related to matrix-vector-multiplication.

Functions/Subroutines

- subroutine `intghs` (lquad, mn, lvol, lrad, idx)
Calculates volume integrals of Chebyshev polynomials and covariant field products.
- subroutine `intghs_workspace_init` (lvol)
init workspace
- subroutine `intghs_workspace_destroy` ()
free workspace.

Variables

- type([intghs_workspace](#)) `intghs_module::wk`
This is an instance of the [intghs_workspace](#) type.

11.15.1 Detailed Description

Calculates volume integrals of Chebyshev-polynomials and covariant field for Hessian computation.

11.15.2 Function/Subroutine Documentation

11.15.2.1 `intghs()` subroutine `intghs` (
integer, intent(in) `lquad`,
integer, intent(in) `mn`,
integer, intent(in) `lvol`,
integer, intent(in) `lrad`,
integer, intent(in) `idx`)

Calculates volume integrals of Chebyshev polynomials and covariant field products.

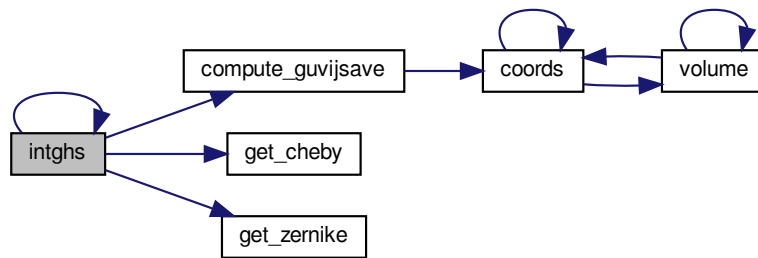
Parameters

<code>lquad</code>	
<code>mn</code>	
<code>lvol</code>	
<code>lrad</code>	
<code>idx</code>	

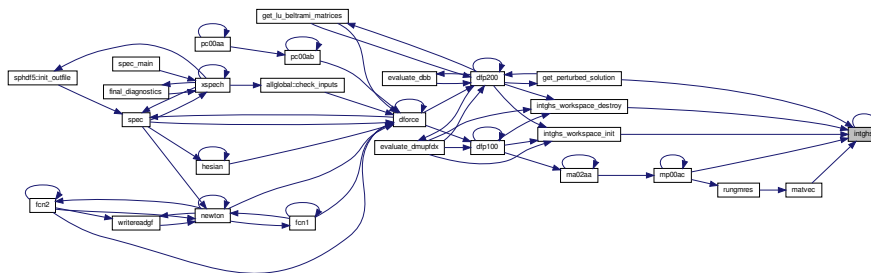
References [allglobal::ate](#), [allglobal::ato](#), [allglobal::aze](#), [allglobal::azo](#), [compute_guvijsave\(\)](#), [allglobal::cpus](#), [allglobal::dbdx](#), [allglobal::dtc](#), [allglobal::dts](#), [allglobal::dzc](#), [allglobal::dzs](#), [allglobal::gaussianabscissae](#), [allglobal::gaussianweight](#), [get_cheby\(\)](#), [get_zernike\(\)](#), [allglobal::guvij](#), [allglobal::guvijsave](#), [constants::half](#), [allglobal::im](#), [allglobal::in](#), `intghs()`, [allglobal::lcoordinatesingularity](#), [allglobal::lsavedguvij](#), [allglobal::mne](#), [allglobal::mpi_comm_spec](#), [inputlist::mpol](#), [allglobal::mvol](#), [allglobal::myid](#), [allglobal::ncpu](#), [allglobal::notstelsym](#), [allglobal::nt](#), [allglobal::ntz](#), [allglobal::nz](#), [constants::one](#), [fileunits::ounit](#), [constants::pi](#), [constants::pi2](#), [allglobal::pi2pi2nfp](#), [allglobal::pi2pi2nfp_half](#), [allglobal::sg](#), [numerical::small](#), [numerical::sqrtmachprec](#), [allglobal::tsc](#), [allglobal::tss](#), [allglobal::ttc](#), [allglobal::tts](#), [constants::two](#), [allglobal::tzc](#), [allglobal::tzs](#), [numerical::vsmall](#), [inputlist::wmacros](#), [allglobal::yesstelsym](#), and [constants::zero](#).

Referenced by [get_perturbed_solution\(\)](#), `intghs()`, [intghs_workspace_destroy\(\)](#), [intghs_workspace_init\(\)](#), [matvec\(\)](#), and [mp00ac\(\)](#).

Here is the call graph for this function:



Here is the caller graph for this function:



11.15.2.2 intghs_workspace_init() subroutine `intghs_workspace_init (integer, intent(in) lvol)`

init workspace

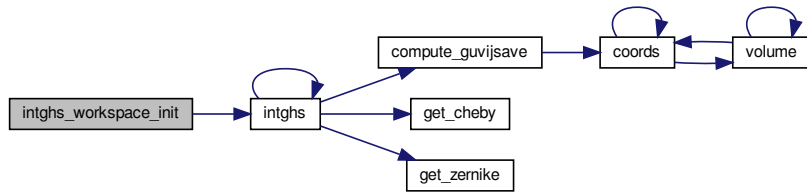
Parameters

<i>lvol</i>	
-------------	--

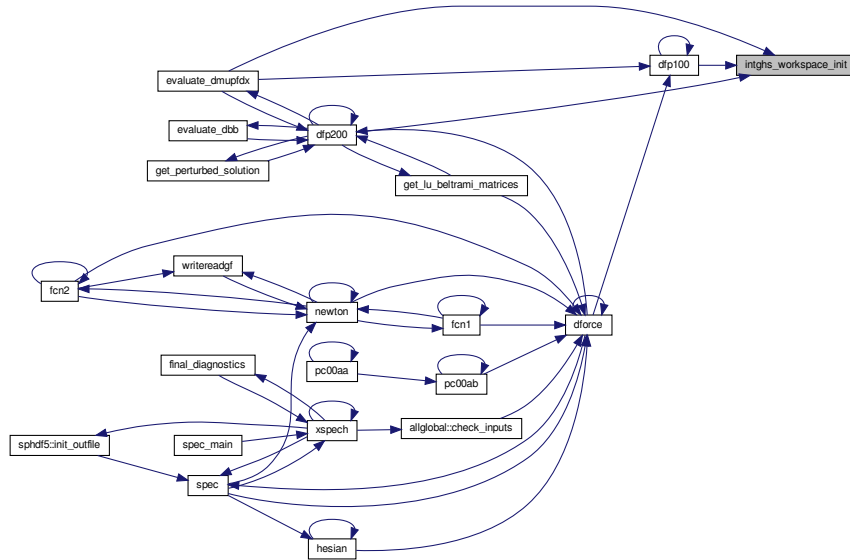
References [allglobal::cpus](#), [intghs\(\)](#), [allglobal::iquad](#), [inputlist::lrad](#), [allglobal::mn](#), [allglobal::mpi_comm_spec](#), [inputlist::mpol](#), [allglobal::myid](#), [allglobal::ncpu](#), [allglobal::ntz](#), [fileunits::ounit](#), [inputlist::wmacros](#), and [constants::zero](#).

Referenced by [dfp100\(\)](#), [dfp200\(\)](#), and [evaluate_dmpufdx\(\)](#).

Here is the call graph for this function:



Here is the caller graph for this function:



11.16 src/jo00aa.f90 File Reference

Measures error in Beltrami equation, $\nabla \times \mathbf{B} - \mu\mathbf{B}$.

Functions/Subroutines

- subroutine [jo00aa](#) (lvol, Ntz, lquad, mn)
Measures error in Beltrami equation, $\nabla \times \mathbf{B} - \mu\mathbf{B}$.

11.16.1 Detailed Description

Measures error in Beltrami equation, $\nabla \times \mathbf{B} - \mu\mathbf{B}$.

11.17 src/lforce.f90 File Reference

Computes B^2 , and the spectral condensation constraints if required, on the interfaces, \mathcal{I}_i .

Functions/Subroutines

- subroutine [lforce](#) (lvol, iocons, nderiv, Ntz, dBB, XX, YY, length, DDI, MMI, iflag)
Computes B^2 , and the spectral condensation constraints if required, on the interfaces, \mathcal{I}_i .

11.17.1 Detailed Description

Computes B^2 , and the spectral condensation constraints if required, on the interfaces, \mathcal{I}_i .

11.18 src/ma00aa.f90 File Reference

Calculates volume integrals of Chebyshev polynomials and metric element products.

Functions/Subroutines

- subroutine [ma00aa](#) (lquad, mn, lvol, lrad)
Calculates volume integrals of Chebyshev polynomials and metric element products.

11.18.1 Detailed Description

Calculates volume integrals of Chebyshev polynomials and metric element products.

11.19 src/ma02aa.f90 File Reference

Constructs Beltrami field in given volume consistent with flux, helicity, rotational-transform and/or parallel-current constraints.

Functions/Subroutines

- subroutine [ma02aa](#) (lvol, NN)
Constructs Beltrami field in given volume consistent with flux, helicity, rotational-transform and/or parallel-current constraints.

11.19.1 Detailed Description

Constructs Beltrami field in given volume consistent with flux, helicity, rotational-transform and/or parallel-current constraints.

11.20 src/matrix.f90 File Reference

Constructs energy and helicity matrices that represent the Beltrami linear system.

Functions/Subroutines

- subroutine [matrix](#) (lvol, mn, lrad)
*Constructs energy and helicity matrices that represent the Beltrami linear system.
gauge conditions*
- subroutine [matrixbg](#) (lvol, mn, lrad)

11.20.1 Detailed Description

Constructs energy and helicity matrices that represent the Beltrami linear system.

11.21 src/memory.f90 File Reference

memory management module

Functions/Subroutines

- subroutine [allocate_beltrami_matrices](#) (vvol, LcomputeDerivatives)
allocate Beltrami matrices
- subroutine [deallocate_beltrami_matrices](#) (LcomputeDerivatives)
deallocate Beltrami matrices
- subroutine [allocate_geometry_matrices](#) (vvol, LcomputeDerivatives)
allocate geometry matrices
- subroutine [deallocate_geometry_matrices](#) (LcomputeDerivatives)
deallocate geometry matrices

11.21.1 Detailed Description

memory management module

11.21.2 Function/Subroutine Documentation

11.21.2.1 [allocate_beltrami_matrices\(\)](#) `subroutine allocate_beltrami_matrices (`
`integer, intent(in) vvol,`
`logical, intent(in) LcomputeDerivatives)`

allocate Beltrami matrices

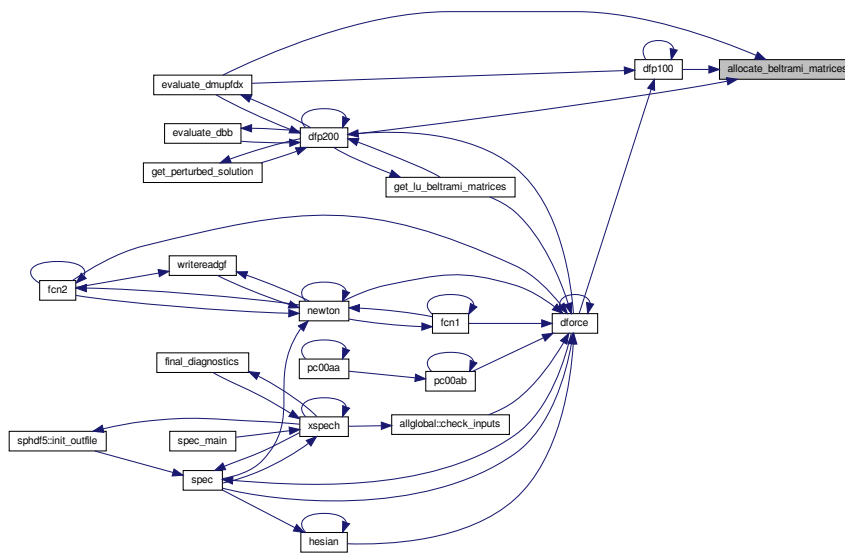
Parameters

<i>vvol</i>	
<i>LcomputeDerivatives</i>	

References [allglobal::adotx](#), [allglobal::ddotx](#), [allglobal::dma](#), [allglobal::dmas](#), [allglobal::dmb](#), [allglobal::dmd](#), [allglobal::dmds](#), [allglobal::dmg](#), [allglobal::idmas](#), [allglobal::jdmass](#), [allglobal::liluprecond](#), [allglobal::mbpsi](#), [allglobal::nadof](#), [allglobal::ndmasmax](#), [allglobal::notmatrixfree](#), [allglobal::solution](#), and [inputlist::wmacros](#).

Referenced by [dfp100\(\)](#), [dfp200\(\)](#), and [evaluate_dmupfdx\(\)](#).

Here is the caller graph for this function:



11.21.2.2 deallocate_beltrami_matrices() subroutine `deallocate_beltrami_matrices (logical, intent(in) LcomputeDerivatives)`

deallocate Beltrami matrices

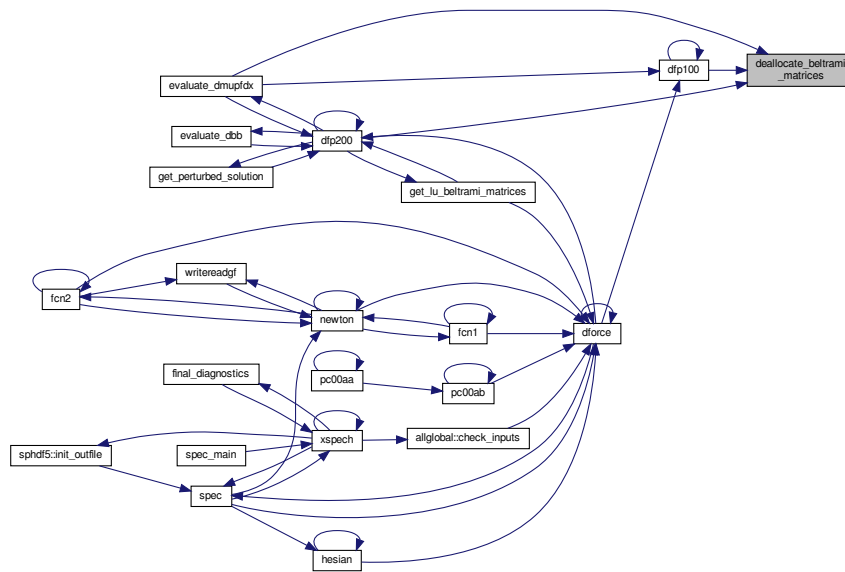
Parameters

<i>LcomputeDerivatives</i>	
----------------------------	--

References [allglobal::adotx](#), [allglobal::ddotx](#), [allglobal::dma](#), [allglobal::dmas](#), [allglobal::dmb](#), [allglobal::dmd](#), [allglobal::dmds](#), [allglobal::dmg](#), [allglobal::idmas](#), [allglobal::jdmass](#), [allglobal::liluprecond](#), [allglobal::mbpsi](#), [allglobal::notmatrixfree](#), [allglobal::solution](#), and [inputlist::wmacros](#).

Referenced by [dfp100\(\)](#), [dfp200\(\)](#), and [evaluate_dmupfdx\(\)](#).

Here is the caller graph for this function:



11.21.2.3 allocate_geometry_matrices() subroutine allocate_geometry_matrices (
integer vvol,
logical, intent(in) LcomputeDerivatives)

allocate geometry matrices

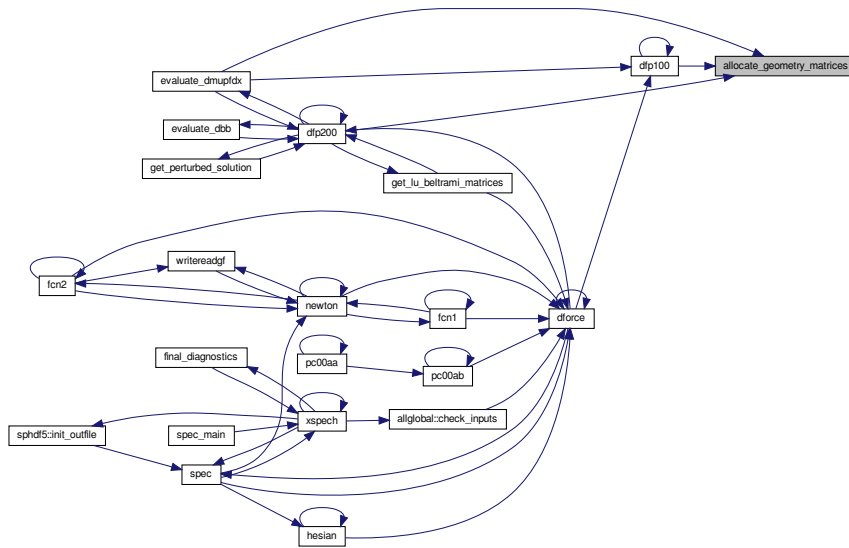
Parameters

vvol	
LcomputeDerivatives	

References [allglobal::ddttcc](#), [allglobal::ddttcs](#), [allglobal::ddttsc](#), [allglobal::ddttss](#), [allglobal::ddtzcc](#), [allglobal::ddtzcs](#), [allglobal::ddtzsc](#), [allglobal::ddtzss](#), [allglobal::ddzacc](#), [allglobal::ddzacs](#), [allglobal::ddzasc](#), [allglobal::ddzass](#), [allglobal::dtc](#), [allglobal::dtoocc](#), [allglobal::dtoocs](#), [allglobal::dtoosc](#), [allglobal::dtooss](#), [allglobal::dts](#), [allglobal::dzc](#), [allglobal::dzs](#), [allglobal::guvijsave](#), [allglobal::iquad](#), [allglobal::lcoordinatesingularity](#), [inputlist::lrad](#), [allglobal::mn](#), [inputlist::mpol](#), [allglobal::notstelsym](#), [allglobal::ntz](#), [allglobal::tdstcc](#), [allglobal::tdstcs](#), [allglobal::tdstsc](#), [allglobal::tdstss](#), [allglobal::tdszcc](#), [allglobal::tdszcs](#), [allglobal::tdszsc](#), [allglobal::tdszss](#), [allglobal::tsc](#), [allglobal::tss](#), [allglobal::ttc](#), [allglobal::tts](#), [allglobal::ttsscc](#), [allglobal::ttsscs](#), [allglobal::ttsssc](#), [allglobal::ttssss](#), [allglobal::tzc](#), [allglobal::tzs](#), [inputlist::wmacros](#), and [constants::zero](#).

Referenced by [dfp100\(\)](#), [dfp200\(\)](#), and [evaluate_dmupfdx\(\)](#).

Here is the caller graph for this function:



11.21.2.4 deallocate_geometry_matrices() subroutine deallocate_geometry_matrices (
 logical, intent(in) *LcomputeDerivatives*)

deallocate geometry matrices

Parameters

<i>LcomputeDerivatives</i>

References [allglobal::ddttcc](#), [allglobal::ddttcs](#), [allglobal::ddttsc](#), [allglobal::ddttss](#), [allglobal::ddtzcc](#), [allglobal::ddtzcs](#), [allglobal::ddtzsc](#), [allglobal::ddtzss](#), [allglobal::ddzcc](#), [allglobal::ddzcs](#), [allglobal::ddzsc](#), [allglobal::ddzss](#), [allglobal::dtc](#), [allglobal::dtoocc](#), [allglobal::dtoocs](#), [allglobal::dtoosc](#), [allglobal::dtooss](#), [allglobal::dts](#), [allglobal::dzc](#), [allglobal::dzs](#), [allglobal::guvijsave](#), [allglobal::lsavedguvij](#), [allglobal::notstellsym](#), [allglobal::tdstcc](#), [allglobal::tdstcs](#), [allglobal::tdstsc](#), [allglobal::tdstss](#), [allglobal::tdszcc](#), [allglobal::tdszcs](#), [allglobal::tdszsc](#), [allglobal::tdszss](#), [allglobal::tsc](#), [allglobal::tss](#), [allglobal::ttc](#), [allglobal::tts](#), [allglobal::ttsscc](#), [allglobal::ttsscs](#), [allglobal::ttsssc](#), [allglobal::ttssss](#), [allglobal::tzc](#), [allglobal::tzs](#), [inputlist::wmacros](#), and [constants::zero](#).

Referenced by [dfp100\(\)](#), [dfp200\(\)](#), and [evaluate_dmupfdx\(\)](#).

Functions/Subroutines

- subroutine `mp00ac` (Ndof, Xdof, Fdof, Ddof, Ldfjac, iflag)
*Solves Beltrami/vacuum (linear) system, given matrices.
unpacking fluxes, helicity multiplier*
- subroutine `rungmres` (n, nrestart, mu, vvol, rhs, sol, ipar, fpar, wk, nw, guess, a, au, jau, ju, iperm, ierr)
run GMRES
- subroutine `matvec` (n, x, ax, a, mu, vvol)
compute a.x by either by computing it directly, or using a matrix free method
- subroutine `prec_solve` (n, vecin, vecout, au, jau, ju, iperm)
apply the preconditioner

11.23.1 Detailed Description

Solves Beltrami/vacuum (linear) system, given matrices.

11.23.2 Function/Subroutine Documentation

11.23.2.1 `rungmres()` subroutine `rungmres` (
integer *n*,
integer *nrestart*,
real *mu*,
integer *vvol*,
real, dimension(1:n) *rhs*,
real, dimension(1:n) *sol*,
integer, dimension(16) *ipar*,
real, dimension(16) *fpar*,
real, dimension(1:nw) *wk*,
integer *nw*,
real, dimension(n) *guess*,
real, dimension(*) *a*,
real, dimension(*) *au*,
integer, dimension(*) *jau*,
integer, dimension(*) *ju*,
integer, dimension(*) *iperm*,
integer *ierr*)

run GMRES

Parameters

<i>n</i>	
<i>nrestart</i>	
<i>mu</i>	
<i>vvol</i>	
<i>rhs</i>	
<i>sol</i>	
<i>ipar</i>	
<i>fpar</i>	
<i>wk</i>	

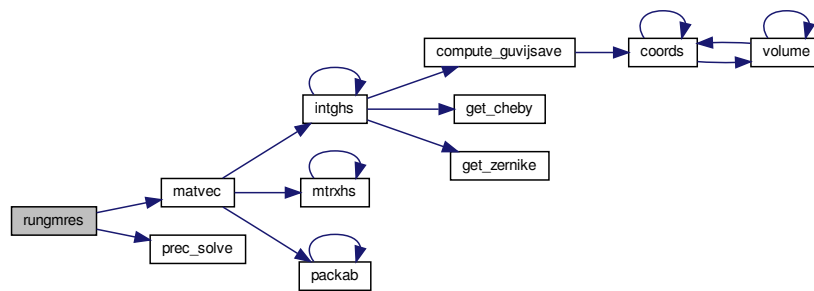
Parameters

<i>nw</i>	
<i>guess</i>	
<i>a</i>	
<i>au</i>	
<i>jau</i>	
<i>ju</i>	
<i>iperm</i>	
<i>ierr</i>	

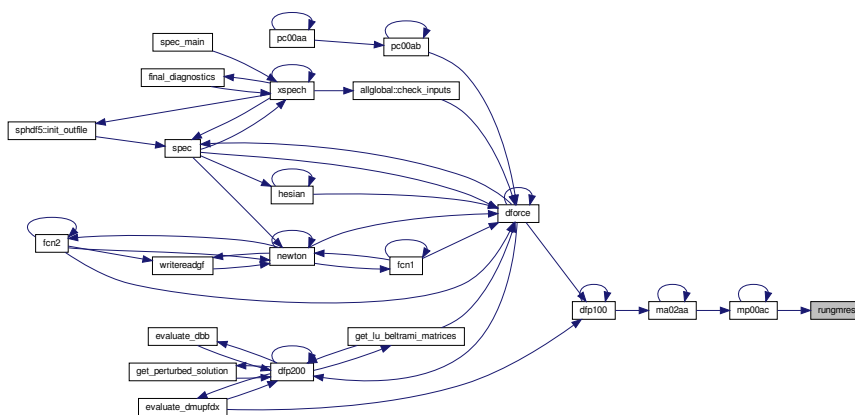
References [inputlist::epsgmres](#), [allglobal::liluprecond](#), [matvec\(\)](#), [inputlist::nitergmres](#), [constants::one](#), [prec_solve\(\)](#), and [constants::zero](#).

Referenced by [mp00ac\(\)](#).

Here is the call graph for this function:



Here is the caller graph for this function:



11.23.2.2 matvec() subroutine matvec (
integer, intent(in) *n*,
real, dimension(1:n) *x*,
real, dimension(1:n) *ax*,
real, dimension(*) *a*,
real *mu*,
integer, intent(in) *vvol*)

compute *a.x* by either by computing it directly, or using a matrix free method

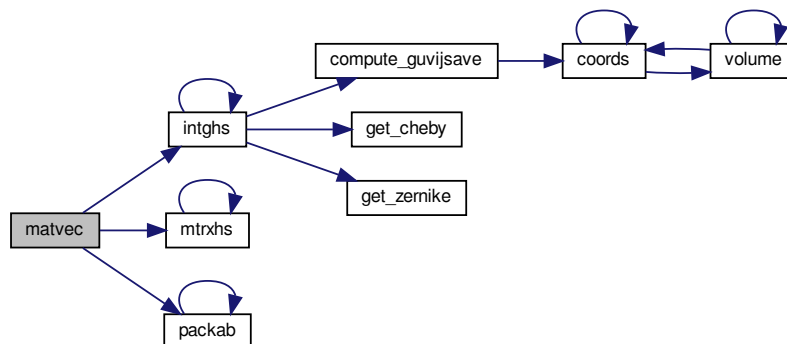
Parameters

<i>n</i>	
<i>x</i>	
<i>ax</i>	
<i>a</i>	
<i>mu</i>	
<i>vvol</i>	

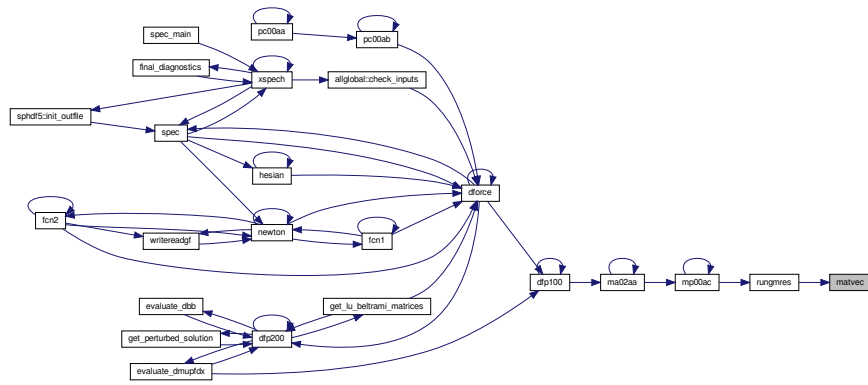
References [allglobal::dmd](#), [intghs\(\)](#), [allglobal::iquad](#), [inputlist::lrad](#), [allglobal::mn](#), [mtrxhs\(\)](#), [allglobal::notmatrixfree](#), [constants::one](#), [packab\(\)](#), and [constants::zero](#).

Referenced by [rungmres\(\)](#).

Here is the call graph for this function:



Here is the caller graph for this function:



```

11.23.2.3 prec_solve() subroutine prec_solve (
    integer n,
    real, dimension(*) vecin,
    real, dimension(*) vecout,
    real, dimension(*) au,
    integer, dimension(*) jau,
    integer, dimension(*) ju,
    integer, dimension(*) iperm )

```

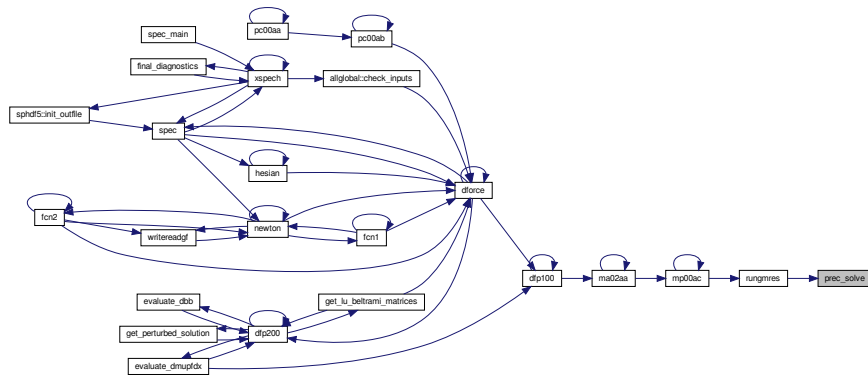
apply the preconditioner

Parameters

<i>n</i>	
<i>vecin</i>	
<i>vecout</i>	
<i>au</i>	
<i>jau</i>	
<i>ju</i>	
<i>iperm</i>	

Referenced by [rungmres\(\)](#).

Here is the caller graph for this function:



11.24 src/mtrxhs.f90 File Reference

Constructs matrices that represent the Beltrami linear system, matrix-free.

Functions/Subroutines

- subroutine [mtrxhs](#) (lvol, mn, lrad, resultA, resultD, idx)
Constructs matrices that represent the Beltrami linear system, matrix-free.

11.24.1 Detailed Description

Constructs matrices that represent the Beltrami linear system, matrix-free.

11.25 src/newton.f90 File Reference

Employs Newton method to find $\mathbf{F}(\mathbf{x}) = 0$, where $\mathbf{x} \equiv \{\text{geometry}\}$ and \mathbf{F} is defined in [dforce\(\)](#).

Modules

- module [newtonime](#)
timing of Newton iterations

Functions/Subroutines

- subroutine [newton](#) (NGdof, position, ihybrd)
Employs Newton method to find $\mathbf{F}(\mathbf{x}) = 0$, where $\mathbf{x} \equiv \{\text{geometry}\}$ and \mathbf{F} is defined in [dforce\(\)](#).
- subroutine [writereadgf](#) (readorwrite, NGdof, ireadhessian)
read or write force-derivative matrix .ext.sp.DF
- subroutine [fcn1](#) (NGdof, xx, fvec, irevcn)
Objective to be given to the Newton solver, using only function values.
- subroutine [fcn2](#) (NGdof, xx, fvec, fjac, Ldfjac, irevcn)
Objective to be given to the Newton solver, using function values and derivatives.

Variables

- integer **newtontime::nfcalls**
number of calls to get function values (?)
- integer **newtontime::ndcalls**
number of calls to get derivative values (?)
- real **newtontime::lastcpu**
last CPU that called this (?)

11.25.1 Detailed Description

Employs Newton method to find $\mathbf{F}(\mathbf{x}) = 0$, where $\mathbf{x} \equiv \{\text{geometry}\}$ and \mathbf{F} is defined in [dforce\(\)](#) .

11.26 src/packab.f90 File Reference

Packs, and unpacks, Beltrami field solution vector; $\mathbf{a} \equiv \{A_{\theta,e,i,l}, A_{\zeta,e,i,l}, \text{etc.}\}$.

Functions/Subroutines

- subroutine [packab](#) (packorunpack, lvol, NN, solution, nderiv)
Packs and unpacks Beltrami field solution vector.

11.26.1 Detailed Description

Packs, and unpacks, Beltrami field solution vector; $\mathbf{a} \equiv \{A_{\theta,e,i,l}, A_{\zeta,e,i,l}, \text{etc.}\}$.

11.27 src/packxi.f90 File Reference

Packs, and unpacks, geometrical degrees of freedom; and sets coordinate axis.

Functions/Subroutines

- subroutine [packxi](#) (NGdof, position, Mvol, mn, iRbc, iZbs, iRbs, iZbc, packorunpack, LComputeDerivatives, LComputeAxis)
Packs, and unpacks, geometrical degrees of freedom; and sets coordinate axis.

11.27.1 Detailed Description

Packs, and unpacks, geometrical degrees of freedom; and sets coordinate axis.

11.28 src/pc00aa.f90 File Reference

Use preconditioned conjugate gradient method to find minimum of energy functional.

Functions/Subroutines

- subroutine [pc00aa](#) (NGdof, position, Nvol, mn, ie04dgf)
Use preconditioned conjugate gradient method to find minimum of energy functional.

11.28.1 Detailed Description

Use preconditioned conjugate gradient method to find minimum of energy functional.

11.29 src/pc00ab.f90 File Reference

Returns the energy functional and it's derivatives with respect to geometry.

Functions/Subroutines

- subroutine [pc00ab](#) (mode, NGdof, Position, Energy, Gradient, nstate, iuser, ruser)
Returns the energy functional and it's derivatives with respect to geometry.

11.29.1 Detailed Description

Returns the energy functional and it's derivatives with respect to geometry.

11.30 src/pp00aa.f90 File Reference

Constructs Poincaré plot and "approximate" rotational-transform (driver).

Functions/Subroutines

- subroutine [pp00aa](#)
Constructs Poincaré plot and "approximate" rotational-transform (driver).

11.30.1 Detailed Description

Constructs Poincaré plot and "approximate" rotational-transform (driver).

11.31 src/pp00ab.f90 File Reference

Follows magnetic fieldline using ode-integration routine from rksuite.f .

Functions/Subroutines

- subroutine [pp00ab](#) (lvol, sti, Nz, nPpts, poincaredata, fittedtransform, utflag)
Constructs Poincaré plot and "approximate" rotational-transform (for single field line).

11.31.1 Detailed Description

Follows magnetic fieldline using ode-integration routine from rksuite.f .

11.32 src/preset.f90 File Reference

Allocates and initializes internal arrays.

Functions/Subroutines

- subroutine [preset](#)
Allocates and initializes internal arrays.

11.32.1 Detailed Description

Allocates and initializes internal arrays.

11.33 src/ra00aa.f90 File Reference

Writes vector potential to .ext.sp.A .

Functions/Subroutines

- subroutine [ra00aa](#) (writeorread)
Writes vector potential to .ext.sp.A .

11.33.1 Detailed Description

Writes vector potential to .ext.sp.A .

11.34 src/rzaxis.f90 File Reference

The coordinate axis is assigned via a poloidal average over an arbitrary surface.

Functions/Subroutines

- subroutine [rzaxis](#) (Mvol, mn, inRbc, inZbs, inRbs, inZbc, ivol, LcomputeDerivatives)
The coordinate axis is assigned via a poloidal average over an arbitrary surface.
- subroutine [fndiff_rzaxis](#) (Mvol, mn, ivol, jRbc, jRbs, jZbc, JZbs, imn, irz, issym)

11.34.1 Detailed Description

The coordinate axis is assigned via a poloidal average over an arbitrary surface.

11.35 src/sphdf5.f90 File Reference

Writes all the output information to `ext.sp.h5`.

Modules

- module `sphdf5`
writing the HDF5 output file

Functions/Subroutines

- subroutine `sphdf5::init_outfile`
Initialize the interface to the HDF5 library and open the output file.
- subroutine `sphdf5::mirror_input_to_outfile`
Mirror input variables into output file.
- subroutine `sphdf5::init_convergence_output`
Prepare convergence evolution output.
- subroutine `sphdf5::write_convergence_output` (nDcalls, ForceErr)
Write convergence output (evolution of interface geometry, force, etc).
- subroutine `sphdf5::write_grid`
Write the magnetic field on a grid.
- subroutine `sphdf5::initflt_output` (numTrajTotal)
Initialize field line tracing output group and create array datasets.
- subroutine `sphdf5::write_poincare` (offset, data, success)
Write a hyperslab of Poincare data corresponding to the output of one parallel worker.
- subroutine `sphdf5::write_transform` (offset, length, lvol, diotadxup, fiota)
Write the rotational transform output from field line following.
- subroutine `sphdf5::finalizeflt_output`
Finalize Poincare output.
- subroutine `sphdf5::write_vector_potential` (sumLrad, allAte, allAze, allAto, allAzo)
Write the magnetic vector potential Fourier harmonics to the output file group `/vector_potential`.
- subroutine `sphdf5::write_stability` (ohessian, evalr, evali, evecr, NGdof)
Write the final state of the equilibrium to the output file.
- subroutine `sphdf5::hdfint`
- subroutine `sphdf5::finish_outfile`
Close all open HDF5 objects (we know of) and list any remaining still-open objects.

Variables

- logical, parameter `sphdf5::hdfdebug` = `.false.`
global flag to enable verbal diarrhea commenting HDF5 operations
- integer, parameter `sphdf5::internalhdf5msg` = 0
1: print internal HDF5 error messages; 0: only error messages from `sphdf5`
- integer `sphdf5::hdfier`
error flag for HDF5 library
- integer `sphdf5::rank`
rank of data to write using macros
- integer(hid_t) `sphdf5::file_id`
default file ID used in macros

- integer(hid_t) **sphdf5::space_id**
default dataspace ID used in macros
- integer(hid_t) **sphdf5::dset_id**
default dataset ID used in macros
- integer(hsize_t), dimension(1:1) **sphdf5::onedims**
dimension specifier for one-dimensional data used in macros
- integer(hsize_t), dimension(1:2) **sphdf5::twodims**
dimension specifier for two-dimensional data used in macros
- integer(hsize_t), dimension(1:3) **sphdf5::threedims**
dimension specifier for three-dimensional data used in macros
- logical **sphdf5::grp_exists**
flags used to signal if a group already exists
- logical **sphdf5::var_exists**
flags used to signal if a variable already exists
- integer(hid_t) **sphdf5::iteration_dset_id**
Dataset identifier for "iteration".
- integer(hid_t) **sphdf5::dataspace**
dataspace for extension by 1 iteration object
- integer(hid_t) **sphdf5::memspace**
memspace for extension by 1 iteration object
- integer(hsize_t), dimension(1) **sphdf5::old_data_dims**
current dimensions of "iterations" dataset
- integer(hsize_t), dimension(1) **sphdf5::data_dims**
new dimensions for "iterations" dataset
- integer(hsize_t), dimension(1) **sphdf5::max_dims**
maximum dimensions for "iterations" dataset
- integer(hid_t) **sphdf5::plist_id**
Property list identifier used to activate dataset transfer property.
- integer(hid_t) **sphdf5::dt_ndcalls_id**
Memory datatype identifier (for "nDcalls" dataset in "/iterations")
- integer(hid_t) **sphdf5::dt_energy_id**
Memory datatype identifier (for "Energy" dataset in "/iterations")
- integer(hid_t) **sphdf5::dt_forceerr_id**
Memory datatype identifier (for "ForceErr" dataset in "/iterations")
- integer(hid_t) **sphdf5::dt_betatotal_id**
Memory datatype identifier (for "ForceErr" dataset in "/iterations")
- integer(hid_t) **sphdf5::dt_irbc_id**
Memory datatype identifier (for "iRbc" dataset in "/iterations")
- integer(hid_t) **sphdf5::dt_izbs_id**
Memory datatype identifier (for "iZbs" dataset in "/iterations")
- integer(hid_t) **sphdf5::dt_irbs_id**
Memory datatype identifier (for "iRbs" dataset in "/iterations")
- integer(hid_t) **sphdf5::dt_izbc_id**
Memory datatype identifier (for "iZbc" dataset in "/iterations")
- integer, parameter **sphdf5::rankp** =3
rank of Poincare data
- integer, parameter **sphdf5::rankt** =2
rank of rotational transform data
- integer(hid_t) **sphdf5::grppoincare**
group for Poincare data
- integer(hid_t) **sphdf5::dset_id_t**

- Dataset identifier for θ coordinate of field line following.*

 - integer(hid_t) **sphdf5::dset_id_s**
- Dataset identifier for s coordinate of field line following.*

 - integer(hid_t) **sphdf5::dset_id_r**
- Dataset identifier for R coordinate of field line following.*

 - integer(hid_t) **sphdf5::dset_id_z**
- Dataset identifier for Z coordinate of field line following.*

 - integer(hid_t) **sphdf5::dset_id_success**
- Dataset identifier for success flag of trajectories to follow.*

 - integer(hid_t) **sphdf5::filespace_t**
- Dataspace identifier in file for θ coordinate of field line following.*

 - integer(hid_t) **sphdf5::filespace_s**
- Dataspace identifier in file for s coordinate of field line following.*

 - integer(hid_t) **sphdf5::filespace_r**
- Dataspace identifier in file for R coordinate of field line following.*

 - integer(hid_t) **sphdf5::filespace_z**
- Dataspace identifier in file for Z coordinate of field line following.*

 - integer(hid_t) **sphdf5::filespace_success**
- Dataspace identifier in file for success flag of trajectories to follow.*

 - integer(hid_t) **sphdf5::memspace_t**
- Dataspace identifier in memory for θ coordinate of field line following.*

 - integer(hid_t) **sphdf5::memspace_s**
- Dataspace identifier in memory for s coordinate of field line following.*

 - integer(hid_t) **sphdf5::memspace_r**
- Dataspace identifier in memory for R coordinate of field line following.*

 - integer(hid_t) **sphdf5::memspace_z**
- Dataspace identifier in memory for Z coordinate of field line following.*

 - integer(hid_t) **sphdf5::memspace_success**
- Dataspace identifier in memory for success flag of trajectories to follow.*

 - integer(hid_t) **sphdf5::grptransform**

group for rotational transform data
- integer(hid_t) **sphdf5::dset_id_diotadxup**

Dataset identifier for diotadxup (derivative of rotational transform ?)
- integer(hid_t) **sphdf5::dset_id_fiota**

Dataset identifier for fiota (rotational transform ?)
- integer(hid_t) **sphdf5::filespace_diotadxup**

Dataspace identifier in file for diotadxup.
- integer(hid_t) **sphdf5::filespace_fiota**

Dataspace identifier in file for fiota.
- integer(hid_t) **sphdf5::memspace_diotadxup**

Dataspace identifier in memory for diotadxup.
- integer(hid_t) **sphdf5::memspace_fiota**

Dataspace identifier in memory for fiota.
- character(len=15), parameter **sphdf5::aname** = "description"

Attribute name for descriptive info.
- integer(hid_t) **sphdf5::attr_id**

Attribute identifier.
- integer(hid_t) **sphdf5::aspace_id**

Attribute Dataspace identifier.
- integer(hid_t) **sphdf5::atype_id**

Attribute Datatype identifier.

- integer, parameter **sphdf5::arank** = 1
Attribute rank.
- integer(hsize_t), dimension(arank) **sphdf5::adims** = (/1/)
Attribute dimension.
- integer(size_t) **sphdf5::attrlen**
Length of the attribute string.
- character(len=:), allocatable **sphdf5::attr_data**
Attribute data.

11.35.1 Detailed Description

Writes all the output information to `ext.sp.h5`.

If the output file already exists, it will be deleted and replaced by an empty one, which gets filled in with the updated data. All calls to the HDF5 API are filtered to only happen from MPI rank-0 to be able to use the serial HDF5 library. Parallel HDF5 was considered in the past, but abandoned due to very subtle and irreproducible errors.

11.36 src/spsint.f90 File Reference

Calculates volume integrals of Chebyshev-polynomials and metric elements for preconditioner.

Functions/Subroutines

- subroutine [spsint](#) (lquad, mn, lvol, lrad)
Calculates volume integrals of Chebyshev-polynomials and metric elements for preconditioner.

11.36.1 Detailed Description

Calculates volume integrals of Chebyshev-polynomials and metric elements for preconditioner.

11.37 src/spsmat.f90 File Reference

Constructs matrices for the preconditioner.

Functions/Subroutines

- subroutine [spsmat](#) (lvol, mn, lrad)
Constructs matrices for the preconditioner.
- subroutine [push_back](#) (iq, nq, NN, vA, vD, vjA, qA, qD, qjA)
push a new element at the back of the queue
- subroutine [clean_queue](#) (nq, NN, qA, qD, qjA)
clean the queue
- subroutine [addline](#) (nq, NN, qA, qD, qjA, ns, nrow, dMAS, dMDS, jdMAS, idMAS)
add the content from the queue to the real matrices

11.37.1 Detailed Description

Constructs matrices for the preconditioner.

11.37.2 Function/Subroutine Documentation

11.37.2.1 push_back() subroutine push_back (
integer, intent(in) *iq*,
integer, dimension(4), intent(inout) *nq*,
integer, intent(in) *NN*,
real, intent(in) *vA*,
real, intent(in) *vD*,
integer, intent(in) *vjA*,
real, dimension(nn,4), intent(inout) *qA*,
real, dimension(nn,4), intent(inout) *qD*,
integer, dimension(nn,4), intent(inout) *qjA*)

push a new element at the back of the queue

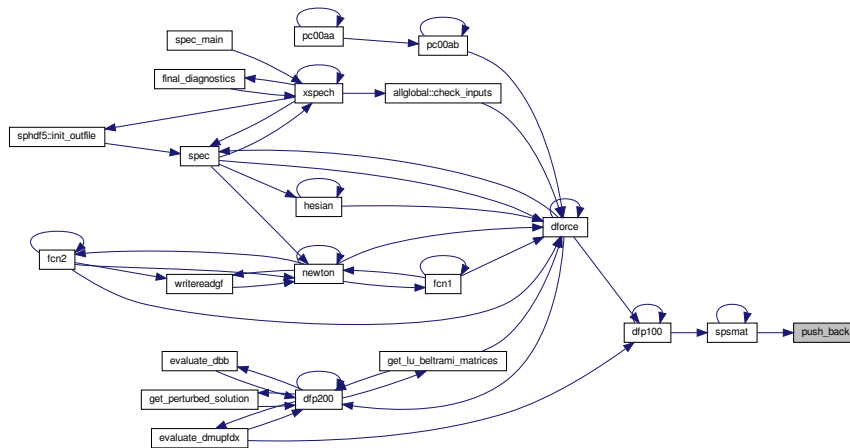
Parameters

<i>iq</i>	
<i>nq</i>	
<i>NN</i>	
<i>vA</i>	
<i>vD</i>	
<i>vjA</i>	
<i>qA</i>	
<i>qD</i>	
<i>qjA</i>	

References [constants::zero](#).

Referenced by [spsmat\(\)](#).

Here is the caller graph for this function:



```

11.37.2.2 clean_queue() subroutine clean_queue (
    integer, dimension(4), intent(inout) nq,
    integer, intent(in) NN,
    real, dimension(nn,4), intent(inout) qA,
    real, dimension(nn,4), intent(inout) qD,
    integer, dimension(nn,4), intent(inout) qjA )
  
```

clean the queue

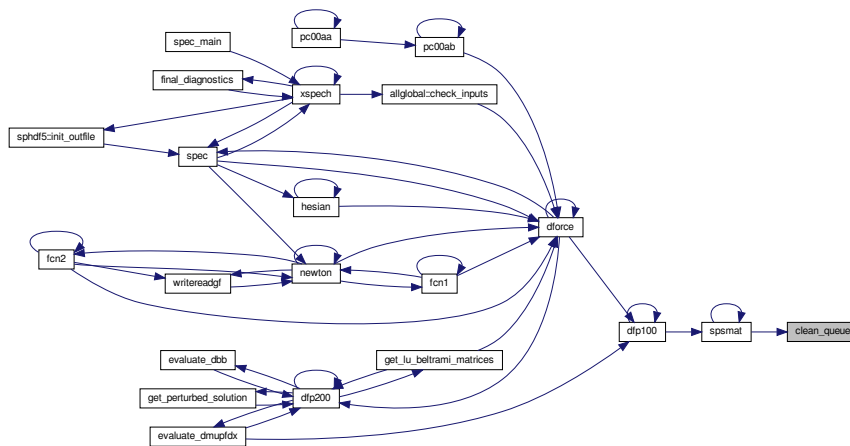
Parameters

<i>nq</i>	
<i>NN</i>	
<i>qA</i>	
<i>qD</i>	
<i>qjA</i>	

References [constants::zero](#).

Referenced by [spsmat\(\)](#).

Here is the caller graph for this function:



```

11.37.2.3 addline() subroutine addline (
    integer, dimension(4), intent(inout) nq,
    integer, intent(inout) NN,
    real, dimension(nn,4), intent(inout) qA,
    real, dimension(nn,4), intent(inout) qD,
    integer, dimension(nn,4), intent(inout) qjA,
    integer, intent(inout) ns,
    integer, intent(inout) nrow,
    real, dimension(*) dMAS,
    real, dimension(*) dMDS,
    integer, dimension(*) jdMAS,
    integer, dimension(*) idMAS )

```

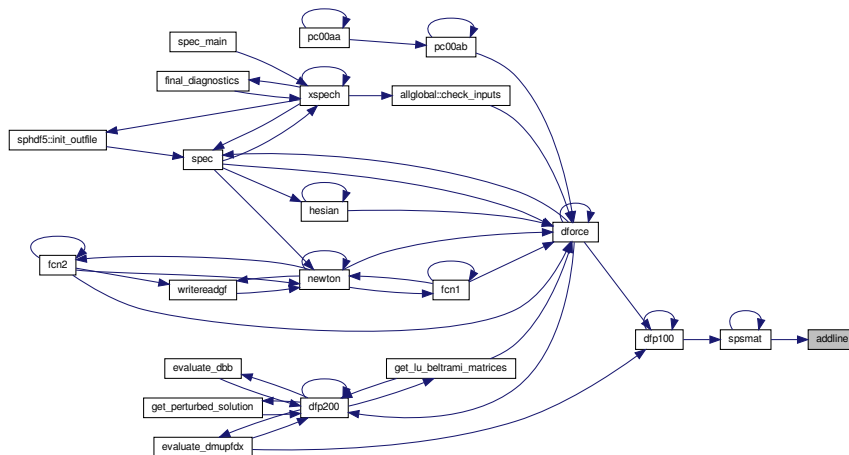
add the content from the queue to the real matrices

Parameters

<i>nq</i>	
<i>NN</i>	
<i>qA</i>	
<i>qD</i>	
<i>qjA</i>	
<i>ns</i>	
<i>nrow</i>	
<i>dMAS</i>	
<i>dMDS</i>	
<i>jdMAS</i>	
<i>idMAS</i>	

Referenced by [spsmat\(\)](#).

Here is the caller graph for this function:



11.38 src/stzxyz.f90 File Reference

Calculates coordinates, $\mathbf{x}(s, \theta, \zeta) \equiv R \mathbf{e}_R + Z \mathbf{e}_Z$, and metrics, at given (s, θ, ζ) .

Functions/Subroutines

- subroutine [stzxyz](#) (lvol, stz, RpZ)
Calculates coordinates, $\mathbf{x}(s, \theta, \zeta) \equiv R \mathbf{e}_R + Z \mathbf{e}_Z$, and metrics, at given (s, θ, ζ) .

11.38.1 Detailed Description

Calculates coordinates, $\mathbf{x}(s, \theta, \zeta) \equiv R \mathbf{e}_R + Z \mathbf{e}_Z$, and metrics, at given (s, θ, ζ) .

11.39 src/tr00ab.f90 File Reference

Calculates rotational transform given an arbitrary tangential field.

Functions/Subroutines

- subroutine [tr00ab](#) (lvol, mn, NN, Nt, Nz, iflag, Idiota)
Calculates rotational transform given an arbitrary tangential field.

11.39.1 Detailed Description

Calculates rotational transform given an arbitrary tangential field.

11.40 src/volume.f90 File Reference

Computes volume of each region; and, if required, the derivatives of the volume with respect to the interface geometry.

Functions/Subroutines

- subroutine [volume](#) (lvol, vflag)

Computes volume of each region; and, if required, the derivatives of the volume with respect to the interface geometry.

11.40.1 Detailed Description

Computes volume of each region; and, if required, the derivatives of the volume with respect to the interface geometry.

11.41 src/wa00aa.f90 File Reference

Constructs smooth approximation to wall.

Modules

- module [laplaces](#)

...todo...

Functions/Subroutines

- subroutine [wa00aa](#) (iwa00aa)
Constructs smooth approximation to wall.
- subroutine [vacuumphi](#) (Nconstraints, rho, fvec, iflag)
Compute vacuum magnetic scalar potential (?)

Variables

- logical **laplaces::stage1**
what is this ?
- logical **laplaces::exterior**
what is this ?
- logical **laplaces::dorm**
what is this ?
- integer **laplaces::nintervals**
what is this ?
- integer **laplaces::nsegments**
what is this ?
- integer **laplaces::ic**
what is this ?
- integer **laplaces::np4**

- what is this ?*
- integer **laplaces::np1**
what is this ?
- integer, dimension(:), allocatable **laplaces::icint**
what is this ?
- real **laplaces::originalalpha**
what is this ?
- real, dimension(:), allocatable **laplaces::xpoly**
what is this ?
- real, dimension(:), allocatable **laplaces::ypoly**
what is this ?
- real, dimension(:), allocatable **laplaces::phi**
what is this ?
- real, dimension(:), allocatable **laplaces::phid**
what is this ?
- real, dimension(:,:), allocatable **laplaces::cc**
what is this ?
- integer **laplaces::ilength**
what is this ?
- real **laplaces::totallength**
what is this ?
- integer **laplaces::niterations**
counter; eventually redundant; 24 Oct 12;
- integer **laplaces::iangle**
angle ; eventually redundant; 24 Oct 12;
- real **laplaces::rmid**
used to define local polar coordinate; eventually redundant; 24 Oct 12;
- real **laplaces::zmid**
used to define local polar coordinate; eventually redundant; 24 Oct 12;
- real **laplaces::alpha**
eventually redundant; 24 Oct 12;

11.41.1 Detailed Description

Constructs smooth approximation to wall.

11.42 src/xspech.f90 File Reference

Main program.

Functions/Subroutines

- program [spec_main](#)
Main program of SPEC.
- subroutine [xspech](#)
Main subroutine of SPEC.
- subroutine [read_command_args](#)
Read command-line arguments; in particular, determine input file (name or extension).
- subroutine [spec](#)
This is the main "driver" for the physics part of SPEC.
- subroutine [final_diagnostics](#)
Final diagnostics.
- subroutine **ending**
Closes output files, writes screen summary.

11.42.1 Detailed Description

Main program.

11.42.2 Function/Subroutine Documentation

11.42.2.1 spec_main() program spec_main

Main program of SPEC.

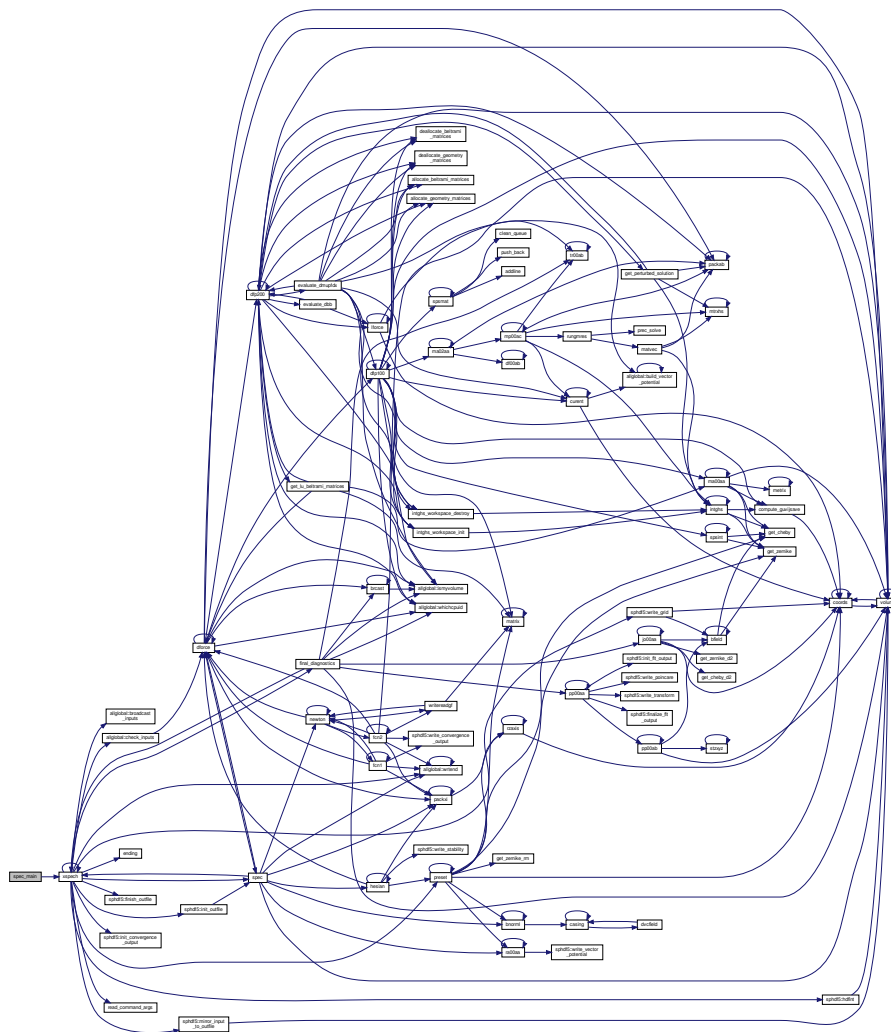
This only calls the xpech() subroutine to do a stand-alone SPEC run.

Returns

none

References [xspech\(\)](#).

Here is the call graph for this function:



11.42.2.2 `xspech()` subroutine `xspech`

Main subroutine of SPEC.

This orchestrates a stand-alone SPEC run:

- read the input file
- solve the MRxMHD equilibrium (see [spec\(\)](#))
- run some diagnostics on the results
- write the output file(s)

reading input, allocating global variables

- The input namelists and geometry are read in via a call to `readin()` . A full description of the required input is given in [global.f90](#) .
- Most internal variables, global memory etc., are allocated in [preset\(\)](#) .
- All quantities in the input file are mirrored into the output file's group `/input` .

preparing output file group iterations

- The group `/iterations` is created in the output file. This group contains the interface geometry at each iteration, which is useful for constructing movies illustrating the convergence. The data structure in use is an unlimited array of the following compound datatype:

```
DATATYPE H5T_COMPOUND {
  H5T_NATIVE_INTEGER "nDcalls";
  H5T_NATIVE_DOUBLE "Energy";
  H5T_NATIVE_DOUBLE "ForceErr";
  H5T_ARRAY { [Mvol+1][mn] H5T_NATIVE_DOUBLE } "iRbc";
  H5T_ARRAY { [Mvol+1][mn] H5T_NATIVE_DOUBLE } "iZbs";
  H5T_ARRAY { [Mvol+1][mn] H5T_NATIVE_DOUBLE } "iRbs";
  H5T_ARRAY { [Mvol+1][mn] H5T_NATIVE_DOUBLE } "iZbc";
}
```

restart files

- [wrtend\(\)](#) is called to write the restart files.

References [allglobal::broadcast_inputs\(\)](#), [allglobal::check_inputs\(\)](#), [allglobal::cpus](#), [ending\(\)](#), [final_diagnostics\(\)](#), [sphdf5::finish_outfile\(\)](#), [sphdf5::hdfint\(\)](#), [sphdf5::init_convergence_output\(\)](#), [sphdf5::init_outfile\(\)](#), [numerical::machprec](#), [sphdf5::mirror_input_to_outfile\(\)](#), [allglobal::mpi_comm_spec](#), [allglobal::myid](#), [allglobal::ncpu](#), [fileunits::ounit](#), [preset\(\)](#), [read_command_args\(\)](#), [numerical::small](#), [spec\(\)](#), [numerical::vsmall](#), [sphdf5::write_grid\(\)](#), [allglobal::wrtend\(\)](#), and [xspech\(\)](#).

Referenced by [final_diagnostics\(\)](#), [spec\(\)](#), [spec_main\(\)](#), and [xspech\(\)](#).

- If `Ladiabatic.eq.0`, then the "adiabatic constants" in each region, P_v , are calculated as

$$P_v \equiv p_v V_v^\gamma, \quad (262)$$

where $p_v \equiv \text{pressure}(vvol)$, the volume V_v of each region is computed by `volume()`, and the adiabatic index $\gamma \equiv \text{gamma}$.

solving force-balance

- If there are geometrical degrees of freedom, i.e. if `NGdof.gt.0`, then
 - **Todo** If `Lminimize.eq.1`, call `pc00aa()` to find minimum of energy functional using quasi-Newton, preconditioned conjugate gradient method, E04DGF
 - If `Lfindzero.gt.0`, call `newton()` to find extremum of constrained energy functional using a Newton method, C05PDF.

post diagnostics

- The pressure is computed from the adiabatic constants from Eqn. (262), i.e. $p = P/V^\gamma$.
- The Beltrami/vacuum fields in each region are re-calculated using `dforce()`.
- If `Lcheck.eq.5.or.LHevalues.or.LHevectors.or.Lperturbed.eq.1`, then the force-gradient matrix is examined using `hesian()`.

free-boundary: re-computing normal field

- If `Lfreebound.eq.1` and `Lfindzero.gt.0` and `mfreeits.ne.0`, then the magnetic field at the computational boundary produced by the plasma currents is computed using `bnorml()`.
- The "new" magnetic field at the computational boundary produced by the plasma currents is updated using a Picard scheme:

$$\text{Bns}_i^j = \lambda \text{Bns}_i^{j-1} + (1 - \lambda) \text{Bns}_i, \quad (263)$$

where j labels free-boundary iterations, the "blending parameter" is $\lambda \equiv \text{gBnbld}$, and Bns_i is computed by virtual casing. The subscript "\$i\$" labels Fourier harmonics.

- If the new (unblended) normal field is *not* sufficiently close to the old normal field, as quantified by `gBntol`, then the free-boundary iterations continue. This is quantified by

$$\sum_i |\text{Bns}_i^{j-1} - \text{Bns}_i|/N, \quad (264)$$

where N is the total number of Fourier harmonics.

- There are several choices that are available:
 - if `mfreeits=-2`: the vacuum magnetic field (really, the normal component of the field produced by the external currents at the computational boundary) required to hold the given equilibrium is written to file. This information is required as input by FOCUS [19] for example. (This option probably needs to be revised.)
 - if `mfreeits=-1`: after the plasma field is computed by virtual casing, the vacuum magnetic field is set to exactly balance the plasma field (again, we are really talking about the normal component at the computational boundary.) This will ensure that the computational boundary itself is a flux surface of the total magnetic field.

- if `mfreeits=0` : the plasma field at the computational boundary is not updated; no "free-boundary" iterations take place.
- if `mfreeits>0` : the plasma field at the computational boundary is updated according to the above blending Eqn. (263), and the free-boundary iterations will continue until either the tolerance condition is met (see `gBntol` and Eqn. (264)) or the maximum number of free-boundary iterations, namely `mfreeits`, is reached. For this case, `Lzerovac` is relevant: if `Lzerovac=1`, then the vacuum field is set equal to the normal field at every iteration, which results in the computational boundary being a flux surface. (I am not sure if this is identical to setting `mfreeits=-1`; the logic etc. needs to be revised.)

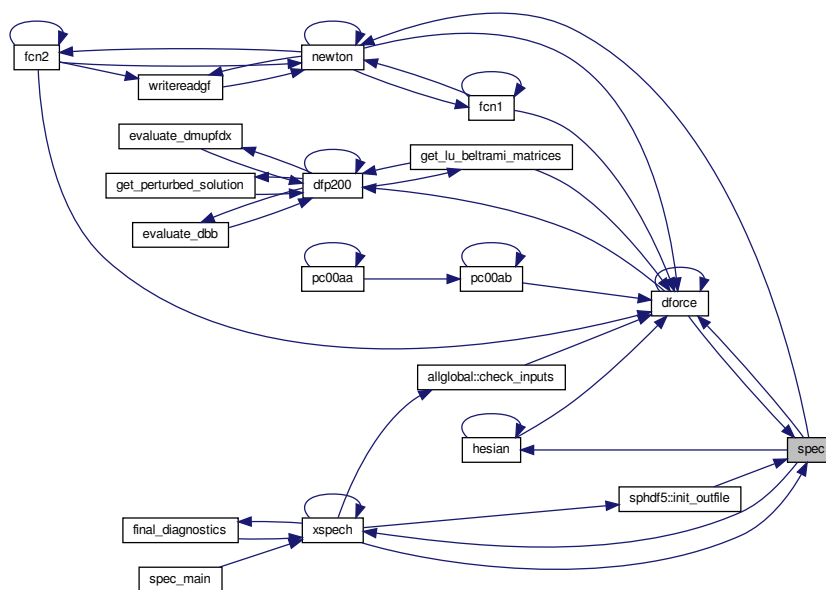
output files: vector potential

- The vector potential is written to file using `ra00aa()`.

References `inputlist::adiabatic`, `allglobal::ate`, `allglobal::ato`, `allglobal::aze`, `allglobal::azo`, `allglobal::bbe`, `allglobal::bbo`, `allglobal::beltramierror`, `bnorml()`, `allglobal::bnserr`, `allglobal::cfmn`, `allglobal::cpus`, `allglobal::dbbdmp`, `allglobal::dessian`, `allglobal::dffdrz`, `dforce()`, `allglobal::dma`, `allglobal::dmb`, `allglobal::dmd`, `allglobal::dmg`, `allglobal::dmupfdx`, `allglobal::dpflux`, `allglobal::drodr`, `allglobal::drodz`, `allglobal::dtflux`, `allglobal::dzodr`, `allglobal::dzodz`, `allglobal::efmn`, `allglobal::first_free_bound`, `allglobal::force_final`, `allglobal::forceerr`, `inputlist::gamma`, `inputlist::gbnbld`, `inputlist::gBntol`, `inputlist::helicity`, `hessian()`, `allglobal::hessian`, `allglobal::ibnc`, `allglobal::ibns`, `inputlist::igeometry`, `allglobal::iie`, `allglobal::iio`, `allglobal::im`, `allglobal::imagneticok`, `allglobal::in`, `allglobal::irbc`, `allglobal::irbs`, `inputlist::isurf`, `allglobal::ivnc`, `allglobal::ivns`, `inputlist::ivolume`, `allglobal::izbc`, `allglobal::izbs`, `inputlist::ladiabatic`, `inputlist::lautoinitbn`, `inputlist::lcheck`, `inputlist::lconstraint`, `allglobal::lcoordinatesingularity`, `inputlist::lfindzero`, `inputlist::lfreebound`, `allglobal::lgdof`, `allglobal::lhessianallocated`, `inputlist::lhevalues`, `inputlist::lhevectors`, `inputlist::lhmatrix`, `allglobal::localconstraint`, `numerical::logtolerance`, `inputlist::lperturbed`, `allglobal::lplasmaregion`, `inputlist::lrad`, `fileunits::lunit`, `allglobal::lvacuumregion`, `inputlist::lzerovac`, `allglobal::mbpsi`, `inputlist::mfreeits`, `allglobal::mn`, `allglobal::mpi_comm_spec`, `inputlist::mu`, `constants::mu0`, `allglobal::mvol`, `allglobal::myid`, `allglobal::ncpu`, `newton()`, `inputlist::nfp`, `allglobal::nfreeboundaryiterations`, `allglobal::ngdof`, `allglobal::notstellsym`, `inputlist::nppts`, `inputlist::nptrj`, `allglobal::ntz`, `inputlist::nvol`, `inputlist::odetol`, `allglobal::ofmn`, `constants::one`, `fileunits::ounit`, `packxi()`, `inputlist::pflux`, `inputlist::phiedge`, `constants::pi2`, `inputlist::pressure`, `inputlist::pscale`, `ra00aa()`, `inputlist::rbc`, `inputlist::rbs`, `allglobal::sfmn`, `allglobal::solution`, `inputlist::tflux`, `inputlist::vcasingtol`, `constants::version`, `volume()`, `numerical::vsmall`, `allglobal::vvolume`, `inputlist::wmacros`, `allglobal::wrtend()`, `xspec()`, `allglobal::yesstellsym`, `inputlist::zbc`, `inputlist::zbs`, and `constants::zero`.

Referenced by `dforce()`, `sphdf5::init_outfile()`, and `xspec()`.

Here is the caller graph for this function:



11.42.2.5 final_diagnostics() subroutine final_diagnostics

Final diagnostics.

- `sc00aa()` is called to compute the covariant components of the magnetic field at the interfaces; these are related to the singular currents
- if `Lcheck=1`, `jo00aa()` is called to compute the error in the Beltrami equation
- `pp00aa()` is called to construct the Poincare plot by field-line following.

References `allglobal::beltramierror`, `brcast()`, `allglobal::btemn`, `allglobal::btomn`, `allglobal::bzemn`, `allglobal::bzomn`, `allglobal::cfmn`, `allglobal::cpus`, `allglobal::diotadxup`, `allglobal::dtflux`, `allglobal::efmn`, `inputlist::igeometry`, `allglobal::imagneticok`, `allglobal::iquad`, `allglobal::ismyvolume()`, `allglobal::ismyvolumevalue`, `inputlist::isurf`, `inputlist::ivolume`, `jo00aa()`, `inputlist::lcheck`, `allglobal::lcoordinatesingularity`, `allglobal::lmns`, `allglobal::lplasmaregion`, `inputlist::lsvdiota`, `inputlist::ltransform`, `allglobal::lvacuumregion`, `allglobal::mn`, `allglobal::mpi_comm_spec`, `inputlist::mu`, `allglobal::mvol`, `allglobal::myid`, `allglobal::ncpu`, `inputlist::nppts`, `inputlist::nptrj`, `allglobal::nt`, `allglobal::ntz`, `inputlist::nvof`, `allglobal::nz`, `inputlist::odetol`, `allglobal::ofmn`, `constants::one`, `fileunits::ounit`, `constants::pi2`, `pp00aa()`, `allglobal::sfmn`, `tr00ab()`, `volume()`, `allglobal::whichcpuid()`, `inputlist::wmacros`, `xspech()`, and `constants::zero`.

Referenced by `xspech()`.

References

- [1] A Baillod, J Loizu, Z S Qu, H P Arbez, and J P Graves. Equilibrium β -limits dependence on bootstrap current in classical stellarators. *J. Plasma Phys.*, 89(5), October 2023. [4](#)
- [2] A Baillod, J Loizu, Z S Qu, A Kumar, and J P Graves. Computation of multi-region, relaxed magnetohydrodynamic equilibria with prescribed toroidal current profile. *J. Plasma Phys.*, 87(4), August 2021. [4](#)
- [3] J. D. Hanson. The virtual-casing principle and Helmholtz's theorem. *Plasma Phys. and Contr. Fusion*, 57(11):115006, sep 2015. [4](#), [21](#)
- [4] S. P. Hirshman and J. Breslau. Explicit spectrally optimized Fourier series for nested magnetic surfaces. *Phys. Plas.*, 5(7):2664–2675, 1998. [40](#)
- [5] S. P. Hirshman and H. K. Meier. Optimized Fourier representations for three-dimensional magnetic surfaces. *Phys. Fluids*, 28(5):1387–1391, 1985. [40](#)
- [6] S. R. Hudson, R. L. Dewar, M. J. Hole, and M. McGann. Non-axisymmetric, multi-region relaxed magnetohydrodynamic equilibrium solutions. *Plasma Phys. and Contr. Fusion*, 54(1):014005, dec 2011. [12](#)
- [7] S. A. Lazerson. The virtual-casing principle for 3D toroidal systems. *Plasma Phys. and Contr. Fusion*, 54(12):122002, nov 2012. [21](#)
- [8] S. A. Lazerson, S. Sakakibara, and Y. Suzuki. A magnetic diagnostic code for 3D fusion equilibria. *Plasma Phys. and Contr. Fusion*, 55(2):025014, jan 2013. [161](#)
- [9] Ke Liu, Guodong Yu, Yuhua Huang, Wenzhe Mao, Yidong Xie, Xianyi Nie, Hong Li, Tao Lan, Jinlin Xie, Weixing Ding, Wandong Liu, Ge Zhuang, and Caoxiang Zhu. Effects of magnetic helicity on 3D equilibria and self-organized states in KTX reversed field pinch. *Nucl. Fusion*, 64(5):056037, May 2024. [4](#)
- [10] J Loizu and D Bonfiglio. Nonlinear saturation of resistive tearing modes in a cylindrical tokamak with and without solving the dynamics. *J. Plasma Phys.*, 89(5), October 2023. [4](#)
- [11] J Loizu, Y-M Huang, S R Hudson, A Baillod, A Kumar, and Z S Qu. Direct prediction of nonlinear tearing mode saturation using a variational principle. *Phys. Plasmas*, 27(7):070701, July 2020. [4](#)
- [12] J Loizu, S Hudson, A Bhattacharjee, and P Helander. Magnetic islands and singular currents at rational surfaces in three-dimensional magnetohydrodynamic equilibria. *Phys. Plasmas*, 22(2):022501, February 2015. [4](#)
- [13] J Loizu and S R Hudson. Multi-region relaxed magnetohydrodynamic stability of a current sheet. *Phys. Plasmas*, 26(3):030702, March 2019. [4](#)
- [14] J Loizu, S R Hudson, A Bhattacharjee, S Lazerson, and P Helander. Existence of three-dimensional ideal-magnetohydrodynamic equilibria with current sheets. *Phys. Plasmas*, 22(9):090704, September 2015. [4](#)
- [15] J Loizu, S R Hudson, P Helander, S A Lazerson, and A Bhattacharjee. Pressure-driven amplification and penetration of resonant magnetic perturbations. *Phys. Plasmas*, 23(5):055703, May 2016. [4](#)
- [16] J Loizu, S R Hudson, and C Nührenberg. Verification of the SPEC code in stellarator geometries. *Phys. Plasmas*, 23(11):112505, November 2016. [4](#)
- [17] J Loizu, S R Hudson, C Nührenberg, J Geiger, and P Helander. Equilibrium β -limits in classical stellarators. *J. Plasma Phys.*, 83(6), December 2017. [4](#)
- [18] V. D. Shafranov and L. E. Zakharov. Use of the virtual-casing principle in calculating the containing magnetic field in toroidal plasma systems. *Nucl. Fusion*, 12(5):599–601, sep 1972. [21](#)
- [19] C. Zhu, S. R. Hudson, Y. Song, and Y. Wan. New method to design stellarator coils without the winding surface. *Nucl. Fusion*, 58(1):016008, nov 2017. [4](#), [275](#)

Index

- "global" force, [33](#)
 - dforce, [33](#)
- "local" force, [39](#)
 - lforce, [39](#)
- "packing" of Beltrami field solution vector, [73](#)
 - packab, [73](#)
 - packxi, [74](#)
- addline
 - spsmat.f90, [267](#)
- adiabatic
 - physicslist, [144](#)
- allglobal, [163](#)
 - broadcast_inputs, [180](#)
 - build_vector_potential, [176](#)
 - check_inputs, [177](#)
 - ismyvolume, [181](#)
- allocate_beltrami_matrices
 - memory.f90, [247](#)
- allocate_geometry_matrices
 - memory.f90, [249](#)
- basefn.f90
 - get_cheby, [196](#)
 - get_cheby_d2, [197](#)
 - get_zernike, [198](#)
 - get_zernike_d2, [199](#)
 - get_zernike_rm, [200](#)
- basis
 - intghs_module::intghs_workspace, [196](#)
- bfield
 - Diagnostics to check the code, [9](#)
- bfield.f90
 - bfield_tangent, [201](#)
- bfield_tangent
 - bfield.f90, [201](#)
- blower
 - intghs_module::intghs_workspace, [195](#)
- bloweremn
 - intghs_module::intghs_workspace, [195](#)
- bloweromn
 - intghs_module::intghs_workspace, [195](#)
- bnorml
 - Free-Boundary Computation, [19](#)
- brcast
 - Parallelization, [25](#)
- broadcast_inputs
 - allglobal, [180](#)
- Build matrices, [52](#)
 - matrix, [52](#)
 - mtrxhs, [58](#)
 - spsmat, [59](#)
- build_vector_potential
 - allglobal, [176](#)
- c05factor
 - globallist, [158](#)
- c05xtol
 - globallist, [158](#)
- casing
 - Free-Boundary Computation, [21](#)
- cfmn
 - intghs_module::intghs_workspace, [194](#)
- check_inputs
 - allglobal, [177](#)
- clean_queue
 - spsmat.f90, [266](#)
- compute_guvijsave
 - metrix.f90, [251](#)
- Conjugate-Gradient method, [77](#)
 - pc00aa, [77](#)
 - pc00ab, [79](#)
- constants, [182](#)
- Construction of "force", [129](#)
- Coordinate axis, [105](#)
 - rzaxis, [105](#)
- coords
 - Geometry, [27](#)
- covariant field for Hessian computation: Bloweremn, Bloweromn, [130](#)
- Covariant field on interfaces: Btemn, Bzemn, Btomn, Bzomn, [130](#)
- cputiming, [183](#)
- curent
 - Plasma Currents, [30](#)
- deallocate_beltrami_matrices
 - memory.f90, [248](#)
- deallocate_geometry_matrices
 - memory.f90, [250](#)
- Derivatives of multiplier and poloidal flux with respect to geometry: dmupfdx, [132](#)
- df00ab
 - Integrals, [43](#)
- dforce
 - "global" force, [33](#)
- dfp100
 - dfp100.f90, [205](#)
- dfp100.f90
 - dfp100, [205](#)
- dfp200
 - dfp200.f90, [207](#)
- dfp200.f90
 - dfp200, [207](#)
 - evaluate_dbb, [215](#)
 - evaluate_dmupfdx, [213](#)
 - get_lu_beltrami_matrices, [209](#)
 - get_perturbed_solution, [211](#)
- Diagnostics to check the code, [9](#)
 - bfield, [9](#)
 - jo00aa, [11](#)

- pp00aa, 14
- pp00ab, 16
- stzxyz, 18
- diagnosticslist, 159
 - lcheck, 161
 - nptrj, 161
- dvcfield
 - Free-Boundary Computation, 24
- efmn
 - intghs_module::intghs_workspace, 194
- Enhanced resolution for metric elements, 115
- Enhanced resolution for transformation to straight-field
 - line angle, 116
- epsilon
 - globallist, 157
- escale
 - globallist, 156
- evaluate_dbb
 - dfp200.f90, 215
- evaluate_dmupfdx
 - dfp200.f90, 213
- evmn
 - intghs_module::intghs_workspace, 195
- fcn1
 - Force-driver, 69
- fcn2
 - Force-driver, 71
- fftw_interface, 186
- Field matrices: dMA, dMB, dMC, dMD, dME, dMF, 127
- fileunits, 186
- final_diagnostics
 - xspech.f90, 278
- finalize_flt_output
 - Output file(s), 103
- Force-driver, 66
 - fcn1, 69
 - fcn2, 71
 - newton, 67
- forcetol
 - globallist, 157
- Fourier representation, 118
- Fourier Transforms, 121
- Free-Boundary Computation, 19
 - bnorml, 19
 - casing, 21
 - dvcfield, 24
- gbnbld
 - globallist, 159
- gbntol
 - globallist, 159
- gbupper
 - intghs_module::intghs_workspace, 195
- Geometrical degrees-of-freedom: LGdof, NGdof, 131
- Geometry, 27
 - coords, 27
- get_cheby
 - basefn.f90, 196
- get_cheby_d2
 - basefn.f90, 197
- get_lu_beltrami_matrices
 - dfp200.f90, 209
- get_perturbed_solution
 - dfp200.f90, 211
- get_zernike
 - basefn.f90, 198
- get_zernike_d2
 - basefn.f90, 199
- get_zernike_rm
 - basefn.f90, 200
- globallist, 155
 - c05factor, 158
 - c05xtol, 158
 - epsilon, 157
 - escale, 156
 - forcetol, 157
 - gbnbld, 159
 - gbntol, 159
 - lfindzero, 156
 - lreadgf, 158
 - mfreeits, 158
 - opsilon, 157
 - pcondense, 157
- hdfint
 - sphdf5, 192
- helicity
 - physicslist, 143
- hesian
 - Output file(s), 91
- igeometry
 - physicslist, 140
- ijreal
 - intghs_module::intghs_workspace, 195
- imethod
 - numericlist, 151
- impol
 - numericlist, 150
- init_convergence_output
 - Output file(s), 98
- init_flt_output
 - Output file(s), 100
- Initialization of the code, 83
 - preset, 83
- Input namelists and global variables, 37
- Integrals, 43
 - df00ab, 43
 - ma00aa, 44
 - spsint, 47
- Interface geometry: iRbc, iZbs etc., 119
- Internal global variables, 136
- Internal Variables, 117
- intghs
 - intghs.f90, 243
- intghs.f90

- intghs, 243
- intghs_workspace_init, 244
- intghs_module::intghs_workspace, 194
 - basis, 196
 - blower, 195
 - bloweremn, 195
 - bloweromn, 195
 - cfmn, 194
 - efmn, 194
 - evmn, 195
 - gbupper, 195
 - ijreal, 195
 - jjreal, 195
 - jkreal, 195
 - kjreal, 195
 - odmn, 195
 - ofmn, 194
 - sfmn, 195
- intghs_workspace_init
 - intghs.f90, 244
- intor
 - numericlist, 150
- iorder
 - numericlist, 151
- iota
 - physicslist, 145
- iprecon
 - numericlist, 152
- ismyvolume
 - allglobal, 181
- jjreal
 - intghs_module::intghs_workspace, 195
- jkreal
 - intghs_module::intghs_workspace, 195
- jo00aa
 - Diagnostics to check the code, 11
- kjreal
 - intghs_module::intghs_workspace, 195
- ladiabatic
 - physicslist, 143
- laplaces, 187
- lautoinitbn
 - numericlist, 149
- lbeltrami
 - locallist, 153
- lcheck
 - diagnosticslist, 161
- lconstraint
 - physicslist, 142
- lfindzero
 - globallist, 156
- lforce
 - "local" force, 39
- linitgues
 - locallist, 154
- linitialize
 - numericlist, 148
- locallist, 153
 - lbeltrami, 153
 - linitgues, 154
- lp
 - physicslist, 145
- lq
 - physicslist, 145
- lrad
 - physicslist, 142
- lreadgf
 - globallist, 158
- lrzaxis
 - numericlist, 152
- lspare
 - numericlist, 150
- lsvdiota
 - numericlist, 151
- lzerovac
 - numericlist, 149
- ma00aa
 - Integrals, 44
- ma02aa
 - Solver/Driver, 49
- matrix
 - Build matrices, 52
- matvec
 - mp00ac.f90, 254
- memory.f90
 - allocate_beltrami_matrices, 247
 - allocate_geometry_matrices, 249
 - deallocate_beltrami_matrices, 248
 - deallocate_geometry_matrices, 250
- Metric quantities, 61
 - metrix, 61
- metrix
 - Metric quantities, 61
- metrix.f90
 - compute_guvijsave, 251
- mfreeits
 - globallist, 158
- mirror_input_to_outfile
 - Output file(s), 97
- Miscellaneous, 137
- mp00ac
 - Solver for Beltrami (linear) system, 63
- mp00ac.f90
 - matvec, 254
 - prec_solve, 256
 - rungmres, 253
- mpol
 - physicslist, 141
- mregular
 - numericlist, 152
- mtrxhs
 - Build matrices, 58
- mupfits
 - physicslist, 146

- mupftol
 - physicslist, 146
- ndiscrete
 - numericlist, 149
- newton
 - Force-driver, 67
- newtontime, 188
- nfp
 - physicslist, 140
- nptrj
 - diagnosticslist, 161
- nquad
 - numericlist, 150
- ntor
 - physicslist, 141
- numerical, 188
- numericlist, 147
 - imethod, 151
 - impol, 150
 - intor, 150
 - iorder, 151
 - iprecon, 152
 - lautoinitbn, 149
 - linitialize, 148
 - lrzaxis, 152
 - lsparse, 150
 - lsvdiota, 151
 - lzerovac, 149
 - mregular, 152
 - ndiscrete, 149
 - nquad, 150
- nvol
 - physicslist, 141
- odmn
 - intghs_module::intghs_workspace, 195
- ofmn
 - intghs_module::intghs_workspace, 194
- oita
 - physicslist, 146
- opsilon
 - globallist, 157
- Output file(s), 90
 - finalize_ftl_output, 103
 - hesian, 91
 - init_convergence_output, 98
 - init_ftl_output, 100
 - mirror_input_to_outfile, 97
 - ra00aa, 95
 - write_convergence_output, 99
 - write_grid, 99
 - write_poincare, 102
 - write_transform, 103
 - write_vector_potential, 104
 - writereadgf, 94
- packab
 - "packing" of Beltrami field solution vector, 73
- packxi
 - "packing" of Beltrami field solution vector, 74
 - Parallel construction of derivative matrix, 131
 - Parallelization, 25
 - bcrcast, 25
- pc00aa
 - Conjugate-Gradient method, 77
- pc00ab
 - Conjugate-Gradient method, 79
- pcondense
 - globallist, 157
- physicslist, 138
 - adiabatic, 144
 - helicity, 143
 - igeometry, 140
 - iota, 145
 - ladiabatic, 143
 - lconstraint, 142
 - lp, 145
 - lq, 145
 - lrad, 142
 - mpol, 141
 - mupfits, 146
 - mupftol, 146
 - nfp, 140
 - ntor, 141
 - nvol, 141
 - oita, 146
 - pl, 144
 - pr, 144
 - pressure, 143
 - pscale, 143
 - ql, 144
 - qr, 145
 - rp, 145
 - rpol, 146
 - rq, 146
 - rtor, 147
 - tflux, 142
- pl
 - physicslist, 144
- Plasma Currents, 30
 - curent, 30
- Plasma volume, 110
 - volume, 110
- pp00aa
 - Diagnostics to check the code, 14
- pp00ab
 - Diagnostics to check the code, 16
- pr
 - physicslist, 144
- prec_solve
 - mp00ac.f90, 256
- preset
 - Initialization of the code, 83
- pressure
 - physicslist, 143
- pscale

- physicslist, [143](#)
- push_back
 - spsmat.f90, [265](#)
- ql
 - physicslist, [144](#)
- qr
 - physicslist, [145](#)
- ra00aa
 - Output file(s), [95](#)
- read_command_args
 - xspech.f90, [274](#)
- Rotational Transform, [108](#)
 - tr00ab, [108](#)
- rp
 - physicslist, [145](#)
- rpol
 - physicslist, [146](#)
- rq
 - physicslist, [146](#)
- rtor
 - physicslist, [147](#)
- rungmres
 - mp00ac.f90, [253](#)
- rzaxis
 - Coordinate axis, [105](#)
- screenlist, [162](#)
 - wbuild_vector_potential, [163](#)
- sfmn
 - intghs_module::intghs_workspace, [195](#)
- Smooth boundary, [113](#)
 - vacuumphi, [114](#)
 - wa00aa, [114](#)
- Solver for Beltrami (linear) system, [63](#)
 - mp00ac, [63](#)
- Solver/Driver, [49](#)
 - ma02aa, [49](#)
- spec
 - xspech.f90, [274](#)
- spec_main
 - xspech.f90, [271](#)
- sphdf5, [188](#)
 - hdfint, [192](#)
- spsint
 - Integrals, [47](#)
- spsmat
 - Build matrices, [59](#)
- spsmat.f90
 - addline, [267](#)
 - clean_queue, [266](#)
 - push_back, [265](#)
- src/basefn.f90, [196](#)
- src/bfield.f90, [201](#)
- src/bnorml.f90, [202](#)
- src/brcast.f90, [202](#)
- src/casing.f90, [203](#)
- src/coords.f90, [203](#)
- src/curent.f90, [203](#)
- src/df00ab.f90, [204](#)
- src/dforce.f90, [204](#)
- src/dfp100.f90, [204](#)
- src/dfp200.f90, [206](#)
- src/global.f90, [218](#)
- src/hessian.f90, [235](#)
- src/inputlist.f90, [236](#)
- src/intghs.f90, [242](#)
- src/jo00aa.f90, [245](#)
- src/lforce.f90, [246](#)
- src/ma00aa.f90, [246](#)
- src/ma02aa.f90, [246](#)
- src/matrix.f90, [247](#)
- src/memory.f90, [247](#)
- src/metrix.f90, [251](#)
- src/mp00ac.f90, [252](#)
- src/mtrxhs.f90, [257](#)
- src/newton.f90, [257](#)
- src/packab.f90, [258](#)
- src/packxi.f90, [258](#)
- src/pc00aa.f90, [258](#)
- src/pc00ab.f90, [259](#)
- src/pp00aa.f90, [259](#)
- src/pp00ab.f90, [259](#)
- src/preset.f90, [260](#)
- src/ra00aa.f90, [260](#)
- src/rzaxis.f90, [260](#)
- src/sphdf5.f90, [261](#)
- src/spsint.f90, [264](#)
- src/spsmat.f90, [264](#)
- src/stzxyz.f90, [268](#)
- src/tr00ab.f90, [268](#)
- src/volume.f90, [269](#)
- src/wa00aa.f90, [269](#)
- src/xspech.f90, [270](#)
- stzxyz
 - Diagnostics to check the code, [18](#)
- tflux
 - physicslist, [142](#)
- tr00ab
 - Rotational Transform, [108](#)
 - Trigonometric factors, [134](#)
- typedefns, [193](#)
 - typedefns::derivative, [193](#), [235](#)
 - typedefns::matrixlu, [193](#), [235](#)
 - typedefns::subgrid, [193](#), [235](#)
- vacuumphi
 - Smooth boundary, [114](#)
- Vector potential and the Beltrami linear system, [125](#)
- volume
 - Plasma volume, [110](#)
- Volume integrals: IBBintegral, IABintegral, [135](#)
- Volume-integrated Chebyshev-metrics, [123](#)
- wa00aa
 - Smooth boundary, [114](#)

wbuild_vector_potential
 screenlist, [163](#)
write_convergence_output
 Output file(s), [99](#)
write_grid
 Output file(s), [99](#)
write_poincare
 Output file(s), [102](#)
write_transform
 Output file(s), [103](#)
write_vector_potential
 Output file(s), [104](#)
writereadgf
 Output file(s), [94](#)

xspech
 xspech.f90, [271](#)
xspech.f90
 final_diagnostics, [278](#)
 read_command_args, [274](#)
 spec, [274](#)
 spec_main, [271](#)
 xspech, [271](#)